

# TORFAEN COUNTY BOROUGH COUNCIL CHILDCARE SUFFICIENCY ASSESSMENT 2022



Torfaen  
Family Information Service  
Gwasanaeth Gwybodaeth i Deuluoedd

**TORFAEN  
COUNTY  
BOROUGH**  **BWRDEISTREF  
SIROL  
TORFAEN**



# **Childcare Sufficiency Assessment Form**

**Name of Local Authority: Torfaen County Borough Council**

**Name of responsible officer: Hannah Bedford Torfaen Family Information Service Team Leader**

**Date of Completion: March 2022**

## Principal Statement

Under the Childcare Act 2006 local authorities have a statutory duty to secure sufficient childcare for the needs of working parents/carers in their area for children up to 1 September after they turn 14 years, or until they reach the age of 18 in the case of children with a disability. A core element of this duty in Wales is to complete a Childcare Sufficiency Assessment every five years which assesses the supply of, and demand for, childcare in the local authority and identifies any gaps in provision. Therefore, Torfaen County Borough Council is responsible to shape and support the development of childcare provision in the local area to make it flexible, sustainable, and responsive to the needs of the community.

Torfaen County Borough Council recognises the importance of conducting a full CSA to ensure that parents are able to access childcare locally, that meets their needs, and enables them to make a real choice about work.

This report (published March 2022) forms part of Torfaen County Borough Councils fifth full Childcare Sufficiency Assessment and is based on meeting the requirements of

- the statutory guidance document *Childcare Statutory Guidance (2016)* and
- the circular letter WGC 003 2021/WG21-28 “*Childcare Statutory Guidance (2016): Securing Sufficient Childcare and Child Sufficiency Assessments*” issued on March 15<sup>th</sup>, 2021

The guidance requires local authorities to undertake:

- Mapping of the current provision of childcare, considering:
  - the type of registration and the services provided
  - the age range catered for
  - the times of operation
  - the language of provision
  - the location
  - fee levels

- ability to provide inclusive provision
- any additional services/facilities provided.
- Mapping of current attendance patterns, along with the level of vacancies or children waiting for an immediate place
- A parental survey
- Engagement of key stakeholders to access knowledge and intelligence regarding current and future demand
- Use of strategic planning documents and data regarding current and future population; demographic and socio-economic trends, to identify likely future demand
- Identifying the level and type of unmet current and future demand, calculated by analysing the gap between current provision (type, capacity, location) and the current and predicted future demand

## Contents

1. Introduction/ Context	7
2. Partnership Working and Consultation	9
3. The Childcare Sufficiency Assessment and Local Well Being Needs Assessment	12
4. Population	16
5. Impact of Covid	38
6. Overview – Childcare Types, Services and Places	52
7. Supply of Childcare	
7.1. Childminder	64
7.2. Full Day Nursery	96
7.3. Sessional Day Care	135
7.4. Out of School Care	159
7.5 Unregistered Out of School Care	183
7.6 Unregistered Play Provision	187
7.7. Nanny	195
8. Supply of Childcare – Family Information Service Data (DEWIS)	196
9. Analysis of Flying Start	210
10. Analysis of Early Years Part Time Education (Foundation Phase)	213
11. Free Breakfast Provision	221
12. CIW Deregistration 2021 – 2022	225
13. Quality of provision, Working Tax Credit/Universal Credit, Tax Free Childcare, and the Childcare Offer for Wales	227
14 Understanding the Needs of Parents / Carers	230
14.1 Overview	232
14.2 Current Use	237
14.3 Demand for Childcare	295
14.3.1 Family Information Service Enquiries	310
14.4 Barriers Experienced by specific target groups	313
15. Sustainability	314
16 Cross Border Consultation	322
17 Workforce Development and Training	323
18 Results of Consultation with Stakeholders	348

18.1 Consultation with Schools	349
18.2 Consultation with Welsh Education Strategic Plan (WESP)	357
18.3 Consultation with Employers	363
18.4 Consultation with Employability Teams	371
18.5 Consultation with Umbrella Organisations	379
18.6 Consultation with Childcare Providers	398
19. Consultation with Children and Young People	
19.1 Children and Young People within Laugh, Learn and Get Active Camps	417
19.2 Children and Young People at Childcare Settings	420

**Annexes** 422

Annex 1	Parent Carer Survey
Annex 2	Consultation with Schools questionnaire
Annex 3	Consultation with WESP questionnaire
Annex 4	Consultation with Employers questionnaire
Annex 5	Consultation with Employability Teams questionnaire
Annex 6	Consultation with Umbrella Organisations questionnaire
Annex 7	Consultation with Childcare Provider questionnaire

**Consultation update June 2022** 424

## 1. Introduction/ Context

This section describes the methodology used to undertake and approve the Childcare Sufficiency Assessment (CSA) and Action Plan. It identifies the key challenges in undertaking the Assessment and describes the mechanism the Local Authority proposes to use to take forward the identified actions for the action plan.

This report uses a range of data collected as part of the assessment process to identify gaps in the childcare market in Torfaen County Borough.

Section 26 of The Childcare Act requires Local Authorities in Wales to prepare assessments of the sufficiency of childcare in their area and working towards securing sufficient provision and establish plans to address any gaps identified. Local authorities are required to undertake a full assessment of the childcare provision in their area by 30<sup>th</sup> June 2022 and five yearly thereafter. Annual Progress Reports will be submitted to Welsh Government to review ongoing progress.

The approach taken in conducting this assessment been based on the statutory guidance document *Childcare Statutory Guidance* (2016) and the circular letter WGC 003 2021/WG21-28 “*Childcare Statutory Guidance (2016): Securing Sufficient Childcare and Child Sufficiency Assessments*” issued on March 15<sup>th</sup>, 2021.

Torfaen County Borough Council will utilise evidence produced from the CSA as well as using other Local Authority plans and programmes including Flying Start, Early Years Education, Families First, the Welsh Education Strategic Plans, the Assessment of Local Well Being Needs Assessment and The Childcare Offer for Wales.

Analysis of current demand, supply and potential barriers to families taking up childcare, will contribute to the current/future development and sustainability of childcare provision in Torfaen. As a result of this analysis a detailed Childcare Action Plan has been proposed which will guide the work of the Local Authority’s Early Years/Childcare Team to manage the local childcare market in partnership with other identified Local Authority departments and external partner organisations including the private and voluntary sectors.

Several challenges incurred during the collation and reporting of the CSA, which impacted on the overall delivery and validity of the statistical evidence.

The ongoing pandemic and the pressures endured within the Childcare team during Covid-19 has affected the delivery of the CSA. It must be acknowledged that the Local Authority has also endured the demands of supporting childcare settings and parents during the pandemic, which has, at times, deterred time and delivery elsewhere. Staff absences and local restrictions due to Covid 19 has also impacted the delivery of some consultations. Rest assured the Local Authority has taken every effort to meet the requirements of the CSA whilst also adhering to service demands.

During the delivery of the Parent / Carer Survey several consultations both from Welsh Government and within the Local Authority were active and sought views from families in Torfaen.

Whilst the response rate for the Parent /Carer survey increased since the previous assessment, based on current population figures this can be determined as statistically insignificant.

In addition to this the analysis of supply for childcare in Torfaen was based on data submitted from Care Inspectorate Wales (CIW) in agreement with Welsh Government. The data was incomplete and therefore does not account for all childcare settings within Torfaen. Further analysis from the Family Information Service will aim to validate any childcare discrepancies identified, referencing data held by the Family Information Service on DEWIS Cymru. It was also identified that 1 setting in the SASS data does not belong to Torfaen. Therefore, this has been highlighted in the analysis.

Torfaen Family Information Service and the Childcare Team have conducted and produced the CSA for Torfaen County Borough Council.

In the attempt to support Local Authorities with the CSA, funding was allocated from Welsh Government during 2021. Place Group Consultancy were tended to deliver a series of focus groups to examine barriers with families accessing childcare during February 2022. Analysis of the focus groups, Gaps Analysis of the CSA and Childcare Action plan were reported by Place Group.

Assistance was further provided by the Public Services Support Unit (PSSU) for demographic, supply and additional parent carer analysis.



## 2. Partnership Working and Consultation

Torfaen Family Information Service and the Childcare Team consulted with a number of stakeholders where appropriate in accordance with schedule 2 of the Statutory Guidance submitted by Welsh Government.

The Childcare Act 2006 (Local Authority Assessment) (Wales) Regulations 2016, Regulations 6 and 7 prescribe the persons who local authorities could consider consulting with and the persons they must consult in preparing the assessment, including persons representing those with an interest in childcare.

A wide range of data has been used to inform this Childcare Sufficiency Assessment, including:

- **Demographic and socio-economic profile for Torfaen:** a range of factors may affect the demand and ability to pay for childcare. This analysis in Section 4 examines projected population figures for the Local Authority area and the main trends and factors likely to affect those figures. This may provide an initial picture of what some of the gaps in childcare may be in Torfaen County Borough. Data was submitted from Public Services Support Unit (PSSU) and the analysis was conducted and delivered by Torfaen Family Information Service.
- **Profile of the supply of childcare:** The supply of childcare was analysed by information submitted from Care Inspectorate Wales (CIW). Torfaen Family Information Service were sent the Self-Assessment of Service Statement (SASS) data during Autumn 2021. During November an updated SASS was submitted to Torfaen Family Information Service following discrepancies being identified by a number of other Local Authorities. The data within the SASS report was based on information submitted by childcare providers during Summer 2016. The response rate for completion was less than 90% and Torfaen County Borough Council experienced multiple difficulties in analysing the supply of childcare based on the SASS data. It was considered that some childcare providers had misinterpreted questions asked within the SASS, therefore information submitted varies considerably than that held within the Family Information Service. The Family Information Service attempted to contact settings that did not complete the SASS and unregistered childcare, however little responses were received. Therefore, a summary of provision held by the Family Information Service on DEWIS Cymru has also been provided.
- **Parent/carer demand survey:** Welsh Government and Aware members consulted on an online questionnaire was produced and published by Welsh Government. The survey was promoted at a national level and promoted through a series of social media campaigns, distribution via Torfaen Schools and circulated to other relevant stakeholders. The questionnaire included (amongst others) questions on childcare that they use, reasons for not using childcare, improvements required, childcare

costs, and financial support. A total of 501 responses were received. The sample size was such that the analysis could not look at statistically significant differences between different groups of parents/carers in their use of, and views on, childcare in Torfaen County Borough. Torfaen Family Information Service conducted the fieldwork and were supported by Welsh Government and PSSU.

- **Focus groups with parents/carers:** Place Group Ltd conducted a total of # focus groups that took place between and February 2022 and March 2022, involving # parents/carers. These were targeted at specific groups of parent/carers and collected the views of:
  - Lone parents/parents seeking work and training
  - Parents of a child with Additional Learning Needs / Disability
  - Lone Income families
  - Unemployed families
  - ESOL families

These focus groups were conducted, analysed and reported by Place Group Consultancy Ltd on behalf of Torfaen County Borough Council. A separate report from Place Group will be provided

- **Consultation with children and young people:** a total of 478 children and young people aged between 5 and 12 years old were consulted as part of the Play Sufficiency Assessment 2022. This research was conducted by Torfaen Play Service and analysed by Torfaen Family Information Service.

A further 2 consultations were held with a total of 20 children between the ages of 3 and 9 years old at registered childcare provisions in Torfaen These examined use of childcare, reasons for use, what was liked about childcare, improvement suggestions and childcare accessed during school holidays. These consultations were delivered and reported by PSSU.

- **Consultation with Employers:** A survey was conducted with employers about childcare that covered issues in relation to recruitment/retention and support for employees were conducted with employers in Torfaen County Borough. A total of 7 employers responded to the survey. This research and report was delivered by Torfaen Family Information Service.

- **Consultation with childcare providers:** A questionnaire was circulated to 87 childcare providers who offer 130 different childcare provisions in Torfaen County Borough to find out their views on the local childcare market, improvements that could be made to meet the needs of specific groups, future plans and support required. 15 Childcare providers responded. This research and report was delivered by the Childcare Team.
- **Consultation with key stakeholders:** A number of umbrella organisations were consulted about their views on the local childcare market and improvements that could be made to meet the needs of specific groups. Representatives who participated in the consultation included, Early Years Wales, Pacey Cymru, Clybiau Plant Cymru Kids' Clubs (CPCKC), National Day Nurseries Association (NDNA) and Mudiad Meithrin (MM).
- **Consultation with Schools:** A survey was distributed to all Primary and Secondary schools in Torfaen County Borough Council during September 2021. A total of 15 schools completed the survey.
- **Consultation with Employability teams and JCP:** Jobcentre Plus were sent a survey requesting their views about childcare and to identify gaps between specific target groups as outlined in Schedule 2 of Welsh Government Guidance.
- **Consultation with Welsh in Education Strategic Plan (WESP): Members** of the WESP were sent a survey requesting their views about childcare to identify specific gaps in provision. A total of 3 members responded.
- **Safeguarding Children Board:** Torfaen County Borough Council made every effort to consult with The Local Safeguarding Children's Board, however the board responded that it was unable to participate in the consultation due to a lack of local knowledge about childcare within Torfaen. The board consists of regional multi agency groups of senior officers who set the strategic direction for safeguarding across the region and the Business unit would not have any evidence to support comments about this area of work. Local representatives for Torfaen contacted the Family Information Service and provided the number of children being funded by Social Services to attend childcare in Torfaen.

A full summary of the consultations outlined above were analysed and reported by Torfaen Family Information Service.

### 3. The Childcare Sufficiency Assessment and Local Well Being Needs Assessment

Torfaen Family Information Service notified the Local Well Being Needs Assessment during the collation and reporting of the 2022 CSA. The following extract is taken from the Draft Gwent Well-Being Assessment December 2021.

*The Well-Being of Future Generations (Wales) Act In April 2016 Welsh Government introduced The Well-being of Future Generations (Wales) Act. This ground-breaking piece of legislation is about improving the social, economic, environmental and cultural well-being of our nation and the communities that make it what it is.*

*The Act sets out how public services in Wales need to think more about the long term, work better with people and communities and each other, look to prevent problems and take a more joined-up approach. These are referred to as the five ways of working. By acting in this way we stand a much better chance of creating a place that we all want to live in, now and in the future.*

*The PSB is required to prepare and publish an assessment of the state of economic, social, environmental and cultural well-being in its area no later than a year before it publishes its local Well-being Plan. This assessment provided the evidence to identify key priorities and plan how to improve well-being both for now and for future generations. This is Gwent PSB's first Well-being Assessment and it is built from an extensive range of sources including census and statistical data, policy and research and qualitative evidence which captures people's opinions and perceptions as well as giving context to quantitative data and academic research.*

*Torfaen is the most easterly of the South Wales urbanised valleys. Geographically the area runs from the Heads of the Valleys in the north to the M4 corridor in the south with three main settlements, Blaenavon, Pontypool and Cwmbran. Pontypool and Blaenavon were originally established to exploit the abundant non-renewable charcoal, coal and iron resources in the area. As those heavy industries declined over the past 100 years, so did the prosperity of those areas. The World Heritage Site town of Blaenavon has a population of around 6,500 is furthest north in the borough and is famous for the Big Pit Coal Mining Museum and Europe's best preserved 18th century ironworks. The former industrial town of Pontypool with its traditional indoor and outdoor market is the next largest settlement located in the heart of the borough, and with the various communities that surround it, has a population of around 37,700. In the south of the borough, Cwmbran is unique in being the only New Town in Wales, being designated in 1949 and designed as a distinctive, progressive and modern town offering new opportunities for its residents. Much of the southern parts of Figure 6: (Left to right) Southern Distributor Road Bridge in Newport, Beechwood Park, Newport, and the Transporter Bridge. DRAFT Gwent Well-being Assessment 9 of 15 1.4 About the communities Understanding how the population might change in the future can help us think about key well-being challenges and opportunities. The county borough are now*

*urbanised around Cwmbran, which has the largest population of each of the three settlement areas with around 49,8006. Cwmbran Shopping Centre attracts large numbers of shopping visitors from the wider area of Gwent and the M4 corridor.*

### Main trends and factors likely to affect figures in Torfaen County Borough Council

Demographic Data from the Torfaen Well-being Assessment DRAFT Executive Summary published in December 2021 states;

Projections show that between 2019 – 2043 the percentage of total population in Torfaen will rise by 5.2 % (4,865). The number of people who are aged 16-64 will increase marginally to 0% (19 people). Those aged 65 and over will increase by 28% (5,389) and 69.9% increase for those aged 85 and over. (Pg.9)

#### Future trends and challenges - Education

*Workplaces are changing, and the Covid-19 pandemic has accelerated the move towards greater use of technology and automation which we expect to continue, and this is a trend that we can expect to continue. Technology will probably change most jobs, with those that are lower skilled and highly routine becoming increasingly automated. There is a risk that young people could be trained in the wrong, or outdated, skills impacting on their employment prospects. (Pg. 64)*

*People's employment opportunities are often more dependent on the skills they have, than where they live, and this has increased during the pandemic when working from home became more accepted. We don't currently know what some of the jobs of the future are, but we do know that there are certain everyday things that will always be needed and so will need skilled people able to work in them, such as health and social care, food and energy sectors. (Pg. 64)*

#### Housing Deprivation

*A key challenge is ensuring that there is sufficient supply of good quality housing located in the right location, including affordable housing, to meet the needs of our communities. We know that the population is aging - the number of people aged 85 and over living in Gwent is projected to increase by 74% between 2019 and 2043, slightly higher to the Welsh average (69.5%). For Gwent this could mean an extra 10,615 people in this age range. (Pg. 70)*

## **Childcare**

The Torfaen Well-being Assessment reports on childcare and impacts amongst the local authorities, the below extract is taken from the DRAFT Executive Summary (Pg. 30) published in December 2021. Please note reference to childcare was taken from Childcare Sufficiency Assessments in 2017 (and Annual Refresh for Newport 2021).

*Working parents of three and four year olds in Wales (all parents in the household must be working and earn less than £100,000 per year in total) can get 30 hours of free funded childcare per week for 48 weeks a year.*

*If they need to pay for 20 extra hours to take this up to a full time place (50 hours per week to factor in commuting time), the average weekly price in nursery would £89.12 across Wales. The 30 free hours of childcare provision does not however extend to families where a parent is in training, so it is difficult for those parents to boost their employment opportunities through training without access to the funded childcare.*

*All children aged three to four are entitled to at least 10 hours per week of free funded childcare, regardless of whether or not the parent or parents are in employment. Some two to three-year olds in Wales can get 12.5 hours a week of free childcare as part of the Flying Start scheme, which is provided in targeted areas where deprivation is higher than average. Despite the support available for parents across Gwent, it still means that access to and availability of childcare for the remainder of a working week can be a real barrier to employment for many.*

*Childcare is not just a service for parents who work; it is a valuable service for children too. Research indicates that childcare can provide immediate and long-term benefits to children from the poorest backgrounds if they receive high quality provision in their early years, improving prospects future generations.*

*Under the Childcare Act 2006 local authorities have a statutory duty to secure sufficient childcare for the needs of working parents and carers in their area, for children up to 1 September after they turn 14 years, or until they reach the age of 18 in the case of children with a disability.*

*Assessments carried out for the 5 local authorities in Gwent in 2017 tell us that the total number of registered and unregistered childcare providers and total number of spaces available across Gwent are as follows.*

- *Blaenau Gwent – 66 providers offering 1,329 places*
- *Caerphilly – 346 providers offering 2,080 places*
- *Monmouthshire – 115 providers offering 2,304 places*

- Newport – 151 providers offering 5,63244 (as at March 2021)
- Torfaen – 151 providers offering 4,286 places

*The Assessments also demonstrated that there are a variety of different reasons for parents with children using childcare services. The most common reasons for using childcare across Gwent were for employment or seeking employment. Other common reasons include the social or learning benefits for the child/children, university or college study.*

*However, engagement with parents identified expensive childcare costs as being a big factor for not using childcare, making it unaffordable for many families across Gwent, and also highlighted a need for more flexible opening times/wraparound arrangements to assist parents on irregular shift patterns. Parents looking after children because childcare costs are too expensive or they're unable to find support at suitable times of the day often leads to increased economic inactivity.*

*The Assessments indicate that there are a reasonable range of types of provision across most community planning areas. However, Welsh medium childcare and provision for children with special and educational needs and disabilities is generally low across Gwent. Being a stay-at home parent or receiving support from family or friends who look after children were the most common reasons for parents in Gwent not using childcare*

## 4. Population

Demographic Data for Torfaen County Borough Council was submitted from Public Services Support Unit (PSSU) and analysed and reported by Torfaen Family Information Service.

For the purpose of this report data from Mid 2020 Population estimates for Torfaen will be used, and data is presented based on the three main settlement areas for Torfaen (Blaenavon, Pontypool and Cwmbran).

In 2021, Torfaen County Borough Council mid-year population estimates show that there is a total population of 94,832. Of this, there are 19,463 children aged 0 to 17 in Torfaen. This is an increase of 102 children since the last full assessment in 2017. Figure 1 below shows the total population figures as per geographical area

Figure 1. Mid-2020 Population projections Welsh Government

Area	Total Population	No. of children aged 0 17 years
Blaenavon	6,057	1,418
Pontypool	37,897	7,851
Cwmbran	50,451	10,194
Total	94,832	19,463

It is clear from the population figures that the majority of Torfaen residents are residing within the Cwmbran area, and the number of children aged 0-17 years is greater in Cwmbran. Figure 2 below further shows the age of children per geographical area

Figure 2. Figure 1. Mid-2020 Population projections Welsh Government

Settlement	12 months and under	1 year old	2 years old	3 years old	4 years old	5 years old	6 years old	7 years old	8 years old	9 years old	10 years old	11 years old	12 years old	13 years old	14 years old	15 years old	16 years old	17 years old
Blaenavon	76	80	80	85	80	80	81	77	76	79	78	72	92	70	80	93	71	68
Pontypool	388	438	381	439	455	419	443	449	479	496	485	467	418	446	442	457	363	386
Cwmbran	449	501	549	556	548	542	596	615	593	625	630	593	614	572	605	569	528	509
Torfaen	913	1019	1010	1080	1083	1041	1120	1141	1148	1200	1193	1132	1124	1088	1127	1119	962	963



The 2020 mid years estimates suggest that, of those;

- 2942 are aged 2 and under (decrease of 267 children since the last full assessment);
- 2163 are aged 3 and 4 years (decrease of 100 children since the last full assessment);
- 1041 are aged 5 years (decrease of 66 children since the last full assessment);
- 2261 are aged 6 and 7 years (increase of 110 children since the last full assessment);
- 3541 are aged 8, 9 and 10 years (increase of 403 children since the last full assessment);
- 4471 are aged 11, 12, 13 and 14 years (increase of 475 children since the last full assessment);
- 3044 are aged 15, 16 and 17 years (decrease of 483 children since the last full assessment).

Although Pontypool and Cwmbran see a decrease in the number of children aged 0-5 there is an increase in Blaenavon, however for children older than 5 years old the three settlement areas are broadly aligned.

## Population projections

Projected population changes in the child and young people population are produced by Torfaen County Borough Council using live birth data. Figure 3 shows the estimated population projection from 2018 to 2043 for children aged 0 – 17 years. Please note this is not per geographical area

Figure 3. Mid-2018 Population projections Welsh Government

	2018	2019	2020	2021	2022	2023	2024	2025	2026	2027	2028	2029	2030	2031	2032	2033	2034	2035	2036	2037	2038	2039	2040	2041	2042	2043
Age 0	976	987	1004	995	983	975	971	967	963	960	957	955	955	957	960	965	971	977	983	991	999	1006	1011	1016	1018	1020
Age 1	1042	995	1005	1022	1012	1001	992	989	985	980	977	975	973	973	975	979	983	989	995	1002	1010	1018	1025	1031	1035	1038
Age 2	1061	1056	1010	1017	1034	1024	1013	1005	1001	998	993	990	988	986	987	989	992	997	1003	1009	1016	1024	1032	1040	1046	1050
Age 3	1029	1072	1066	1020	1026	1042	1033	1022	1014	1010	1006	1002	999	997	996	996	998	1001	1006	1012	1018	1025	1033	1042	1050	1056
Age 4	1099	1047	1088	1082	1036	1040	1056	1047	1036	1028	1024	1021	1017	1014	1012	1010	1011	1013	1016	1021	1027	1034	1041	1049	1057	1065
Age 5	1131	1111	1059	1100	1093	1047	1051	1066	1057	1046	1038	1035	1031	1027	1024	1022	1021	1021	1023	1027	1032	1038	1044	1052	1060	1069
Age 6	1126	1138	1118	1067	1108	1100	1054	1057	1072	1063	1052	1044	1041	1037	1033	1031	1028	1027	1028	1030	1033	1038	1045	1051	1058	1066
Age 7	1162	1129	1141	1120	1070	1110	1102	1057	1058	1074	1064	1054	1046	1043	1039	1035	1033	1030	1029	1030	1032	1035	1040	1047	1053	1060
Age 8	1166	1167	1135	1146	1125	1076	1116	1107	1062	1063	1078	1069	1058	1050	1047	1044	1040	1037	1035	1034	1034	1036	1040	1045	1051	1058
Age 9	1131	1171	1172	1142	1152	1131	1083	1121	1112	1067	1067	1082	1073	1062	1055	1052	1048	1045	1042	1040	1039	1039	1041	1045	1050	1056
Age 10	1103	1131	1171	1173	1143	1152	1131	1084	1122	1113	1068	1068	1082	1073	1063	1055	1052	1049	1045	1042	1040	1039	1040	1042	1045	1051
Age 11	1081	1106	1134	1173	1175	1146	1155	1134	1088	1125	1115	1071	1070	1084	1075	1065	1057	1054	1051	1047	1045	1043	1041	1042	1044	1048
Age 12	1125	1085	1110	1138	1176	1179	1151	1159	1138	1093	1130	1119	1075	1073	1088	1079	1068	1061	1058	1055	1051	1048	1046	1045	1046	1048
Age 13	1110	1131	1092	1118	1144	1183	1186	1159	1166	1145	1100	1137	1126	1082	1079	1094	1085	1074	1067	1064	1061	1057	1055	1053	1051	1052
Age 14	951	1110	1131	1093	1119	1145	1184	1187	1161	1167	1147	1102	1138	1127	1083	1080	1094	1086	1075	1068	1065	1062	1058	1056	1054	1053
Age 15	957	952	1108	1130	1093	1119	1145	1183	1187	1162	1167	1147	1103	1138	1127	1084	1080	1094	1085	1075	1068	1065	1062	1058	1056	1054
Age 16	983	962	958	1112	1134	1099	1126	1151	1188	1193	1168	1173	1153	1109	1145	1133	1090	1085	1099	1091	1080	1073	1070	1067	1064	1061
Age 17	998	990	971	967	1119	1141	1107	1134	1159	1196	1201	1178	1182	1161	1119	1153	1141	1098	1093	1107	1098	1088	1081	1078	1075	1071
Age 0 17	19231	19340	19472	19613	19743	19712	19656	19629	19569	19482	19355	19221	19110	18997	18907	18864	18793	18738	18734	18743	18747	18768	18806	18857	18914	18977
Age 0 4	5207	5157	5173	5135	5091	5082	5066	5029	4998	4976	4959	4944	4933	4928	4930	4939	4955	4977	5004	5035	5070	5106	5143	5177	5206	5229

From Population Projections it can be considered that the total population of 0 -17 year olds will steadily increase until 2022 and then decline over a series of years before rising again in 2037. The 0-4 population is projected to steadily decline until 2031 when it will slowly increase as shown in the below figures.

Figure 4

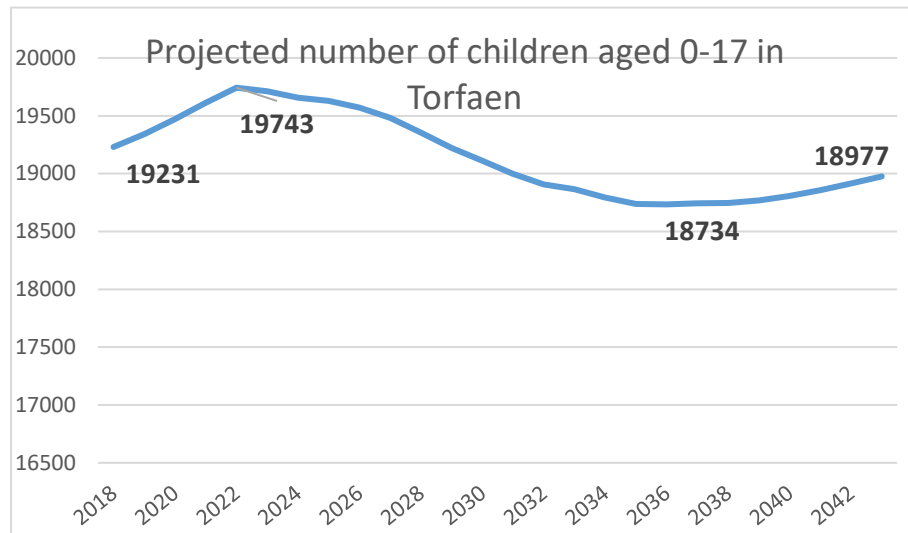
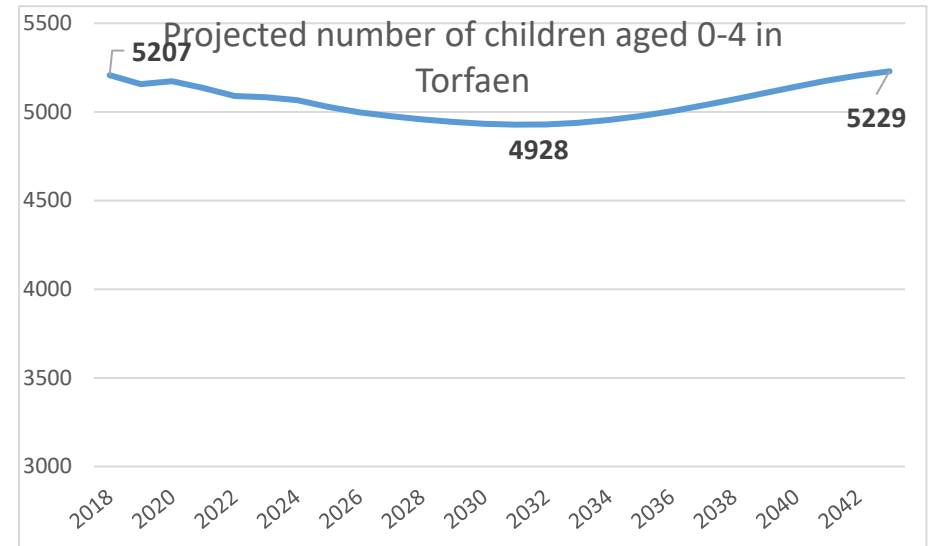


Figure 5



Live Birth Rates

Live Birth Data for 2021 was unavailable at the time of publishing therefore the following information is based on trends within live birth data submitted from PSSU from 2012 - 2020 on three year rolling averages.

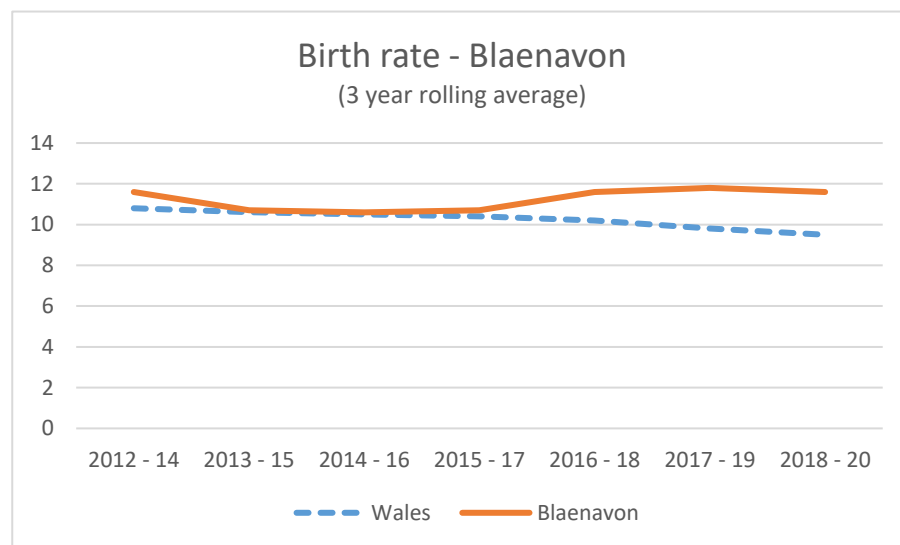
Torfaen County Borough Council birth data remains higher than the Welsh average. Figure 4 shows the live birth rate (Rate per 1000pop) during 2012-2020.

Figure 6 Birth Rates Health Maps Wales

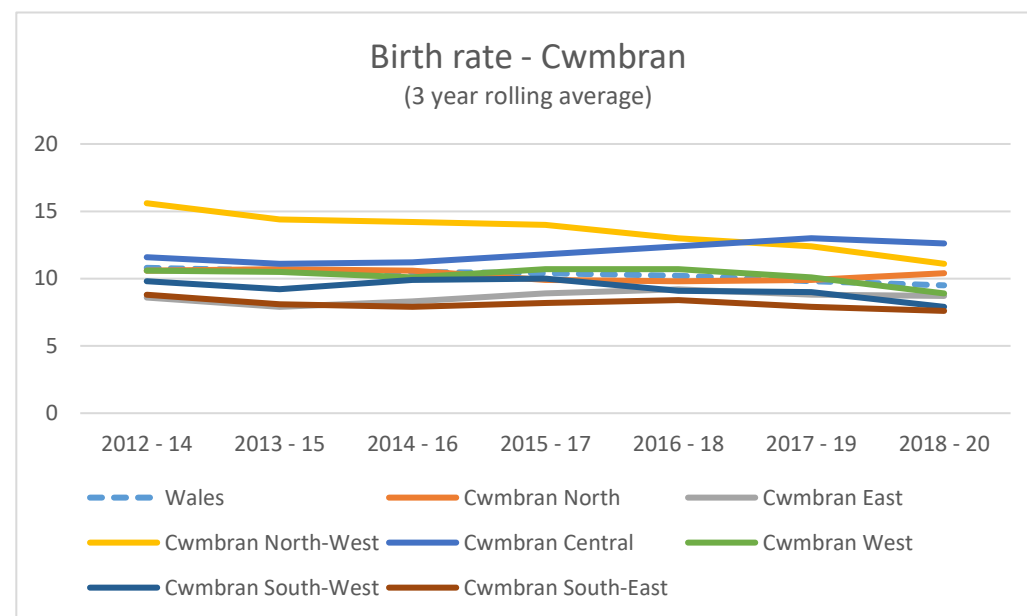
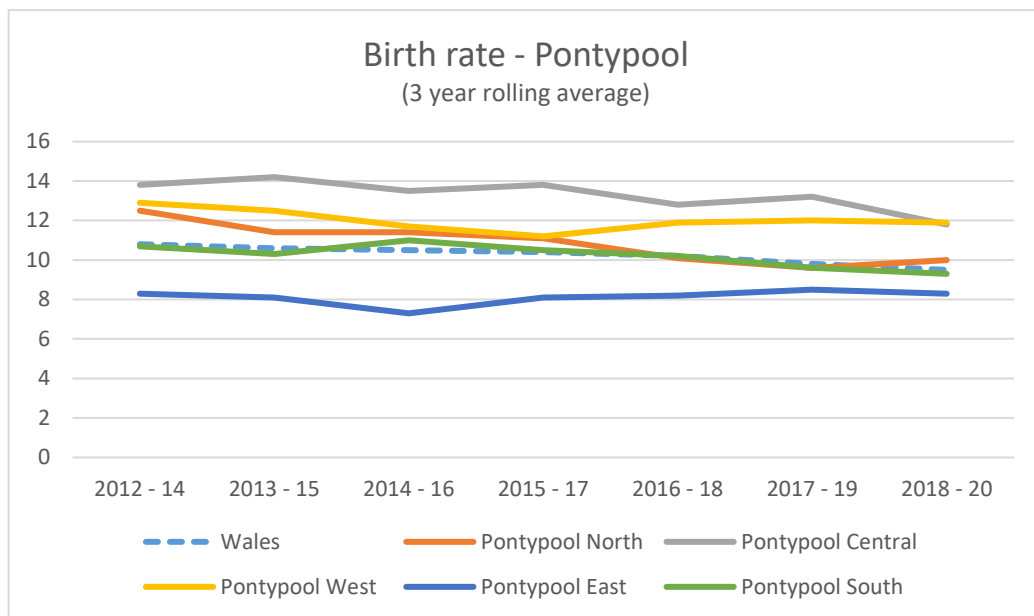
	2012 14	2013 15	2014 16	2015 17	2016 18	2017 19	2018 20
Wales	10.8	10.6	10.5	10.4	10.2	9.8	9.5
Torfaen	11.2	10.8	10.7	10.7	10.6	10.5	10.1

Figure 6 shows that the birth rate in Blaenavon has been marginally higher than the Welsh average over the last few years and has been increasing over time.

Figure 6



The graphs below show the birth rates for Pontypool and Cwmbran. Almost all areas in Pontypool are higher than the all Wales average, except Pontypool East. Birth rates for Cwmbran are much closer to the Wales average, however the North West and central area of Cwmbran have been consistently higher.



### The number of children with a disability

Data from Torfaen County Borough Councils Social Care and Housing Department reveal that there are a total of 67 children with a disability in Torfaen that have an open case. However, it must be noted, that there are likely to be significantly more children with disabilities that are not known to the council as they may be looked after by their families without council intervention or that have had their case closed.

The figure 7a shows the number of children per age group and geographical area

Figure 7a. Disabled Children, TCBC Social Care

	Age																		
	0	1	2	3	4	5	6	7	8	9	10	11	12	13	14	15	16	17	Total
Blaenavon	-	-	-	-	-	-	-	-	-	-	-	-	-	-	-	-	-	-	-
Pontypool	-	-	-	-	1	1	2	1	-	2	3	2	1	2	2	4	2	2	25
Cwmbran	-	-	-	1	0	3	1	1	3	2	6	2	7	4	5	2	4	1	42
Total	-	-	-	1	1	4	3	2	3	4	9	4	8	6	7	6	6	3	67

The data for children with a disability suggest that, of those;

- 2 children are aged 0-4 years
- 25 children are aged 5-10 years
- 25 children aged 11-14 years
- 15 children aged 15-17 years

Please note that the reporting of this data has been changed since the previous assessment so a comparison to previous years is not possible

## Pupils with Special Educational Needs

Figure 7b. Shows the number of children with Special Educational Needs and who attend schools within Torfaen. Data is based on the number of SEN pupils aged 3 and post 16 years submitted by Torfaen County Borough Council during November 2021. Please note that this includes the number of children with a SEN stage of School Action, School Action Plus and Statement of Special Educational Needs. Any school with less than five pupils with SEN or Statements has the figure reported as <5 to protect individual's identity and observe confidentiality and data protection.

Figure 7b. No. of children with Special Educational Needs - TCBC

<b>Blaenavon</b>	<b>SEN Pupils</b>	<b>Statements</b>	<b>% SEN</b>
<b>Blaenavon Heritage VC Primary School</b>	122	<5	25.5%
<b>Pontypool</b>			
<b>Pontypool</b>	<b>SEN Pupils</b>	<b>Statements</b>	<b>% SEN</b>
<b>Abersychan Comprehensive</b>	274	20	34.7%
<b>Cwmffrwdroer Primary</b>	65	<5	25.2%
<b>Garnteg Primary</b>	143	<5	31.3%
<b>George Street Primary School</b>	71	<5	16.1%
<b>Griffithstown Primary School</b>	48	<5	12.4%
<b>New Inn Primary School</b>	81	<5	13.1%
<b>Padre Pio RC Primary School</b>	32	<5	14.7%
<b>Penygarn Community Primary School</b>	89	<5	19.8%
<b>St. Albans R.C. High School</b>	171	9	24.1%
<b>West Monmouth School</b>	256	14	22.6%
<b>YSGOL BRYN ONNEN</b>	23	<5	10.8%
<b>YSGOL GYFUN GWYNLLYW</b>	168	7	22.5%
<b>Ysgol Panteg</b>	76	<5	18.0%
<b>Cwmbran</b>			
<b>Cwmbran</b>	<b>SEN Pupils</b>	<b>Statements</b>	<b>% SEN</b>
<b>Blenheim Road Community Primary School</b>	69	<5	22.8%
<b>Coed Eva Primary School</b>	54	<5	11.9%

<b>Croesyceiliog Primary School</b>	65	<5	14.8%
<b>Croesyceiliog School</b>	306	<5	24.9%
<b>Crownbridge Special School</b>	114	39	100.0%
<b>Cwmbran High School</b>	304	45	28.8%
<b>Cwmbran R.C. Jnr. &amp; Infts.</b>	31	<5	13.8%
<b>Greenmeadow Primary</b>	29	<5	14.6%
<b>Henllys Church in Wales</b>	34	<5	19.4%
<b>Llantarnam Community Primary School</b>	40	<5	11.2%
<b>Llanyrafon Primary School</b>	46	<5	11.1%
<b>Maendy Junior and Infants</b>	47	<5	18.7%
<b>Nant Celyn Primary School</b>	110	27	24.3%
<b>PONTHIR CHURCH IN WALES SCHOOL</b>	9	<5	8.7%
<b>Pontnewydd Primary &amp; Nursery</b>	70	<5	17.0%
<b>St. Davids Cwmbran R.C. School</b>	35	<5	16.8%
<b>Woodlands Community Primary School</b>	35	<5	9.6%
<b>Ysgol Gymraeg Cwmbran Primary</b>	61	<5	17.6%

Figure 7.b indicated that there are a total of 3078 pupils with Special Education Needs, an increase of 9 since the last assessment. Figure 7.c shows where these pupils are located within Torfaen.

Figure 7c

	Distribution of SEN pupils (%)	
	2021	2017
<b>Blaenavon</b>	4.0	4.2
<b>Pontypool</b>	48.6	47.3
<b>Cwmbran</b>	47.4	48.5



### The number of households with dependent children

Data submitted from PSSU suggest that within Torfaen there are a total of 12,902 families where all parents are working. Of these, 10,842 are couples where both parents are working and 2,060 are lone parents in employment. Two parent families where only one parent is working and lone parent families where that parent is not working have not been included as they are less likely to use childcare.

There are a total 766 working parents from the Blaenavon area, 5,202 from Pontypool and 6,934 from Cwmbran, with 16% of these being lone parents. The highest number of working families are identified in the Cwmbran area with a total of 5,752 parents being part of a couple and both in employment. A further 17% (1182) of these are lone parents and are amongst the highest level of lone working parents in Torfaen.

### Number of families from ethnic minority backgrounds

96.9% of the total population in Torfaen are from White English/Welsh/Scottish/Northern Irish/British ethnic backgrounds which is 4% higher than the all Wales average. Mid-year population estimates reveal a number of other ethnic minority backgrounds, of these;

- 0.3% are White Irish
- 0.2% are White Gypsy or Irish
- 0.6% are White Other
- 0.3% are Mixed/multiple ethnic group: White and Black Caribbean
- 0.1% are Mixed/multiple ethnic group: White and Black African
- 0.2% are Mixed/multiple ethnic group: White and Asian
- 0.1% are Mixed/multiple ethnic group: Other Mixed
- 0.2% are Asian/Asian British: Indian
- 0.1% are Asian/Asian British: Pakistani
- 0.1% are Asian/Asian British: Bangladeshi
- 0.2% are Asian/Asian British: Chinese
- 0.5% are Asian/Asian British: Other Asian
- 0.1% are Black/African/Caribbean/Black British: African
- 0.1% are Black/African/Caribbean/Black British: Caribbean
- 0.1% are Other ethnic group: Any other ethnic group

Figures 8,9 and 10 below show the ethnicity background of the Torfaen Population geographically between Blaenavon, Pontypool and Cwmbran. These are compared to the all Wales average.

Figure 8. TableDC2101EW: Ethnic group by sex and age, Census 2011

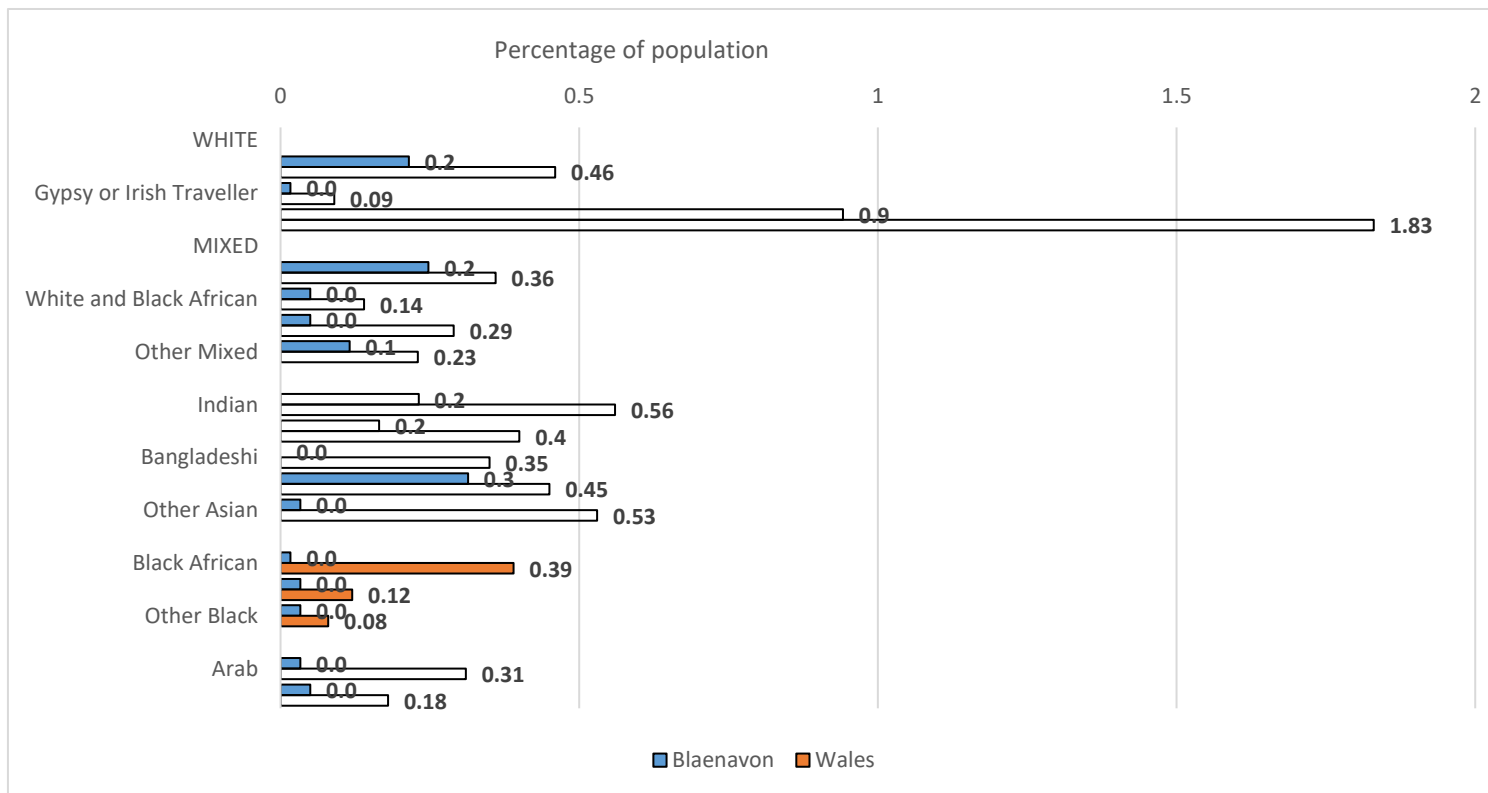


Figure 9. TableDC2101EW: Ethnic group by sex and age, Census 2011

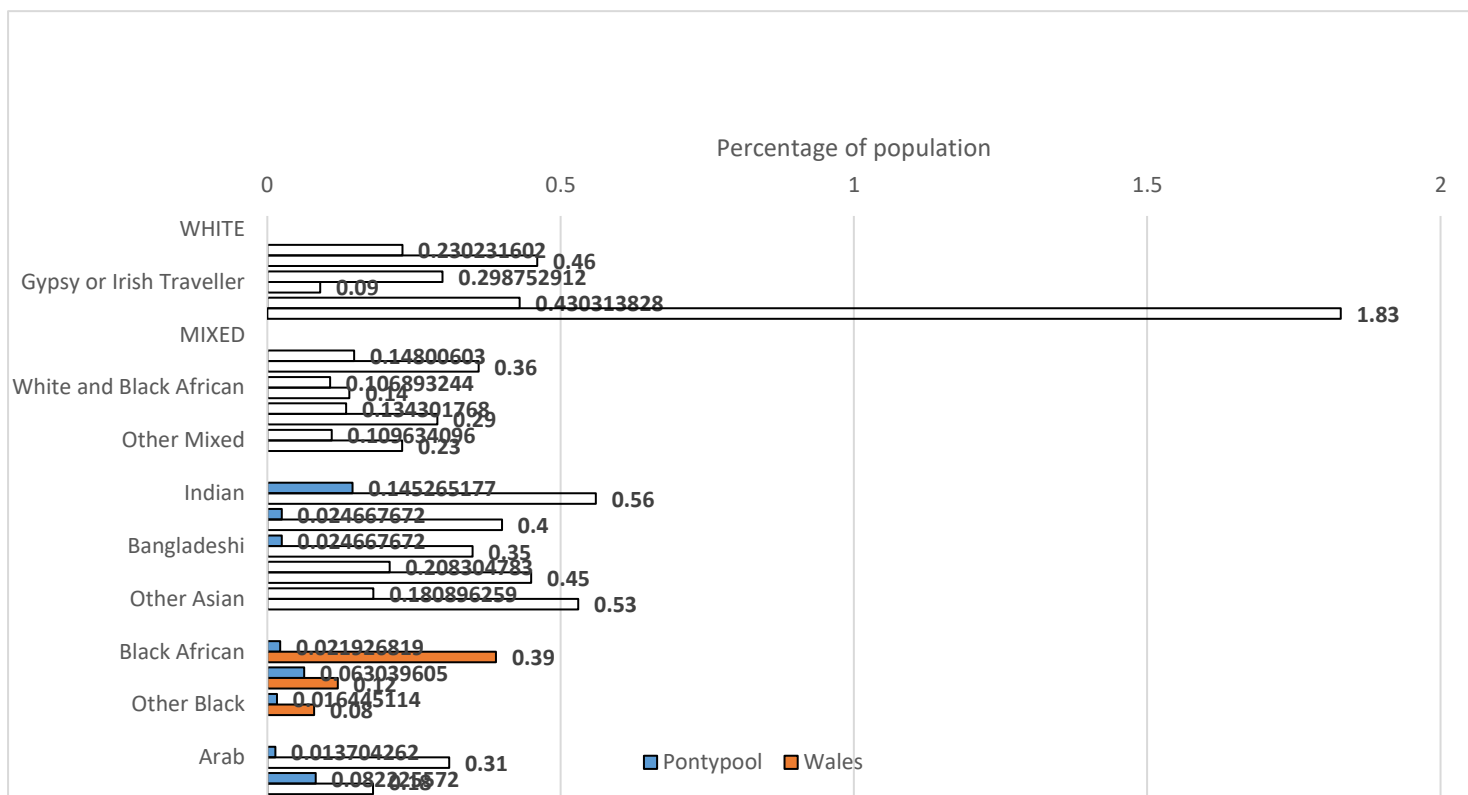
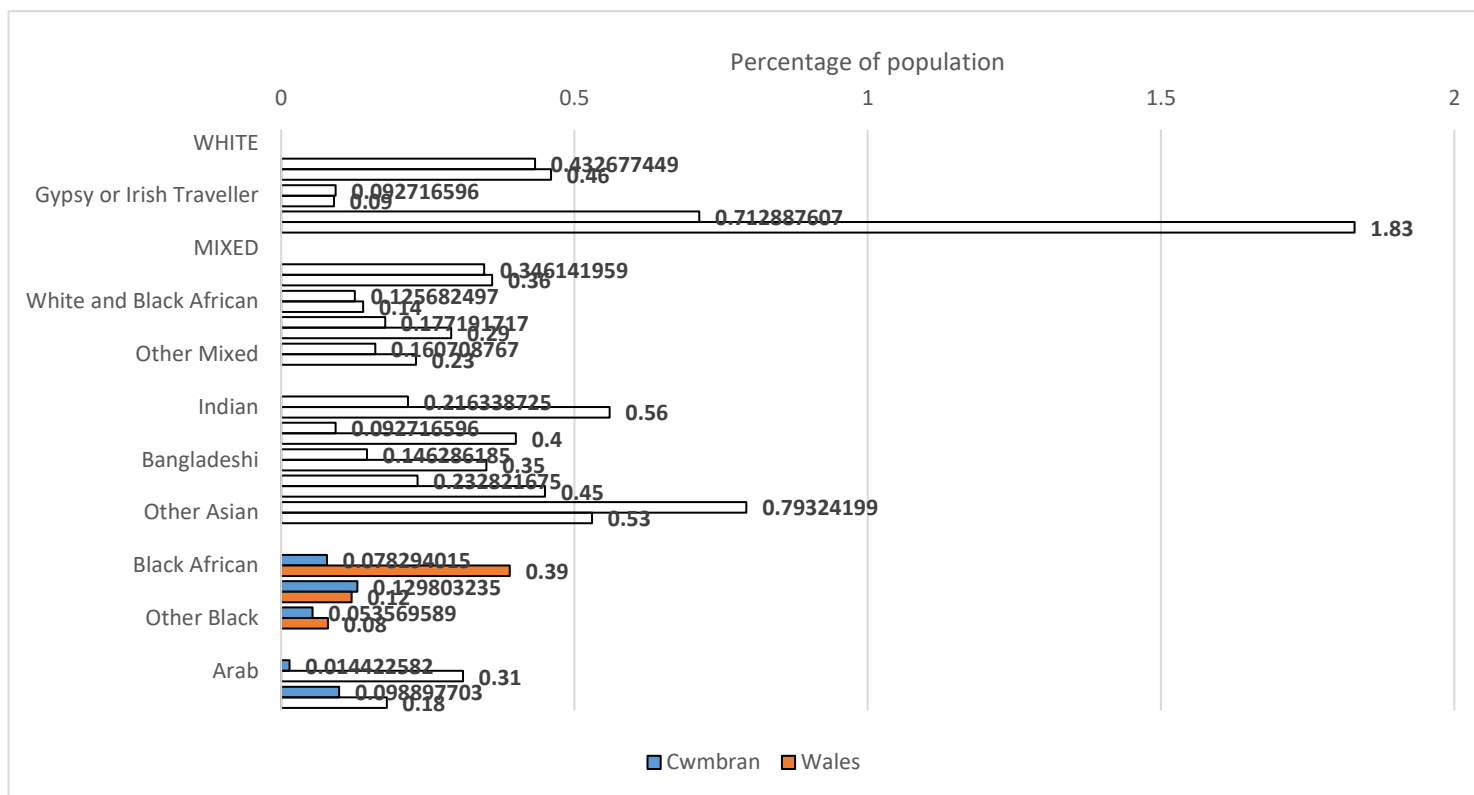


Figure 10. TableDC2101EW: Ethnic group by sex and age, Census 2011



Dependent children by ethnic group of Household Reference Person (HRP) by age

Data provided by PSSU reveal that there is a total of 19,872 children by ethnic group, of these 97% are from a white ethnic background.

Figure 11, 12 and 13 below depicts the age range of children per ethnicity and geographical distribution.

Figure 11. TableDC2101EW: Ethnic group by sex and age, Census 2011

Blaenavon	All usual residents	White: Total	White: English / Welsh / Scottish / Northern Irish / British	White: Irish	White: Gypsy or Irish Traveller	White: Other White	Non White
Age 0-4	386	377	373	0	0	4	9
Age 5-7	245	242	238	0	0	4	3
Age 8-9	129	128	125	0	0	3	1
Age 10-14	353	347	345	0	0	2	6
Age 15	85	81	81	0	0	0	4
Age 16-17	167	161	160	0	0	1	6
Total Age 0-17	1365	1336	1322	0	0	14	29

Figure 12. Table DC2101EW: Ethnic group by sex and age, Census 2011

Pontypool	All usual residents	White: Total	White: English / Welsh / Scottish / Northern Irish / British	White: Irish	White: Gypsy or Irish Traveller	White: Other White	Non White
Age 0-4	2221	2180	2153	0	16	11	41
Age 5-7	1224	1213	1197	1	10	5	11
Age 8-9	769	762	750	0	6	6	7
Age 10-14	2144	2119	2094	0	19	6	25
Age 15	469	453	446	1	4	2	16
Age 16-17	1036	1014	1010	0	2	2	22
Total Age 0-17	7863	7741	7650	2	57	32	122

Figure 13. Table DC2101EW: Ethnic group by sex and age, Census 2011

Cwmbran	All usual residents	White: Total	White: English / Welsh / Scottish / Northern Irish / British	White: Irish	White: Gypsy or Irish Traveller	White: Other White	Non White
Age 0-4	2774	2671	2648	1	8	14	103
Age 5-7	1636	1588	1579	2	1	6	48
Age 8-9	1030	999	990	1	1	7	31
Age 10-14	3123	3013	2984	5	7	17	110
Age 15	654	633	627	1	2	3	21
Age 16-17	1427	1368	1353	1	4	10	59
Total Age 0-17	10644	10272	10181	11	23	57	372

## Number of Welsh language speakers and learners

Data provided by PSSU and the Welsh Language Officer for Torfaen County Borough reveals that for the academic year of 2020/2021 there are a total of 222 Welsh Learners in Torfaen. The figure below shows the number of learners accessing different class levels or teaching methods. Please note that Torfaen County Borough employee learners are included in these figures as they attend community classes.

Figure 14 Welsh Language speakers and learners TCBC

Level / Teaching Method	16/17	21/22
Mynediad 1 (Mynediad Part 1)	36	40
Mynediad 2 (Mynediad Part 2)	8	16
Mynediad Wlpan (Mynediad Part 1 a 2)	34	5
Cymraeg o'r Crud	25	
Sylfaen 1 (Sylfaen Part 1)	16	16
Sylfaen 2 (Sylfaen Part 2)	35	8
Sylfaen Wlpan (Sylfaen Part 1 a 2)	21	9
Super Fast Track (Mynediad Part 1 a 2 & Sylfaen Part 1)	19	4
Canolradd 1 (Canolradd Part 1)	16	4
Canolradd 2 (Canolradd Part 2)	0	6
Canolradd 1/2 (Canolradd Part 1 a 2)	0	1
Canolradd Fast Track (Canolradd Part 1 a 2)	14	
Uwch Pontio	0	
Uwch 1 (Uwch i Part 1)	0	5
Uwch 2 (Uwch i Part 2)	0	6
Uwch 3 (Uwch ii Part 1)	16	6
Uwch 4 (Uwch ii Part 2)	0	8
Uwch ½ (Uwch i Part 1 a 2)	0	1
Uwch 2/3 (Uwch iii Part 1)	0	2
Uwch ¾ (Uwch iii Part 2)	0	

Hyfedredd (Enhanced)	0	6
Welsh Training	76	
Welsh Day School	90	33
Welsh Weekend	83	41
Welsh Short Course	57	3
Welsh Col Cert	21	
Non Accredited Course	0	
Informal Learning	0	
Skype	27	2
<b>Total</b>	<b>594</b>	<b>222</b>

In addition to this there are a total of 8,641 Welsh speakers aged 3+ living within Torfaen. Geographically 581 (7%) reside within Blaenavon, 3,275 in Pontypool (38%) and 4,785 in Cwmbran. It is apparent that over half the population of Welsh speakers live within the Cwmbran area (55%).

In the Annual Population Survey it is reported that 16.1% of those in aged 3+ in Torfaen can speak Welsh. Again, of those aged 3+ in Torfaen 5.4% speak Welsh daily, 4.8% speak it weekly and 5.9% speak it 'less often'.

### Housing Developments in Torfaen

Figure 15 shows the housing sites with planning permission/LDP/RLDP in Torfaen and their housing allocations, over the next 5 years there will be 392 homes completed on average per year. As these sites are not completed some currently cross LSOA boundaries and we are unable to provide a more detailed breakdown due to this.

Figure 15

Table 3.3: The timing and phasing of housing sites with planning permission / LDP/RLDP housing allocations in Torfaen (2021-2026) @ 1st April 2021					
Site	21-22	22-23	23-24	24-25	25-26
Permitted Large Sites (based upon DPMv3 Table 20)					



South Sebastopol - Wrens Nest / Uplands / Maesgwyn (TW)	60	105	100	92	90
South Sebastopol - Village Core (TW - flats)	8	0	0	0	0
South Sebastopol - Village Core (Barratts)	40	40	49	0	0
Llantarnam Comp (Barratts)	19	0	0	0	0
Police College (Taylor Wimpey)	31	0	0	0	0
Llantarnam Neighbourhood Centre (Bron Afon)	22	0	0	0	0
Malthouse Lane, Llantarnam (Enzo Homes)	15	80	69	0	0
County Hall (Pobl)	0	0	23	60	60
Caldicot Way, Cwmbran (Bron Afon)	28	0	0	0	0
Foundry Cottages, Griffithstown (Pobl)	1	30	0	0	0
Ruby's Bar & Grill, Thornhill (Bron Afon)	19	0	0	0	0
Llantarnam Road, Llantarnam (Melin)	29	0	0	0	0
Manor Way, Abersychan	0	10	0	0	0
Lower Shepherds Hill G&T Site, Pontypool (21)	0	10	0	0	0
Rifle Club Victoria St / Ventnor Rd, Cwmbran (Bron Afon)	0	13	0	0	0
Penywain Lane, Pontypool	0	0	33	0	0
Former Pontypool Hospital (34)	0	?	?	?	?
LDP Allocated Large Sites (based upon DPMv3 Table 19)					
SAA2 - Canalside Cwmbran (150)	0	0	0	0	0
SAA4 - Mamhilad (JEUK) (850) (approved subject to S106)	0	0	85	85	85
SAA4 - Mamhilad (PPE) (425)	0	0	0	?	?
SAA7 - Llanfrechfa Grange, Cwmbran (300)	0	0	0	0	0
H1/1 - Police HQ (77)	0	?	?	?	?
H1/2 - Police College Phase 3 (Barratts) (100)	0	0	35	35	30

H1/4 - Ty'r-ywen Farm, Fairwater (25)	0	?	?	?	?
H2/2 - Animal Pound & Adj. Land, Wainfelin (70)	0	?	?	?	?
H2/3 - Pontypool College (100-140)	0	0	40	40	40
H2/4 - Coal Yard, Station Road, Panteg (15)	0	?	?	?	?
H3/1 - Garn-yr-Erw Terrace, Blaenavon (26)	0	0	0	0	0
H3/2 - Blaenavon Health Centre (17)	0	?	?	?	?
H3/3 - St Peters School, Blaenavon (18)	0	?	?	?	?
H3/5 - Giles Road, Blaenavon (20)	0	?	?	?	?
H3/6 - Old Co-op, High Street, Abersychan (24)	0	0	0	0	0
H7/1 - Rose Cottage G&T site, Pontypool (10)	0	10	0	0	0
RLDP Allocated Large Sites (based upon DPMv3 Table 19)					
Craig y Felin SAA, Cwmbran (300)	0	0	0	0	30
Llanfrechfa SAA, Cwmbran (1,200)	0	0	0	0	30
Large Site Total (A)	<b>272</b>	<b>298</b>	<b>434</b>	<b>312</b>	<b>365</b>
Large Windfall Sites Allowance from RLDP (B)	0	0	50	50	50
Small Windfall Sites Allowance from RLDP (C)	26	26	26	26	26
	<b>21 22</b>	<b>22 23</b>	<b>23 24</b>	<b>24 25</b>	<b>25 26</b>
TOTAL A+B+C	<b>298</b>	<b>324</b>	<b>510</b>	<b>388</b>	<b>441</b>
5 year average completions			<b>392</b>		

## 21<sup>st</sup> Century School Plans

Details of Torfaen County Borough Councils Plans for 21<sup>st</sup> Century Schools can be referred to <https://www.torfaen.gov.uk/en/EducationLearning/21st-Century-Learning/21st-Century-Learning.aspx>

It states;

*“The 21st Century Schools programme is a One Wales commitment and a unique collaboration between the Welsh Government, the Welsh Local Government Association and councils. It is a major, long-term and strategic capital investment programme with the aim of creating a generation of 21st Century Schools in Wales. The programme will create schools of the right type and size in the right place.*

*There has already been significant investment in Torfaen (see Recent Projects). Torfaen is still left with the problems of surplus school places and ageing buildings. In 2011 Welsh Government asked councils across Wales to develop proposals to address these problems. Torfaen’s response is a £280million investment programme that will:*

- *reduce the number of primary schools*
- *achieve maximum use of resources*
- *create flexible buildings and adaptable spaces to meet changing curriculum needs*
- *reduce surplus places at primary and secondary level*
- *release sites for reinvestment and reuse*
- *provide annual savings for re-investment and deal with a significant maintenance backlog*
- *reduce the number of smaller schools*
- *secure the future of the expanding Welsh language provision”*

A number of projects are currently underway as part of the 21<sup>st</sup> Century Schools, these include developments proposed for 2022-2027 at;

- Maendy Primary School – 420 places + nursery +ALN Assessment Centre + Flying Start + childcare. (Pontnewydd 3 LSOA)
- Crownbridge School – 50 place extension (Croesyceiliog South LSOA)
- Ysgol Bryn Onnen – refurbishment with capacity/provision to remain the same (Abersychan’ 1 LSOA)
- Ysgol Gymraeg Cwmbran - refurbishment with capacity/provision to remain the same (St.Dials 1 LSOA)

Developments at Ysgol Gyfun Gwynllyw are to extend the age range from 11 – 19 to 3 – 19 (New primary provision (210 places with option to extend to 315+ nursery + childcare) is planned for September 2022.and is funded as part of the Welsh Government target of 1M Welsh speakers by 2050 (Trevethin 2).

As part of the Childcare Offer Capital Grant Funding, there are a number of childcare developments currently being developed at;

#### **Ysgol Panteg (LSOA Panteg 4)**

Ysgol Panteg school site was identified, by the Child Sufficiency Assessment, as an issue regarding the lack of Welsh Medium provision within this community and therefore to provide Welsh medium childcare. Following procurement support, a tender bid was raised on Sell2Wales for existing or new providers to apply, with the successful provider entering into a Contract Agreement with the Local Authority, ensuring the LA’s requirements of a seamless transition between the Foundation Phase and the Childcare Offer. The provision will be able to provide 20 registered places. Close collaboration between the childcare provider, the school and the LA will be paramount for the success of the provision. The build is completed, and the provision is currently operating an unregistered after school provision until CIW registration has been approved for Full Day Care.

#### **Llantarnam Community Primary (LSOA Llantarnam 2)**

Following evidence that Llantarnam school site were giving notice to the childcare on their site to vacate an empty classroom, and that a Catholic new build was not going to proceed, Welsh Government were approached to consider transferring the capital funding to build a new childcare provision on Llantarnam school site. The build is complete, and the childcare provider began operating in Autumn 21 for a 24 registered places.

## **Ysgol Gyfun Gwynllw (LSOA Trevethin 2)**

To compliment the expansion of Primary provision at the school, a childcare development was created to give parents more choice and to encompass Welsh medium childcare for children aged from 0 – 12. This will also contribute to the long-term sustainability of supporting the running costs of the building. This new build is under construction and is expected to be completed by Easter 2022. This will be registered for 20 childcare places.

### **3. Impact of Covid-19**

Torfaen County Borough Council would like to acknowledge the huge part childcare plays not only in allowing parents to work, supporting children in their formative years as well as contributing to the local economy.

We especially recognise the true commitment and resilience the sector has showed during the pandemic. The last two years has not been easy for the childcare sector to remain open and continue to provide the high-quality childcare we all expect of them. For some, there was the fear of remaining open whilst facing severe financial hardship and maintaining and delivering Covid safe provision. In order for the sector to remain open, many had to weave their way through the ever-changing Covid rules and valued the support, advice and guidance provided by Welsh Government and the LA. To this end we would like to thank the sector for the hard work and courage they have shown.

The Coronavirus-Childcare Assistance Scheme (C-CAS) operated during April to August 2020 which allowed childcare settings to remain open and provide services to children of key workers as identified by Welsh Government guidance. Details of C-CAS and sustainability funding is discussed during section 15.

#### Closures – Covid 19

Impact of Covid was reported by registered settings who completed the SASS during June 2021. A further 9 number of closures were reported to the Family Information Service during July 2021 – January 2022 however this number is anticipated to be much higher.

Numbers detailed in ( ) are the number of times the childcare provider closed

Figure 16 Number of Temporary closures, by provider type and LSOA

Torfaen Council LSOA	Childminder	Full Day Care	Sessional	Out of School Care	Totals
Abersychan 1					
Abersychan 2			1 (3)		1
Abersychan 3	1 (1)				1
Abersychan 4					
Abersychan 5		1 (1)	1 (1)		2
Blaenavon 1					
Blaenavon 2		1 (2)			1
Blaenavon 3					
Blaenavon 4					
Brynwern		1(1)			1
Coed Eva				1 (2)	1
Croesyceiliog North 1	1 (1)	1(1)			2
Croesyceiliog North 2					
Croesyceiliog South	1(2)	2 (3 closures over 2 settings)			3
Cwmyniscoy					
Fairwater (Torfaen) 1		1 (1)			1
Fairwater (Torfaen) 2					
Fairwater (Torfaen) 3			1 (1)		1
Fairwater (Torfaen) 4					
Greenmeadow 1	1 (1)				1
Greenmeadow 2					
Greenmeadow 3					
Llantarnam 1					
Llantarnam 2		1 (1)			1
Llantarnam 3		1(1)			1
Llanyrafon North		1(1)		1 (2)	2

Llanyrafon South 1					
Llanyrafon South 2					
New Inn 1	1(2)				1
New Inn 2	2 (both closed 2 times)	1(1)		1 (3)	4
New Inn 3					
New Inn 4		1 (1)			1
Panteg 1		1 (2)			1
Panteg 2		1(2)			1
Panteg 3	1 (2)				1
Panteg 4	1 (1)	1 (2)			2
Panteg 5					
Pontnewydd 1					
Pontnewydd 2	1 (1)	1(1)			2
Pontnewydd 3		2 (1 closed 2 times, other setting 3)			2
Pontnewydd 4					
Pontnewynydd					
Pontypool		4 (3 settings closed 1 time, 1 setting 4 times)			4
Snatchwood					
St. Cadocs and Penygarn		1 (1)			1
St. Dials 1			1 (2)	1 (2)	2
St. Dials 2		1 (1)			1
St. Dials 3					
Trevethin 1					
Trevethin 2			1(2)		1
Two Locks 1	1 (1)				1
Two Locks 2	2 (both closed 1 time)				2
Two Locks 3					
Two Locks 4		1(1)			1
Upper Cwmbran 1					
Upper Cwmbran 2					



Upper Cwmbran 3		2(1 setting closed 1 time, 1 setting closed 2 times)			2
Upper Cwmbran 4					
Wainfelin 1	1 (1)				1
Wainfelin 2					
Totals	14 (19 closures)	27 (39 closures)	5 (9 closures)	4(9 closures )	50

Registered childcare providers who completed the SASS identified closures due to Covid-19.

Figure 16 shows that 50 registered childcare providers reported closures during the pandemic and up to the SASS submission in June 2021. Figure 16 shows;

- 27 out of 33 Full day Care settings reported closures (the maximum number of closures for one setting was identified as 3)
- 14 out of 28 childminders reported closures
- 2 registered childminders have not reopened since the pandemic (1 setting in Abersychan 3 has closed for 477 days and another in Panteg 3 has closed for 305 days)
- 5 out of 6 sessional childcare providers reported closures
- 4 out of 5 out of school clubs reported closures

Figure 17 shows the total calendar days temporarily closed (Up to SASS Submission Date) per childcare provider

Figure 17

	Total calendar days closed across all providers	Longest closure	Shortest closure	Average closure period
<b>Childminders</b>	2654	477*	14	190 (164 median taking out 2 CM who haven't opened)
<b>Full daycare</b>	1635	254	10	61
<b>Sessional</b>	751	260	37	150
<b>Out of school</b>	1047	297	228	262
<b>Totals</b>	6087	1288	289	663

\*This setting has not reopened

Figure 17 shows that a total of 6087 calendar days have been reported as closed across all registered childcare providers who responded to the SASS.

On averaged the highest total of days closed was within out of school care, which could be caused due to government restrictions and the closure of schools.

All settings who reported closures were open at the SASS deadline except 2 registered childminders (Abersychan 3 and Panteg 3 LSOA areas) who remained closed.

Data from the SASS reveals that 29 childcare settings reported confirmed covid cases at their settings, these included;

- 2 out of 28 registered childminders reported confirmed covid cases at their provision
- 24 out of 33 Day Care settings reported confirmed covid cases at their provision
- 1 out of 3 Out of School Care settings reported confirmed covid cases at their provision
- 2 out of 6 Sessional Care settings reported confirmed covid cases at their provision

18 out of 29 settings who reported confirmed covid cases were in relation to children.

Figure 18 shows the number of childcare settings who reported confirmed covid cases, per childcare type and LSOA areas for children only

Figure 18

Torfaen Council LSOA	Childminder	Full Day Care	Sessional	Out of School Care
Abersychan 2			1	
Blaenavon 2		1		
Blaenavon 3		1		
Croesyceiliog South		2		
Fairwater (Torfaen) 2		1		
Llantarnam 1		1		
Llanyrafon North		1		
New Inn 2				1
New Inn 4		1		
Panteg 2		1		
Panteg 3	1			
Pontnewydd 3		1		
Pontypool		2		
St. Dials 2	1	1		
Upper Cwmbran 3		1		
Totals	2	14	1	1

## **Covid19 – Impact on settings**

Figure 19 shows responses from childcare providers in relation to the impact Covid-19 has had on staff ratios at the setting.

Figure 19

Childcare type	More Staff	Less Staff	No change
Childminder	-	1	27
Full Day Care	1	3	29
Sessional Care	2	1	3
Out of School Care	1	2	2
Totals	4	7	61

The majority all childcare providers who responded to this section reported that there has been no change to staffing ratios due to Covid-19.

Only 1 Sessional childcare provider who identified that they had less staff due to Covid-19 further reported that they did not have access to sufficient staff to meet staffing ratios.

Due to the nature of the data in the SASS settings who experience less staff due to Covid, we are unable to break this down into LSOA therefore the data remains at a Torfaen level.

## Access to PPE

Figure 20 Did you have access to sufficient PPE throughout the pandemic?

Access to PPE	Yes	
	Number	%
Childminders	26	93
Full Day Care	33	100
Sessional Day Care	6	100
Out of School Care	5	100

2 registered childminders reported that they did not have sufficient PPE throughout the pandemic, however only 1 of those now reports they have access to sufficient PPE.

The Childcare Team in Torfaen provided PPE resources for all childcare providers throughout 2020 and 2021, sustainability grants also permitted childcare providers to claim back costs for PPE.

## Lateral Flow Testing

Childcare providers who completed the SASS were asked if the setting had taken up the offer of COVID-19 Lateral Flow Tests (LFTs). We are assuming that if a setting has taken up the offer of Covid-19 LFTs that all staff are testing, however this is not clear from the wording in the SASS data.

Figure 21 shows take up of offer of Lateral Flow Tests per childcare type.

Figure 21 Take up of offer of Lateral Flow Tests – provider type

Access to LFT	All staff		Some staff		No	
	Number	%	Number	%	Number	%
<b>Childminders</b>	20	72	-	-	8	29
<b>Full Day Care</b>	33	100	6	18	1	3
<b>Sessional Day Care</b>	5	83	1	17	-	-
<b>Out of School Care</b>	4	80	-	-	1	-

- Data from the SASS reveals that lateral flow tests were taken by ‘all staff’ at 33 full day care settings, despite a further 6 settings reporting some staff took lateral and 1 setting reporting no staff took lateral flow tests
- 5 out of 6 sessional day care settings (83 %) reported all staff took lateral flow tests,
- 20 childminders (72%) reported ‘all staff’ taking the tests, with 8 reporting ‘no staff’,
- 7 childcare providers who took up the offer of Covid-19 LFTs reported that staff at the service has self-isolated as a result of the tests.

Please note, lateral flow tests were delivered free by Torfaen County Borough Councils Childcare Team to all unregistered childcare settings. Collections and deliveries arranged for childminders were completed upon request

### Impact on training

Figure 22 shows the number of childcare settings who have reported that Covid-19 has impacted on the setting accessing training

Figure 22: reported impact on training, by provider type, number, %

Impact on training	Less training		More training		No change	
	Number	%	Number	%	Number	%
<b>Childminders</b>	12	43	-	-	16	57
<b>Full Day Care</b>	14	41	9	27	10	30
<b>Sessional Day Care</b>	-	-	5	83	1	17
<b>Out of School Care</b>	1	20	1	20	3	60
<b>Totals</b>	27	-	15	-	30	-

The greatest reduction in training was identified by Full Day Care settings, however nearly half of day care settings reported no change to the access of training and the greatest increase of training was also reported by Full Day Care Settings. Therefore, it can be assumed that other contributing factors among these settings affected the ability to access training during the pandemic.

There was least change shown by childminders, with 57% (16) reporting no change to the amount of training they accessed.

### Reasons for accessing less training

Childcare providers who completed the SASS reported reasons for accessing less training. Figure 23 shows reasons identified per childcare type.

Figure 23 Reasons for accessing less training

	IT access	Funding	No staff to cover	Practical element or training qualification unable to take place due to Covid 19	Service closed Covid 19	Staff on furlough	Unable to find provider	Unsuitable time or date	Other reason
<b>Childminders</b>	3	1	-	3	2	-	5	4	1
<b>Full Day Care</b>	7	3	8	9	2	5	8	9	-
<b>Sessional Day Care</b>	-	-	-	-	-	-	-	-	-
<b>Out of School Care</b>	1	-	-	-	-	1	-	-	-
<b>Totals</b>	11	4	8	12	4	6	13	13	1

- As with access to training during the Covid-19 pandemic, the reason “unable to find provider/suitable training not on offer/unsuitable time or date” was the most common mentioned. Training opportunities were available and delivered through Torfaen Early Years Workforce Development and a comprehensive summary of training attended can be found in section 17
- Please note that this information was recorded during June 2021 and many services may have accessed training since.

Figure 24 shows the number and percentage of providers reporting “able to access specific Infection Prevention Control (IPC) training in the SASS data.



Figure 24

	Yes		No	
	Number	%	Number	%
<b>Childminders</b>	12	43	16	57
<b>Full Day Care</b>	25	76	8	24
<b>Sessional Day Care</b>	4	67	2	33
<b>Out of School Care</b>	3	60	2	40
<b>Total</b>	44	-	28	-

- 59% of all childcare providers who completed the SASS were able to access IPC training.
- Please note that this information was recorded during June 2021 and many services may have accessed training since.

Operating at full capacity – Covid 19 Impact

During the pandemic it must be acknowledged how Covid-19 has impacted on the way settings continue to operate. Figure 25 shows the number of childcare providers who reported that Covid-19 has affected their capacity to deliver their service.

Figure 25 Settings operating at full capacity, by provider type

	Yes		No	
	Number	%	Number	%
<b>Childminders</b>	12	43	16	57
<b>Full Day Care</b>	20	61	13	39
<b>Sessional Day Care</b>	4	67	2	33
<b>Out of School Care</b>	1	20	4	80
<b>Total</b>	37	-	35	-

The highest level of childcare providers who are operating at full capacity were reported by full day care settings

Please note that the above data does not reflect the providers opportunity to disclose whether they are not operating fully due to the following reasons:

- Reduced number in places, hours, or provision offered
- Whether it affects all services offered by a provider
- The cause of the reduction in capacity – reduced demand; lack of access to staff; space or safety requirements; etc.
- Whether it is the childcare providers decision to not open due to it being commercially unviable

The future provision of services was also identified if childcare provisions were financially sustainable to continue to continue to run their childcare provision. Figure 26 shows the period of time that childcare providers reported they could continue to be sustainable.

Please note that 20 childcare providers (14 childminders, 4 full day care and 2 sessional care providers) reported that they do not know how long they could be sustainable for.

Figure 26

	Six Months		For Another year or longer	
	Number	%	Number	%
<b>Childminders</b>	1	4	13	46
<b>Full Day Care</b>	2	6	27	82
<b>Sessional Day Care</b>	1	17	3	50
<b>Out of School Care</b>	2	40	3	60
<b>Total</b>	6	-	46	-

Whilst the number of settings reporting they might not be sustainable is relatively low, there are a number of settings reporting that they are unsure. Please note that since the submission of the SASS data further sustainability funding had been granted by Welsh Government, which is detailed in section 15. It would be advisable for Torfaen County Borough to further investigate childcare providers sustainability later in 2022/early 2023.

## 6. Overview – Childcare Types, Services and Places

### Number of Childcare Providers & Type of Services (Registered and Unregistered/ Approved)

Please note that the overview of childcare is based on the Self-Assessment of Service Statement (SASS) data of registered childcare issued by Care Inspectorate Wales (CIW) and agreed with Welsh Government for the analysis of the Childcare Sufficiency Assessment.

Torfaen County Borough Council received less than a 90% response rate for registered childcare providers and partial data was received from unregistered/approved childcare providers. Therefore, the overview of childcare is not a true analysis of the current status of childcare within Torfaen and should be approached with caution when making generalisations.

Unregistered childcare providers were contacted by the Family Information Service to provide data but not all responded. Therefore, we can only report on those settings that responded or which we hold data for in the Family Information Service Database. Analysis of Open Access Play was based on data supported by Torfaen Play. Please note the unregistered data does not contain all fields required from the SASS data.

The following analysis has been reported by Family Information Service with the assistance of the PSSU

Figure 27 shows the summary of all registered childcare provision identified within the SASS Data

<b>Number of Registered Settings</b>	72	Term time only	28
		Term time and holiday	44
		Holiday Only	0
		Christmas	21
		February half term	41
		Easter	39
		May	37

		Summer	42
		October	40
		Overnight	1
		Weekend	0
<b>Number of Registered Places</b>	1963 (27 average child per childcare setting)		
<b>Number of children on books by age</b>	2520 (average 35 children per childcare setting)		
<b>Number of children by attendance</b>		Full time	506
		Part time	1872
		Ad hoc	142
<b>Main Language of setting</b>			
English		64	
Welsh		6	
Both		2	
<b>Other language</b>			
English		3	
Welsh		24	
German		1	
Welsh		Provide active offer	9
		Working towards active offer	19
<b>Number Providing Childcare Offer (Number Funded via Childcare Offer)</b>	63 46		
<b>Number Offering Tax Free Childcare or Vouchers</b>	49		

According to the SASS data there are;

- 33 registered Full Day Care settings
- 28 registered childminders

- 6 Sessional Care settings
- 5 Out of School Care settings

Data from the SASS shows that registered settings who responded to the SASS provide a range of services.

Figure 28

Service	All registered settings
After school	42
Before School	35
Early Education Placement	40
Evenings after 6pm	4
Full daycare/Full day nursery	43
Half Day Care AM / Half Day Nursery AM	37
Half Day Care PM / Half Day Nursery PM	36
Weekends	
Afternoons	4
Creche	-
Lunch	14
Mornings	6
Overnight	-
Playscheme sessions	1
Playgroup or Cylch Meithrin AM	12

Playgroup or Cylch Meithrin PM	10
--------------------------------	----

\*only 15 full day care settings are approved to receive Local Authority Funding for Early education placements, however misinterpretation of the question on the SASS data could indicate that 23 full day are delivering services based on early education (foundation phase). Thus, whilst not receiving funding they could be delivering services that mimic that of foundation phase.

\*\*no overnight identified but later in opening hours

Figure 29 shows the number of all registered settings per LSOA

Torfaen Council LSOA	Childminder	Full Day Care	Sessional Care	Out of School	No of providers
Abersychan 1					0
Abersychan 2	1		1		2
Abersychan 3	1				1
Abersychan 4					0
Abersychan 5		1	1		2
Blaenavon 1					0
Blaenavon 2		1			1
Blaenavon 3		1			1
Blaenavon 4					0
Brynwern	2	1			3
Coed Eva		1		1	2
Croesyceiliog North 1	1	1			2
Croesyceiliog North 2					0
Croesyceiliog South	1	2			3
Cwmyniscoy					0
Fairwater (Torfaen) 1		1			1
Fairwater (Torfaen) 2		1			1
Fairwater (Torfaen) 3	1		1		2
Fairwater (Torfaen) 4					0

Greenmeadow 1					0
Greenmeadow 2	1				1
Greenmeadow 3					0
Llantarnam 1		1			1
Llantarnam 2	1	1		1	3
Llantarnam 3	1	1			2
Llanyrafon North		1		1	2
Llanyrafon South 1					0
Llanyrafon South 2	1	1			2
New Inn 1	1				1
New Inn 2	2	1		1	4
New Inn 3					0
New Inn 4	1	2			3
Panteg 1		1			1
Panteg 2		1			1
Panteg 3	1				1
Panteg 4	1	1			2
Panteg 5	1				1
Pontnewydd 1	1				1
Pontnewydd 2	1	1			2
Pontnewydd 3		2			2
Pontnewydd 4					0
Pontnewynydd					0
Pontypool		4			4
Snatchwood					0
St. Cadocs and Penygarn		1			1
St. Dials 1			1	1	2
St. Dials 2	1	1			2
St. Dials 3					0
Trevethin 1					0
Trevethin 2			1		1
Two Locks 1	1				1



Two Locks 2	3				3
Two Locks 3					0
Two Locks 4		1			1
Upper Cwmbran 1	1		1		2
Upper Cwmbran 2					0
Upper Cwmbran 3	1	2			3
Upper Cwmbran 4					0
Wainfelin 1	1				1
Wainfelin 2					0
Totals	28	33	6	5	72

Figure 30 shows the total number of places available and the number of children ages 0 -15 per LSOA area

LSOA	Child Minder	Full Day Care	Sessional Day Care	Out of School Care	Totals	No of children aged 0 15 years	No of children per childcare place
Abersychan 1					0	292	0
Abersychan 2	10		20		30	420	14
Abersychan 3	6				6	280	47
Abersychan 4					0	304	0
Abersychan 5		19	20		39	271	7
Blaenavon 1					0	304	0
Blaenavon 2		30			30	401	13
Blaenavon 3		65			65	307	5
Blaenavon 4					0	267	0
Brynwern	20	19			39	380	10
Coed Eva		24		32	56	442	8
Croesyceiliog North 1	6	60			66	290	4

Croesyceiliog North 2					0	265	0
Croesyceiliog South	6	58			64	253	4
Cwmyniscoy					0	253	0
Fairwater (Torfaen) 1		50			50	314	6
Fairwater (Torfaen) 2		36			36	256	7
Fairwater (Torfaen) 3	10		16		26	213	8
Fairwater (Torfaen) 4					0	187	0
Greenmeadow 1					0	314	0
Greenmeadow 2	3				3	204	68
Greenmeadow 3					0	358	0
Llantarnam 1		42			42	482	11
Llantarnam 2	10	84		24	118	450	4
Llantarnam 3	10	42			52	254	5
Llanyrafon North		26		64	90	379	4
Llanyrafon South 1					0	169	0
Llanyrafon South 2	10	95			105	177	2
New Inn 1	10				10	287	29
New Inn 2	15	19		46	80	273	3
New Inn 3					0	115	0
New Inn 4	10	116			126	232	2
Panteg 1		19			19	151	8
Panteg 2		75			75	223	3
Panteg 3	10				10	258	26
Panteg 4	6	41			47	518	11
Panteg 5	10				10	203	20
Pontnewydd 1	6				6	276	46
Pontnewydd 2	4	19			23	447	19
Pontnewydd 3		116			116	252	2

Pontnewydd 4					0	239	0
Pontnewynydd					0	262	0
Pontypool		152			152	310	2
Snatchwood					0	376	0
St. Cadocs and Penygarn		24			24	380	16
St. Dials 1			13	43	56	334	6
St. Dials 2	10	72			82	183	2
St. Dials 3					0	355	0
Trevethin 1					0	568	0
Trevethin 2			20		20	334	17
Two Locks 1	6				6	388	65
Two Locks 2	20				20	225	11
Two Locks 3					0	268	0
Two Locks 4		74			74	156	2
Upper Cwmbrian 1	10		16		26	288	11
Upper Cwmbrian 2					0	155	0
Upper Cwmbrian 3	10	44			54	286	5
Upper Cwmbrian 4					0	298	0
Wainfelin 1	10				10	211	21
Wainfelin 2					0	201	0
Totals	228	1421	105	209	1963	17538	9

Figure 30 shows that on average for every childcare place in Torfaen there are 9 children competing for that place. However please note that the data includes all children from 0 – 15 years and some provisions will only account for certain age groups. Therefore, the above data can only be presented as an indication. Further analysis would be required to identify childcare provision per age group to ascertain a more accurate average of places available per population.

Figure 30 shows that the highest number of children per registered childcare place are in the following LSOA areas;

- Greenmeadow 2 (68 children per registered childcare place)
- Two Locks 2 (65 children per registered childcare place)
- Abersychan 3 (47 children per registered childcare place)
- Pontnewydd 1 (46 children per registered childcare place)

The lowest number of children per registered childcare place are located in the following LSOA areas;

- Two Locks 2, St. Dials 2, Pontypool, Pontnewydd 3, Llanyrafon South 2, New Inn 4 (2 children per registered childcare place)
- Panteg 2, New Inn 2 (3 children per registered childcare place)
- Croesyceiliog North 1, Croesyceiliog South, Llantarnam 2, Llanyrafon North (4 children per registered childcare place)
- Upper Cwmbran 3, Blaenavon 3 (5 children per registered childcare place)

There are no childcare places in the following LSOA areas:

- Blaenavon 1 &4, Croesyceiliog North 2, Cwmyniscoy, Fairwater 4, Greenmeadow 1 &3, Llanyrafon South 1, New Inn 3, Pontnewydd, Snatchwood, St.Diasl 3, Trevethin 2, Two Locks 3, Upper Cwmbran 2 and Wainfelin 2.

Figure 31 shows the number of registered childcare places available per provider type, language an LSOA area

LSOA	English				Welsh				Bilingual			
	Child Minder	Full Day Care	Sessional	Out of School Care	Child Minder	Full Day Care	Sessional	Out of School Care	Child Minder	Full Day Care	Sessional	Out of School Care
Abersychan 2	10		20									
Abersychan 3	6											
Abersychan 5		19					20					
Blaenavon 2		30										
Blaenavon 3		65										
Brynwern	10	19							10			
Coed Eva		24		32								
Croesyceiliog North 1	6	60										
Croesyceiliog South	6	19								39		
Fairwater (Torfaen) 1		50										
Fairwater (Torfaen) 2		36										
Fairwater (Torfaen) 3	10						16					
Greenmeadow 2	3											
Llantarnam 1		42										
Llantarnam 2	10	84		24								
Llantarnam 3	10	42										
Llanyrafon North		26		64								

Llanyrafon South 2	10	95											
New Inn 1	10												
New Inn 2	15	19		46									
New Inn 4	10	116											
Panteg 1		19											
Panteg 2		75											
Panteg 3	10												
Panteg 4	6	41											
Panteg 5	10												
Pontnewydd 1	6												
Pontnewydd 2	4	19											
Pontnewydd 3		30				86							
Pontypool		133				19							
St. Cadocs and Penygarn		24											
St. Dials 1							13	43					
St. Dials 2	10	72											
Trevethin 2			20										
Two Locks 1	6												
Two Locks 2	20												
Two Locks 4		74											
Upper Cwmbran 1	10		16										
Upper Cwmbran 3	10	44											
Wainfelin 1	10												
Totals	218	1277	56	166	0	105	49	43	10	39	0	0	

Data abstracted by the SASS shows that there are a total of 1,717 registered childcare places through the medium of English, 197 registered places through the medium of Welsh and 49 Bilingual registered places.

## **6.1. Supply of Childcare - Childminder**

Torfaen County Borough Council sought to report on the analysis of childcare within Torfaen based on data supplied by CIW.

Registered childcare providers were requested to complete a Self-Assessment of Service Statement (SASS) on behalf of CIW and the data was collected during June 2021.

Torfaen County Borough Council has adhered to the requirements placed by Welsh Government, however the response rate from childcare providers was less than 90% and therefore the following analysis cannot be identified as a true indication of childcare within Torfaen. Reference will be made (where applicable) to demonstrate any abnormalities. The following analysis was compiled and reported by Torfaen Family Information Service with assistance from PSSU.

### Range of services provided

Figures 32 and 33 show the number of registered Childminders who completed the SASS and the services they offer

There are a total of 28 registered Childminders in Torfaen (decrease of 16 since last assessment).

Torfaen Family Information Service only holds details of registered Childminders within the Torfaen area and in December 2021 there were a total of 35 registered Childminders in Torfaen. Therefore, the below analysis of the SASS data is incomplete, and generalisations should be treated with caution.



Figure 32 Childminder Summary

<b>Number of Registered Settings</b>	28	Term time only	<b>6</b>
		Term time and holiday	22
		Christmas	5
		February half term	20
		Easter	18
		May	26
		Summer	20
		Overnight	0
		Weekend	0
		<b>Number of Registered Places</b>	228 (average 8.1 child per childcare setting)
<b>Number of children on books by age</b>	171		
<b>Number of children by attendance</b>		Full time	26
		Part time	123
		Ad hoc	22
<b>Main Language of setting</b>			
English		27	
Welsh		0	
Both		1	
<b>Other language</b>			
Welsh		11	
German/Welsh		1	
Welsh		Provide active offer	1
		Working towards active offer	2
<b>Number Providing Childcare Offer (Number Funded via Childcare Offer)</b>	25 (13 currently receiving childcare June 2021)		

<b>Number Offering Tax Free Childcare or Vouchers</b>	20
---	----

Data from the SASS shows that Childminders in Torfaen provide a range of services.

Figure 33

<b>Service</b>	<b>No of Childminders</b>
After school	23
Before School	20
Early Education Placement	15*
Evenings after 6pm	4
Full daycare/Full day nursery	23
Half Day Care AM / Half Day Nursery AM	17
Half Day Care PM / Half Day Nursery PM	15
Weekends	0
Afternoons	0
Creche	0
Lunch	0
Mornings	0
Overnight	0
Playscheme sessions	0
Playgroup or Cylch Meithrin AM	0
Playgroup or Cylch Meithrin PM	0

\*No registered Childminders are approved to receive Local Authority Funding for Early education placements, however misinterpretation of the question on the SASS data could indicate that 15 childminders are delivering services based on early education (foundation phase). Thus, whilst not receiving funding they could be delivering services that mimic that of foundation phase.

Figure 33 shows that the 82% of Childminders who completed the SASS offer full day care provision reducing to 61% for half day AM 53% for half day PM.

82% of Childminders provide before school care but this is reduced to 72% for after school provision and only 14% provide care during the evenings after 6pm.

No Childminders who responded to the SASS are providing overnight or weekend care.

#### Location - Childminders

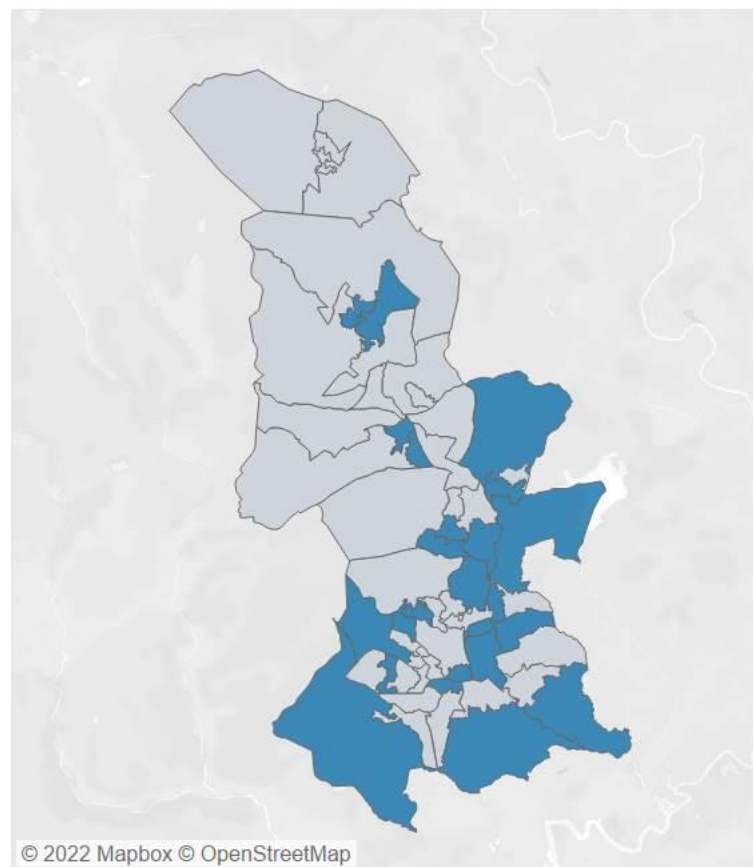
Figure 34 shows the geographical distribution of registered Childminders who completed the SASS in Torfaen.

Figure 34 Childminders per LSOA and language type

Torfaen Council LSOA	Childminder	Main Language preference
Abersychan 2	1	English
Abersychan 3	1	English
Brynwern	2	English (1) and Welsh and English (1)
Croesyceiliog North 1	1	English
Croesyceiliog South	1	English
Fairwater (Torfaen) 3	1	English
Greenmeadow 2	1	English
Llantarnam 2	1	English
Llantarnam 3	1	English
Llanyrafon South 2	1	English
New Inn 1	1	English
New Inn 2	2	English (2)
New Inn 4	1	English
Panteg 3	1	English
Panteg 4	1	English
Panteg 5	1	English
Pontnewydd 1	1	English
Pontnewydd 2	1	English
St. Dials 2	1	English
Two Locks 1	1	English
Two Locks 2	3	English (3)
Upper Cwmbran 1	1	English

Figure 35 Childminder distribution (in blue) per LSOA

### Childminders in Torfaen



Upper Cwmbran 3	1	English
Wainfelin 1	1	English
Totals	28	

### Number of registered childcare places available - Childminder

Information from the SASS reveals that there are a total of 228 registered childcare places across Torfaen for children aged 0 -14, with 6 Childminders being identified as working term time only and 22 working both term time and school holidays.

Figure 36 shows the number of all registered childcare places provided by Childminders who completed the SASS data per LSOA area.

LSOA areas with the highest number of total places are;

- Brynwern and Two Locks 2 (40 places registered with CIW);
- New Inn 2 (15 places registered with CIW);
- Abersychan 2, Fairwater 3, Llantarnam 2, Llantarnam 3, Llanyrafon South 2, New Inn 1, New Inn 4 , Panteg 3, St. Dials 2, Upper Cwmbran 1, Upper Cwmbran 3, and Wainfelin 1 ( 10 places each registered with CIW)

LSOA areas with the lowest number of total places are;

- Greenmeadow 2 (3 places registered with CWI);
- Pontnewydd 2 (4 places registered with CIW);
- Abersychan 3, Croesyceiliog North 1, Croesyceiliog South, Panteg 4, Pontnewydd 1, Two Locks 1 (6 places each registered with CIW)

Figure 36

LSOA Name	No. of registered places	Main Language preference
Abersychan 2	10	English
Abersychan 3	6	English
Brynwern	20	English (1) and Bilingual ( 1)
Croesyceiliog North 1	6	English
Croesyceiliog South	6	English
Fairwater (Torfaen) 3	10	English
Greenmeadow 2	3	English
Llantarnam 2	10	English
Llantarnam 3	10	English
Llanyrafon South 2	10	English
New Inn 1	10	English
New Inn 2	15	English (2)
New Inn 4	10	English
Panteg 3	10	English
Panteg 4	6	English
Panteg 5	10	English
Pontnewydd 1	6	English
Pontnewydd 2	4	English
St. Dials 2	10	English
Two Locks 1	6	English
Two Locks 2	20	English (3)
Upper Cwmbran 1	10	English
Upper Cwmbran 3	10	English
Wainfelin 1	10	English
Total	228	

Figure 37

Number of registered childcare places by LSOA - Childminder

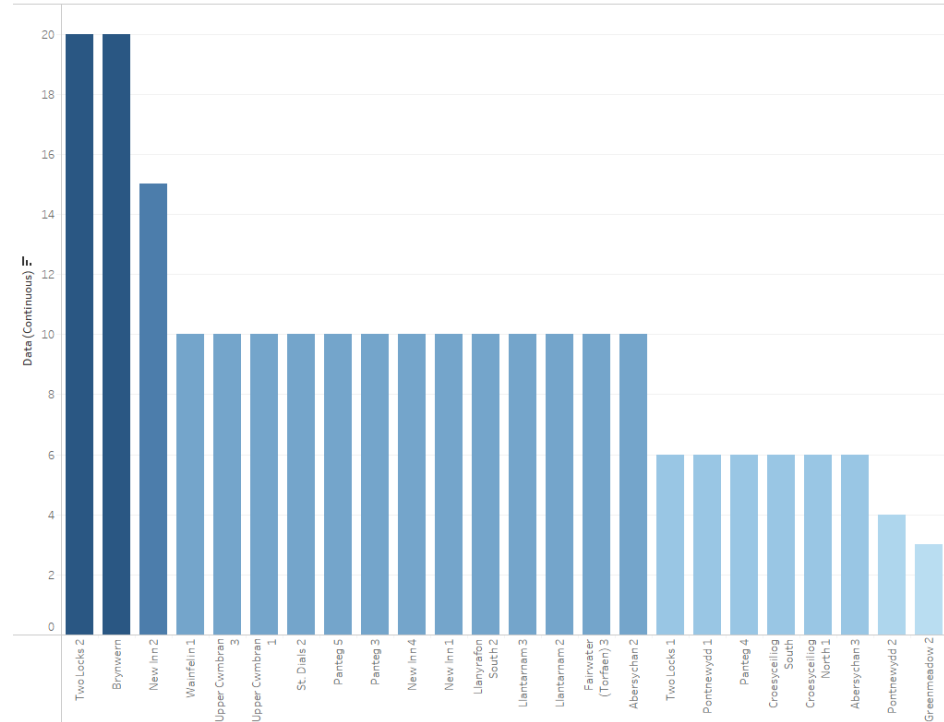


Figure 38 shows the number of registered places in full day care settings per main language.

**Figure 38**

Number of registered places by Main language type and LSOA - Child Minder

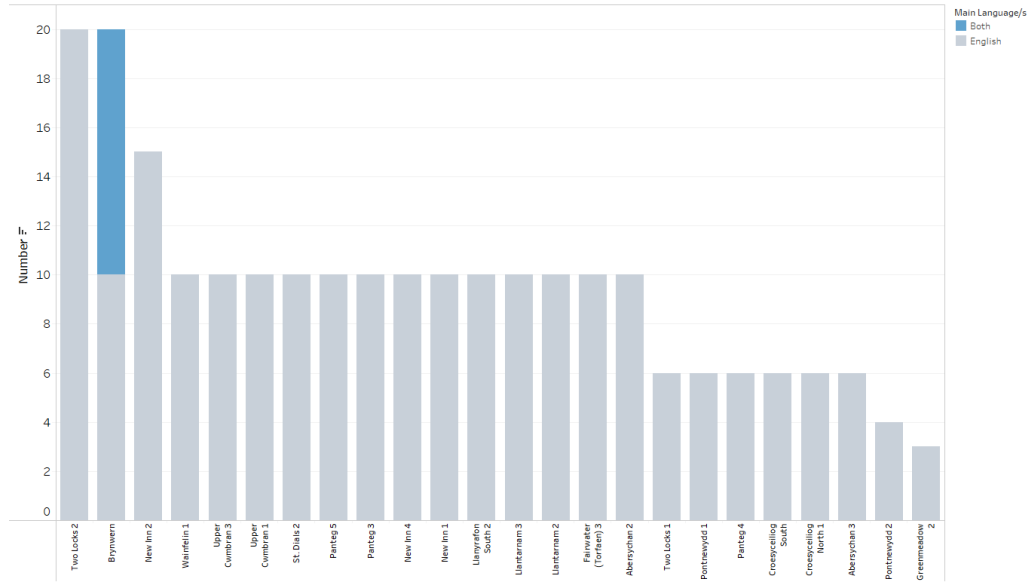


Figure 38 shows the only registered places through the medium of Welsh are in the Brynwern LSOA area.

The maximum number of places available with Childminders who responded to the SASS are in the Two Locks 2 and Brynwern LSOA areas.

The lowest number of registered places with Childminders who responded to the SASS are in the Greenmeadow 2 and Pontnewydd 2 LSOA areas.

Data from the SASS indicates that during term time there are 228 registered places available, this reduces to 191 registered places during the school holidays. However, the number of places available during school holidays is inconclusive as many Childminders do not provide care for all holiday periods.

22 out of 28 registered Childminders who completed the SASS reported that they provide care during the school holidays. Figure 39 shows the number of Childminders available to provide care during these periods. Figure 40 shows the average number of days opened during these periods

Figure 39

Holiday period	Number of childminders providing care
Christmas	5
February half term	20
Easter	18
May	16
October	18
Summer	20

Figure: 40 Childminders: holidays – holiday days open

School holiday period	Minimum no. of days open	Maximum no. of days open	Average no. of days open	No of childminders open
Summer	1 (1)	30(6)	14	20
October half term	1(1)	5(14)	5	18
Christmas	3 (1)	10(1)	6	5
Feb half term	1(1)	5(14)	4	20
Easter	1(1)	5(10)	6	18
May half term	1(1)	5(10)	4	16

() depicts the number of settings reporting that number of days

It is evident that the number of days open per childminder during school holidays varies considerably and could fluctuate during periods of demand.



Figure 41 no of registered places per school holiday – Childminder

LSOA Name	No of places available Christmas over 5	No of places available February half term	No of places available Easter	No of places available May half term	No of places available October	No of places available Summer holidays
Abersychan 2	10(1)	10(1)	10(1)	10(1)	10(1)	10 (1)
Abersychan 3						
Brynwern		20(2)	10(1)	10(1)	20(2)	20 (2)
Croesyceiliog North 1		6(1)	6(1)	6(1)	6(1)	6 (1)
Croesyceiliog South						
Fairwater (Torfaen) 3		10(1)	10(1)		10(1)	10(1)
Greenmeadow 2					3(1)	3(1)
Llantarnam 2		10(1)	10(1)	10(1)	10(1)	10(1)
Llantarnam 3		10(1)	10(1)	10(1)	10(1)	10(1)
Llanyrafon South 2	10(1)	10(1)	10(1)	10(1)	10(1)	10(1)
New Inn 1	10(1)	10(1)	10(1)	10(1)	10(1)	10(1)
New Inn 2						
New Inn 4		10(1)	10(1)	10(1)	10(1)	10(1)
Panteg 3						
Panteg 4						
Panteg 5		10(1)	10(1)	10(1)	10(1)	10(1)
Pontnewydd 1	6(1)	6(1)	6(1)	6(1)	6(1)	6(1)
Pontnewydd 2						
St. Dials 2		10(1)	10(1)	10(1)		
Two Locks 1		6(1)	6(1)	6(1)	6(1)	6(1)
Two Locks 2		20(3)	20(3)	8(1)	6(1)	20(3)
Upper Cwmbrian 1	10(1)	10(1)	10(1)	10(1)	10(1)	10(1)
Upper Cwmbrian 3		10(1)	10(1)	10(1)	10(1)	10(1)
Wainfelin 1		10(1)		10(1)	10(1)	10(1)
Total	46	178	158	146	157	171

Places available remains relatively stable across all school holidays except the Christmas break, it is not clear whether this is due to a lack of demand or a staffing issue.

Figure 42 Children Attending Childcare - Childminders

Childminders	Number of children
Under 1	3
1 year	19
2 years	13
3 years	25
4 years	14
5 - 7 years	45
8 - 11 years	50
12 to 14	2
15 to 17	0
Totals	171

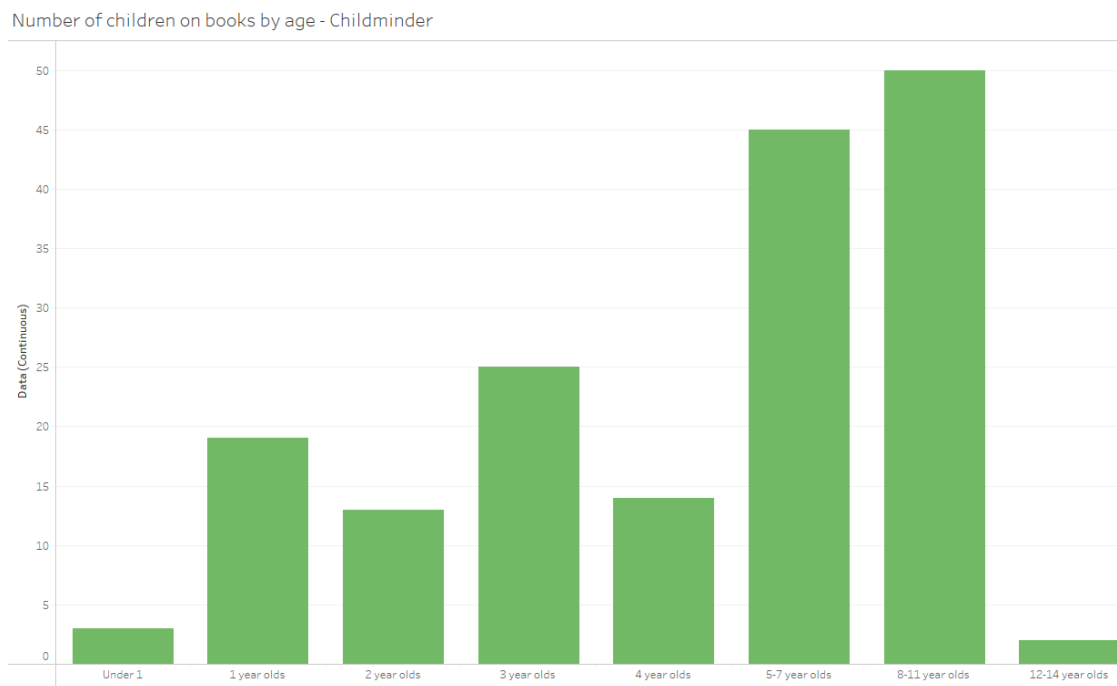


Figure 42 shows a total of 171 children are accessing a childcare place with a registered Childminder, based on a maximum capacity of 228 registered places. (Loss of 178 registered places since 2017 CSA).

The number of children attending a registered Childminder is over 50% lower than as reported in the 2017 CSA. However, the number of Childminders have also significantly reduced since the last assessment. This has also happened at a national level.

The majority of children accessing a place with a registered Childminder are school aged children. With only 35 children attending over under nursery school age.

It is not possible to report on the number of children attending during the school holidays.

Number and type of child places filled (full time, part time, ad-hoc)

Figure 43 the number of children attending Childminders

Full time	26
Part time	123
Ad Hoc	22
Totals	171

Only 15% of children are accessing a full- time place with childminders in Torfaen, compared to 72% who are accessing a part time place. This is consistent with the 2017 CSA that reports that the majority of children accessing a childcare place with registered Childminders are part time.

Waiting lists and vacancies

Figure 44 shows the number of children waiting for an immediate childcare place with Childminders who completed the SASS

Figure 44

Service	Children waiting for an immediate place
After school	5
Before School	0
Early Education Placement	0
Evenings after 6pm	0
Full daycare/Full day nursery	0
Half Day Care AM / Half Day Nursery AM	0
Half Day Care PM / Half Day Nursery PM	0
Weekends	0

Afternoons	0
Creche	0
Lunch	0
Mornings	0
Overnight	0
Playscheme sessions	0
Playgroup or Cylch Meithrin AM	0
Playgroup or Cylch Meithrin PM	0

Of the 5 children on a waiting list for after school care these are distributed as per following LSOA;

- Panteg 5 – 1 child on waiting lists
- St.Dials 2 - 4 children on waiting lists

Only 1 registered Childminder in the New Inn 1 LSOA area reported waiting lists for children in October half term, however it was further reported that no children were currently on a waiting list for this holiday period.

### Vacancies

Figure 45 shows the number of vacancies per provisions type with Childminders in Torfaen. Please note that not all Childminders completed this section.

Figure 45

LSOA Name	After School	Before School	Early Education Placement	Evenings After 6PM	Full Day Care / Full Day Nursery	Half Day Care AM / Half Day Nursery AM	Half Day Care PM / Half Day Nursery PM	Totals
Abersychan 2	4	5	2		2			13
Croesyceiliog North 1	2	6			5			13
Croesyceiliog South	2	2			2	2	2	10
Greenmeadow 2			2		4	4	4	14
Llantarnam 3	9	9	9		9	9	9	54
Llanyrafon South 2	3	3			1			7
New Inn 1			3		3	3	3	12
New Inn 2	7	5						12
New Inn 4	3	3	1		1			8
Panteg 3	9							9
Panteg 5		2						2
Pontnewydd 1		2	2		1	2		7
Pontnewydd 2	2	2	2	4	2	2	2	16
Two Locks 1	1	1			2	1	1	6
Two Locks 2	4				5	4	4	17
Wainfelin 1	2	2						4
Totals	48	42	21	4	37	27	25	204

- The highest number of vacancies with Childminders are for after school provision in the Llantarnam 3 (Cwmbran) and Panteg 3 (Pontypool) areas.
- The highest number of vacancies with Childminders are for before school provision in the Llantarnam 3 (Cwmbran) and Abersychan (Pontypool) 2 areas.
- The highest number of vacancies with Childminders are for full day care / full nursery provision in the Llantarnam 3, Croesyceiliog North 1 and Two Locks 2 areas (all Cwmbran).
- The highest number of vacancies with childminders for both half day morning and half day afternoon provision in the Llantarnam 3 and Two Locks 2 areas (all Cwmbran).

It is apparent that despite 5 children waiting for an immediate place in afterschool club, there are several vacancies in the surrounding Cwmbran and Pontypool areas that could provide care. However, it must be taken into account that parental choice and individual circumstances may prevent the take up of these places.

Types of services offered by language preference

Main Language spoken	No of childminders
English	27
Welsh	0
English and Welsh (both)	1

96% of Childminders who responded to the SASS offer Full Day Care where the main language is spoken in English. No childminders exclusively provide care through the medium of Welsh

There are currently no registered Childminders within the Blaenavon area.

There are a total of 218 childcare places between 28 registered Childminders who provide care within an English environment. There is only 1 Childminder (10 registered places) that provides care in both English and Welsh and this is located in the Brynwern LSOA.

Figure 46 no of children on the books through both English and Welsh in LSOA (Brynwern only)

Both English and Welsh Medium	No of children
Full time	2
Part time	6
Ad Hoc	2
Total	10

Figure 47 no of children on the books through English Medium

LSOA Name	Full time	Part time	Ad Hoc
Abersychan 2		4	
Abersychan 3	1		
Brynwern	3	6	1
Croesyceiliog North 1	2	5	3
Croesyceiliog South		1	
Fairwater (Torfaen) 3	8	7	4
Greenmeadow 2		3	
Llantarnam 2		2	
Llantarnam 3		1	
Llanyrafon South 2		11	
New Inn 1		1	
New Inn 2	2	2	3
New Inn 4		7	

Panteg 3			
Panteg 4			
Panteg 5		11	
Pontnewydd 1		7	
Pontnewydd 2		2	
St. Dials 2		7	3
Two Locks 1		3	
Two Locks 2	2	16	3
Upper Cwmbran 1		3	
Upper Cwmbran 3	4	7	3
Wainfelin 1	2	10	
Total	24	117	20

- The number of children accessing a full-time childcare place with a registered childminder is greatest in the Fairwater 3 area.
- The number of children accessing a part time childcare place with a registered childminder is greatest in the Two Locks 2, Panteg 5 and Llanyrafon South 2 LSOA areas.

### Welsh Language Active Offer

The Welsh Language Active Offer is a service that is provided in Welsh without someone having to ask for it.

*'It is the responsibility of everyone who provides care services for people and their families across Wales to deliver the 'Active offer'. (extract taken from <https://careinspectorate.wales/more-just-words-action-plan-welsh-language-health-social-services-and-social-careom>)*

Only 1 Childminder who responded to the SASS provides the Welsh Active Offer (10 registered places in the LSOA Brynwern area) and 1 further Childminder is working towards providing this (additional 10 registered places in the LSOA Brynwern area).



### Other Language used at provision – Childminders

Figure 48 shows that 11 Childminders also use Welsh within their setting. The use of bilingual elements within the service provision is significantly lower than those reported in the 2017 CSA and the data recorded on DEWIS. Therefore, it can be assumed that interpretation of this question in the SASS data may have varied amongst the sector as local knowledge and data held on DEWIS indicates that there are only 2 bilingual Childminders in the Torfaen area.

Figure 48

Other languages used in the provision	No of Childminders
Welsh	11
German / Welsh	1
Blanks	16

### Range of charges – Fees per age

Average childcare costs are calculated on the basis of 28 responses from the SASS data and per age range of children attending.

Please note the following data includes the highest, lowest and mode costs. Therefore, not all costs are detailed in the following tables but have been incorporated into the average costs per age category. A significant number of Childminders failed to provide charges in the SASS. Therefore, the average should be treated with caution when making any decisions at a strategic level.

15 out of 28 registered Childminders who responded to the SASS offer discounts for siblings, it is not possible to determine at which age range these discounts are most common.

Figure 49 Fees for children under 1 - Childminders

Under 1	Amount Charged per Hour	Amount Charged per Session	Amount Charged per Day	Amount Charged per Week	Amount Charged per Term
Highest	£5.00 (1)	-	£38.00 (1)	-	-
Lowest	£4.50 (2)	-	-	-	-
Total number of respondents	3	-	1	-	-

Mode	£4.50	-	£38.00	-	-
Average	£4.67	-	£38.00	-	-

Figure 49 shows that

- Average hourly costs with a Childminder for children under 1 is £4.67
- Average costs for full day care for children under 1 is £38.00
- There was no data provided for session, week and term intervals.

Figure 50 Fees for 1 year old children- Childminders

1 year olds	Amount Charged per Hour	Amount Charged per Session	Amount Charged per Day	Amount Charged per Week	Amount Charged per Term
Highest	£5.00 (4)	-	£45.00 (1)	£160.00 (1)	-
Lowest	£4.50 (5)	-	£34.00 (1)	£75.00 (1)	-
Total number of respondents	9	-	4	2	-
Mode	£4.50	-	-	-	-
Average	£4.72	-	£38.25	£117.50	-

Figure 50 shows that

- Average hourly costs for 1 year old children is £4.72
- Average costs for full day care for 1 year old children is £38.25
- Average costs per week for 1 year old children is £117.50
- There was no data provided for session and term intervals

Figure 51 Fees for 2 year old children - Childminders

2 year olds	Amount Charged per Hour	Amount Charged per Session	Amount Charged per Day	Amount Charged per Week	Amount Charged per Term
Highest	£6.50 (1)	-	£40.00 (1)	£150.00(1)	-
Lowest	£4.50(5)	-	£35.00 (1)	£150.00	-
Total number of respondents	7	-	2	1	-
Mode	£4.50	-	-	£150.00	-
Average	£4.86	-	£37.50	£150.00	-

Figure 51 shows that

- Average hourly costs for 2 year old children is £4.86
- Average costs for full day care for 2 year old children is £37.50
- Average costs per week is £150.00
- There was no data provided for session and term intervals

Figure 52 Fees for 3 year olds - Childminders

3 year olds	Amount Charged per Hour	Amount Charged per Session	Amount Charged per Day	Amount Charged per Week	Amount Charged per Term
Highest	£5.00(1)	£20.00	£45.00 (1)	£160.00 (1)	-
Lowest	£4.50 (8)	£20.00	£30.00 (1)	£150.00 (1)	-
Total number of respondents	9	1	5	2	-
Mode	£4.50	£20.00	-	-	-
Average	£4.56	£20.00	£36.40	£155.00	-

Figure 52 shows that

- Average hourly costs for 3-year-old children is £4.56
- Average costs for full day care for 3-year-old children £36.40
- Average costs per session for 3-year-old children is £20.00

- Average costs per week for 3-year-old children is £155.00
- There was no data provided for term intervals

Figure 53 Fees for 4 year olds - Childminders

4 year olds	Amount Charged per Hour	Amount Charged per Session	Amount Charged per Day	Amount Charged per Week	Amount Charged per Term
Highest	£5.00(1)	-	£36.00 (1)	£160.00 (1)	-
Lowest	£4.50 (7)	-	£30.00 (1)	£150.00 (2)	-
Total number of respondents	8	-	3	3	-
Mode	£4.50	-	-	£150.00	-
Average	£4.56	-	£33.33	£153.33	-

Figure 53 shows that

- Average hourly costs for 4-year-old children is £4.56
- Average costs for full day care for 4-year-old children is £33.33
- Average costs per week for 4-year-old children is £153.33
- There was no data provided for session and term intervals

Figure 54 Fees for 5-7 year olds - Childminders

5 7 year olds	Amount Charged per Hour	Amount Charged per Session	Amount Charged per Day	Amount Charged per Week	Amount Charged per Term
Highest	£5.50 (1)	£30.00* (1)	£34.00 (1)	£150.00 (1)	-
Lowest	£4.50 (3)	£9.50 (1)	£10.00(1)	£30.00 (1)	-
Total number of respondents	11	5	3	2	-
Mode	£5.00	£10.00	-	-	-
Average	£4.91	£15.60	£24.67	£90.00	-

\*amount charged per session is significantly higher than other costs reported in this section

\*\* Amount charged per week also shows a significant difference between the two reported costs. This further signifies the importance of how the questions on the SASS data can be misinterpreted across the sector

Figure 54 shows that

- Average hourly costs for children aged between 5 – 7 years is £4.91
- Average costs for full day care for children aged between 5 – 7 years is £24.67
- Average costs per session for children aged between 5 – 7 years is £15.60
- Average costs per week for children aged between 5 – 7 years is £90.00
- There was no data provided for term intervals

Figure 55 Fees for 8 – 11 year olds - Childminders

8 11 year olds	Amount Charged per Hour	Amount Charged per Session	Amount Charged per Day	Amount Charged per Week	Amount Charged per Term
Highest	£5.50(2)	£10.00 (2)	£40.00* (1)	-	-
Lowest	£4.50(3)	£9.50 (1)	£10.00 (1)	-	-
Total number of respondents	13	3	4	-	-
Mode	£5.00	£10.00	-	-	-
Average	£4.98	£9.83	£28.50	-	-

\*amount charged per day is significantly higher than other costs reported in this section

Figure 55 shows that

- Average hourly costs for children aged between 8 - 11 years is £4.98
- Average costs for full day care for children aged between 8 - 11 years is £28.50
- Average costs per session for children aged between 8 - 11 years is £9.83
- There was no data provided for week and term intervals

Figure 56 Fees for 12 – 14 years olds - Childminders

8 11 year olds	Amount Charged per Hour	Amount Charged per Session	Amount Charged per Day	Amount Charged per Week	Amount Charged per Term
Highest	£5.50 (1)	-	-	-	-
Lowest	£4.50 (1)	-	-	-	-
Total number of respondents	2	-	-	-	-

Mode	-	-	-	-	-
Average	£5.00	-	-	-	-

Figure 56 shows that

- Average hourly costs for children aged between 12 - 14 years is £5.00
- There are no other reported charges for children aged 12 – 14 years

There are no fees recorded for children aged 15 – 17 years of age.

Figures 57 and 58 show the average costs per hour and day for Childminders

Figure 57

Average amount charged per hour (£)

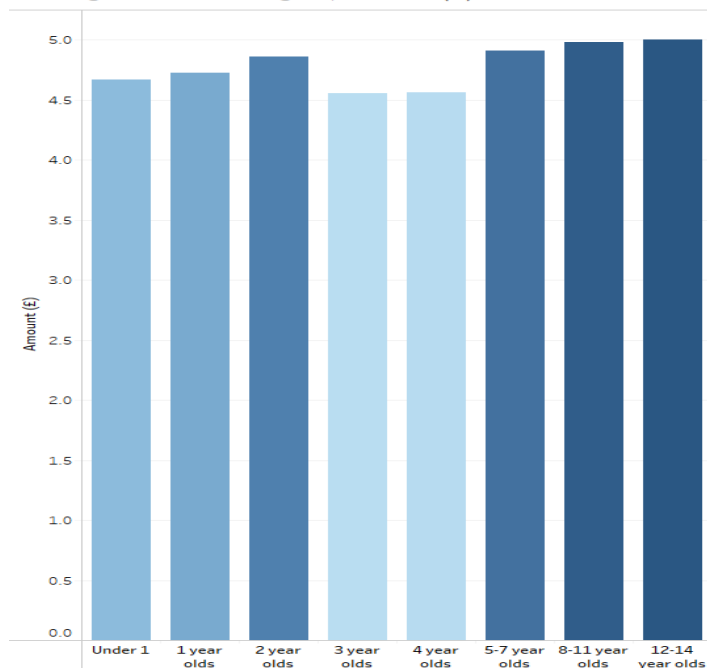
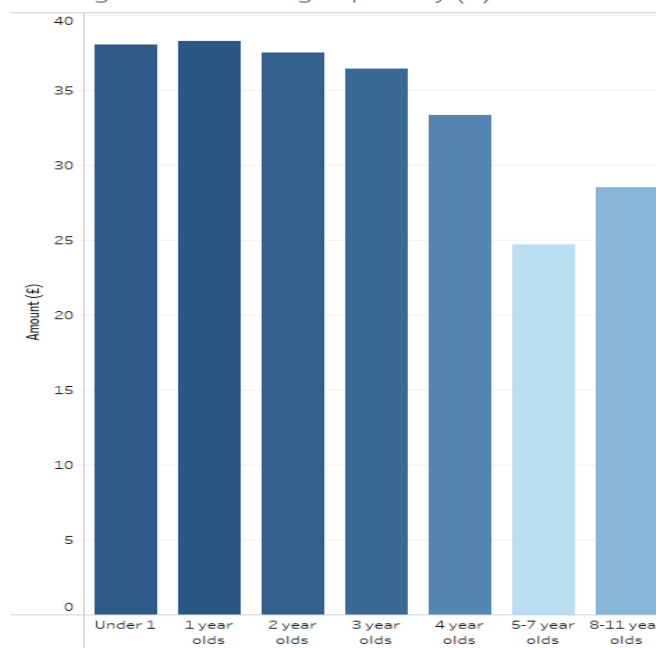


Figure 58

Average amount charged per day (£)



The hourly rate and day rates for children aged 3 and 4 is marginally lower than any other age group amongst registered Childminders who completed the SASS.

It could be questioned if Welsh Government funding for the Childcare Offer for Wales influences the hourly rates for this age group, as current funding issued to childcare providers per hour equates to £4.50.

Figure 59 shows the average cost for Childminder service that is held on DEWIS Cymru (snapshot January 2021 based on 30 childminders who detail their fees\*). Figure 60 shows the average costs amongst all ages on the SASS data.

Figure 59 DEWIS average costs - Childminders

Childminder	Highest	Lowest	Average
<b>Hourly</b>	£6.00	£4.00	£4.65*
<b>Day</b>	£45.00	£30.00	£36.10*
<b>Half Day / Session</b>	£20.00	£10.00	£15.00*
<b>Weekly</b>	£180	£150	£165*

Figure 60 SASS average costs for all ages – Childminders

Childminder	Highest	Lowest	Average
<b>Hourly</b>	£6.50	£4.50	£4.79
<b>Day</b>	£30.00	£9.50	£33.45
<b>Half Day / Session</b>	£45.00	£10.00	£14.17
<b>Weekly</b>	£160.00	£30.00	£133.50

\*Please note some childminders hourly fees are not published on DEWIS due to varying prices based on demand

Data held on DEWIS indicates a slightly lower hourly rate as detailed per a number of age groups identified in the SASS data.

However other average rates are marginally higher on DEWIS than on the SASS data (DEWIS = £36.10, combined SASS averages = £33.45) , weekly (DEWIS = £165, combined SASS averages = £133.50) and Half Day / Session (DEWIS=£15.00, combined SASS averages = £14.17). Therefore, further analysis of DEWIS will need to be undertaken to ascertain a clearer understanding of average costs in Torfaen.

## ALN/SEN provision – Childminders

Figure 61 shows the number of children who have special educational needs or a disability accessing a registered Childminder as provided by the SASS data. Please note that figure may be greater than specified. The below data has been distributed as per the three main areas of Torfaen to protect anonymity of the children attending.

Figure 61 no of children with ALN/SEN accessing a childcare place - Childminders

Geographical Distribution	Total Number of Children with Special Educational Needs or Disability				
	Welsh	Welsh & English	English & some bilingual elements	English	Other
Cwmbran				<5	
TOTAL				<5	

Figure 61 shows that there are less than 5 children accessing a childcare place within a registered Childminder setting. However, the number can be assumed to be greater due to only one childminder submitting this data on the SASS.

Figure 62 no of Childminders able to provide support for ALN/SEN children

Childminder ALN	No of Childminders with a designated person who makes arrangements for ALN/SEN provision for children	No of Childminders with additional/specialist training in supporting children with ALN/SEN	No of Childminders aware of the Additional Learning Needs Code	No of Childminders who make referrals to and/or liaise with the LA in relation to provision/support for children with ALN/SEN?
Totals	11	9	18	8

Figure 62 shows that there are 11 registered childminders in Torfaen who have a designated person to make arrangements for children with ALN/SEN based on those who responded to the SASS.

9 Childminders are also identified as attending additional/specialist training in supporting children with ALN/SEN.



64% of the registered Childminders who responded to the SASS data are aware of the Additional Learning Needs Code and 8 childminders are identified as making referrals to and/or liaise with the LA in relation to support for children with ALN/SEN.

Figure 63 shows the number of Childminders geographically with a designated person who makes arrangements for ALN/SEN provision for children.

Figure 63 geographical distribution of Childminders with a designated person

LSOA Name	No of Childminders	No of places
Brynwern	2	20
Abersychan 2	1	10
Croesyceiliog North 1	1	6
Llantarnam 3	1	10
Llanyrafon South 2	1	10
Panteg 5	1	10
Two Locks 2	1	8
Upper Cwmbran 1	1	10
Upper Cwmbran 3	1	10
Wainfelin 1	1	10
Totals	11	104

Figure 64 shows the types of ALN/SEN currently provided or supported by registered Childminders who responded to the SASS per main language type and LSOA area. Please note that the number of places available is not a true representation of the actual number of places available due to the staffing ratios to for children with ALN/SEN.

Figure 64\_Types of ALN/SEN currently provided for / supported by the service – Childminders

	English				Bilingual			
	Cognition and Learning	Behaviour, emotional and social development	Communication and Interaction	Sensory and/or physical	Cognition and Learning	Behaviour, emotional and social development	Communication and Interaction	Sensory and/or physical
Abersychan 2								
Abersychan 3								
Brynwern					1	1	1	1
Croesyceiliog North 1								
Croesyceiliog South								
Fairwater (Torfaen) 3								
Greenmeadow 2	1	1	1	1				
Llantarnam 2								
Llantarnam 3								
Llanyrafon South 2								
New Inn 1								
New Inn 2								
New Inn 4								
Panteg 3								
Panteg 4								
Panteg 5								
Pontnewydd 1	1	1	1					
Pontnewydd 2								
St. Dials 2								

Two Locks 1								
Two Locks 2	1	1	1	1				
Upper Cwmbran 1	1	1	1					
Upper Cwmbran 3	1	1	1					
Wainfelin 1								
Totals	5	5	5	2	1	1	1	1

Figure 64 shows;

- There are currently 5 English Medium childminders who are able to provide support for Cognition and Learning, Behaviour, emotional and social development, Communication and Interaction and Sensory and/or physical
- There is 1 Bilingual Childminder who is able to provide support for Cognition and Learning, Behaviour, emotional and social development, Communication and Interaction and Sensory and/or physical

#### Opening Hours – Term Time -Childminders

Figure 65 shows the opening hours of the 28 registered Childminders who responded to the SASS data.

Figure 65

Torfaen Term Time	No of Childminders open	Earliest opening time	Latest opening time	Earliest closing time	Latest closing time	Number of settings open before 8am	Number of settings open after 6pm
Monday	26	06:20	09:00	12:18	20:00	20	4
Tuesday	28	06:20	09:00	12:18	19:00	21	2
Wednesday	28	06:30	09:00	12:18	19:00	21	2
Thursday	28	06:25	09:00	12:18	20:00	21	3
Friday	25	06:30	11:30	12:18	18:30	18	1

Saturday	0	-	-	-	-	-	-
Sunday	0	-	-	-	-	-	-

Figure 65 shows that between 20-27 Childminders open from 8am and between 18 – 21 Childminders open before 8am Monday – Friday during term time. The earliest start time is 06:20am, with the latest closing time being recorded as 20:00pm. Data within the SASS reveals that the number of Childminders who operate until 6pm and beyond is significantly lower than those who operated earlier in the day.

No registered Childminders who responded to the SASS work on weekends or overnight.

Figure 66

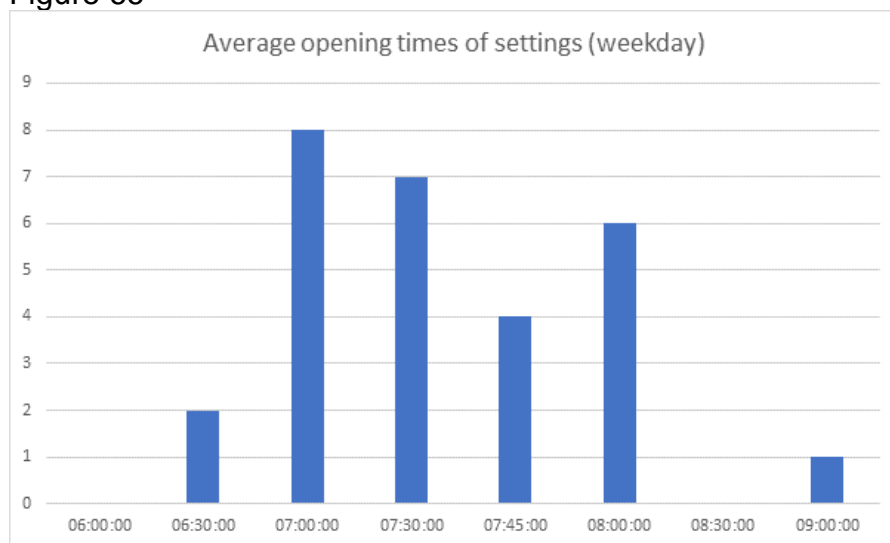


Figure 67

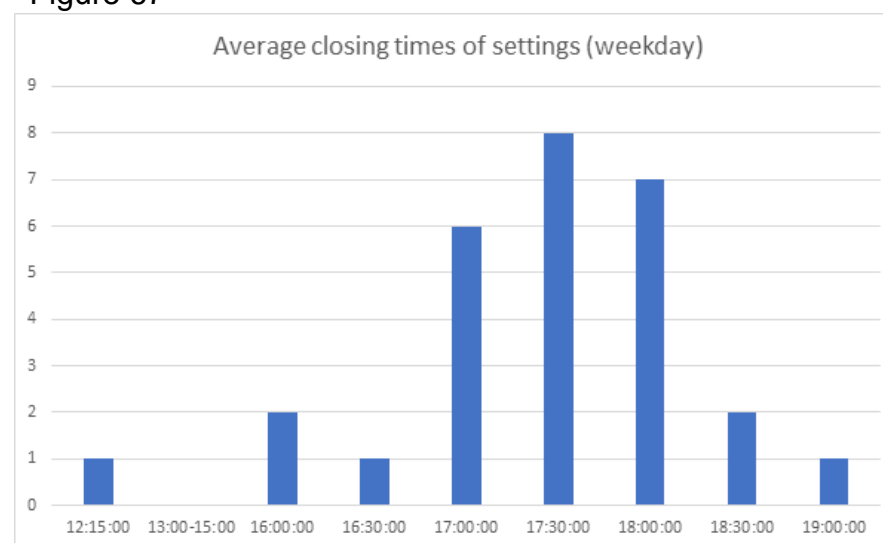
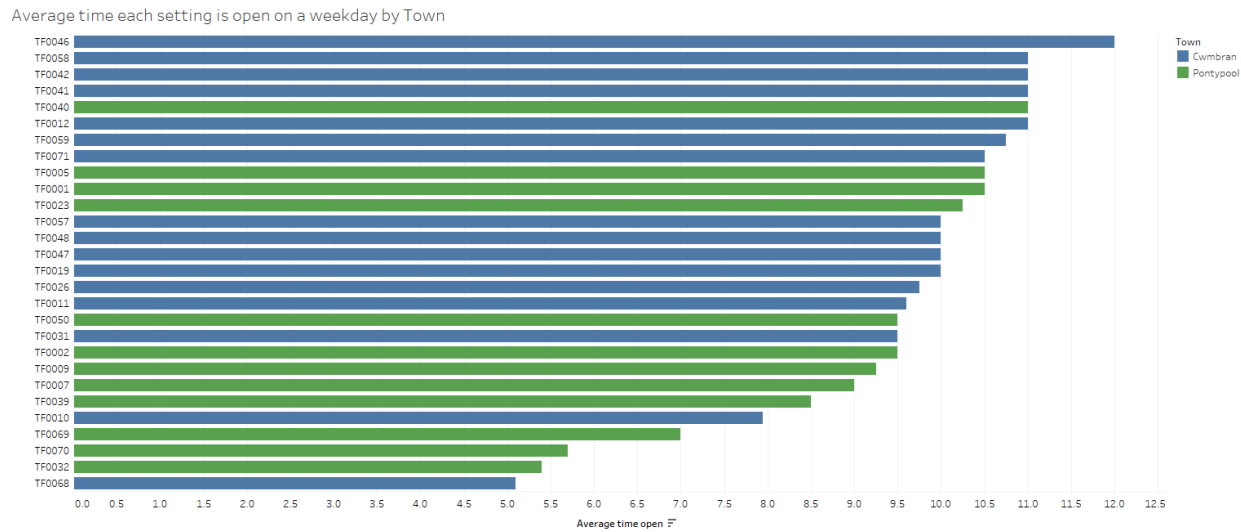


Figure 68 shows the average hours each setting is open by Town area. Town area has been used as there is insufficient data to use smaller LSOA areas. On average Childminders operating in Cwmbran are open longer than Pontypool (Averaging 10 hours per day in Cwmbran compared to 8.5 for Pontypool).

Figure 68



Childcare Offer for Wales

The Childcare Offer for Wales is a Welsh Government initiative and will provide eligible working parents with 30 hours of early education and childcare, for 3 to 4 year olds only.

Figure 69 shows that there are 25 registered Childminders who provide funding through the Childcare Offer for Wales for 3-4 year olds, however only 13 are currently being funded through the Offer.

Figure 69 ChildCare Offer for Wales - Childminder

Childcare Offer for Wales	No. of Childminders
Providing the Childcare Offer	25
Receiving funding from Childcare Offer	13

Data held on DEWIS Cymru for the Family Information Service indicates that there are a total of 29 registered Childminders providing the Offer for eligible children in Torfaen

#### Tax Free Childcare or Childcare Vouchers

Tax Free Childcare could help eligible working families save up to £500 every 3 months (up to £2,000 a year) for each of their children. This increases up to £1,000 every 3 months if a child is disabled (up to £4,000 a year).

Eligible families can claim Tax-Free Childcare at the same time as the Childcare Offer for Wales, providing they meet the criteria for both. Tax-Free childcare replaced Childcare Vouchers for new claimants during October 2018.

Childcare Vouchers all eligible families to take up to £55 a week their wages, where they do not pay tax or National Insurance on. If part of a couple, both parents can make this salary sacrifice to pay for registered childcare.

Figure 70 shows the number of childminders with parents using Tax Free Childcare of Childcare Vouchers. Please note the number of children accessing these places are unavailable and it's not possible to distinguish between either Tax-Free Childcare of Childcare Vouchers individually.

Figure 70 Childminders with parents using Tax Free Childcare or childcare vouchers.

With parents using Tax Free Childcare or childcare vouchers	
Yes	20
No	8

Data held on DEWIS Cymru for the Family Information Service indicates that there are a total of 11 registered Childminders offering Tax Free childcare and 20 registered Childminders Offering Childcare Vouchers for eligible children in Torfaen.

Data from the SASS reveals there are no registered Childminders providing Flying Start funded places. Data held on DEWIS identify one registered Childminder in the Llantarnam 3 LSOA area providing Flying Start places.

## **7.2 Supply of Childcare - Full Day Care**

Torfaen County Borough Council sought to report on the analysis of childcare within Torfaen based on data supplied by CIW. Registered childcare providers were requested to complete a Self-Assessment of Service Statement (SASS) on behalf of CIW and the data was collected during June 2021. Torfaen County Borough has adhered to the requirements placed by Welsh Government, however the response rate from childcare providers was less than 90% and therefore the following analysis cannot be identified as a true indication of childcare within Torfaen. Reference will be made (where applicable) to demonstrate any abnormalities.

Please note that Torfaen Family Information Service holds details of day nurseries which are identified as full day care and other sessional childcare provisions such as Playgroups and Cylchoedd Meithrin. A number of childcare providers within the SASS are categorised as 'Full Day Care' as per their registration, however a number of settings do not provide typical Full Day Care opening times between the hours of 8:00am – 18:00pm. Therefore, the below analysis will differ greatly in opening times and costs. Reference will be made (where applicable) to demonstrate any abnormalities.

Please note that 1 full day care setting in the Llantarnam 2 area (84 registered places) has wrongly been identified in the SASS data as a Torfaen setting. This setting belongs to Newport City Council but for the analysis of this report it has been included in the below totals. Despite consultations between Local Authorities and CIW, data submitted by the SASS was anonymised therefore only local knowledge was able to identify this mistake.

The following analysis was assisted by PSSU, compiled, and reported by Torfaen Family Information Service.



## Range of services provided - Full Day Care

Figures 71 and 72 show the number of registered Full Day Care settings who completed the SASS and the services they offer

Data from the SASS identifies a total of 33 Full Day Care settings in Torfaen, which is consistent with the 2017 CSA.

Figure 71 Full Day Care Summary

<b>Number of Registered Settings</b>	33	Term time only	13
		Term time and holiday	20
		Holiday Only	0
		Christmas	16
		February half term	20
		Easter	20
		May	20
		Summer	20
		October	20
		Overnight	1 (Mon -Fri)
		Weekend	0
<b>Number of Registered Places</b>	1421 (43 average child per childcare setting)		
<b>Number of children on books by age</b>	2043 (average 62 children per childcare setting)		
<b>Number of children by attendance</b>		Full time	387
		Part time	1593
		Ad hoc	63
<b>Main Language of setting</b>			
English			30
Welsh			2

Both		1	
<b>Other language</b>			
English		1	
Welsh		10	
Welsh		Provide active offer	5
		Working towards active offer	11
<b>Number Providing Childcare Offer (Number Funded via Childcare Offer)</b>		32 (31 currently receiving childcare offer funding)	
<b>Number Offering Tax Free Childcare or Vouchers</b>		22	

Data from the SASS shows that Full Day Care settings in Torfaen provide a range of services.

Figure 72

Service	No of Full Day Care
After school	14
Before School	14
Early Education Placement	23*
Evenings after 6pm	0**
Full daycare/Full day nursery	20
Half Day Care AM / Half Day Nursery AM	20
Half Day Care PM / Half Day Nursery PM	21
Weekends	0
Afternoons	0

Creche	0
Lunch	12
Mornings	0
Overnight	0**
Playscheme sessions	0
Playgroup or Cylch Meithrin AM	12
Playgroup or Cylch Meithrin PM	10

\*only 15 full day care settings are approved to receive Local Authority Funding for Early education placements, however misinterpretation of the question on the SASS data could indicate that 23 full day are delivering services based on early education (foundation phase). Thus, whilst not receiving funding they could be delivering services that mimic that of the foundation phase.

\*\*\*\*no provider stated they offer overnight care but in the opening hours section one provider has stated they are open overnight on weekdays

Figure 72 shows that the 61% of Full Day Care settings who completed the SASS offer full day care and half day care AM provision. This slightly increases to 64% for half day PM.

36% of Full Day Care settings offer Playgroup or Cylch Meithrin AM session, and slightly reducing to 30% for PM sessions.

42% of Full Day Care settings provide before and after school care, no settings operate after 6pm.

No Full Day Care settings who responded to the SAS are providing overnight or weekend care, despite one setting identifying overnight care in opening hours data.

## Location

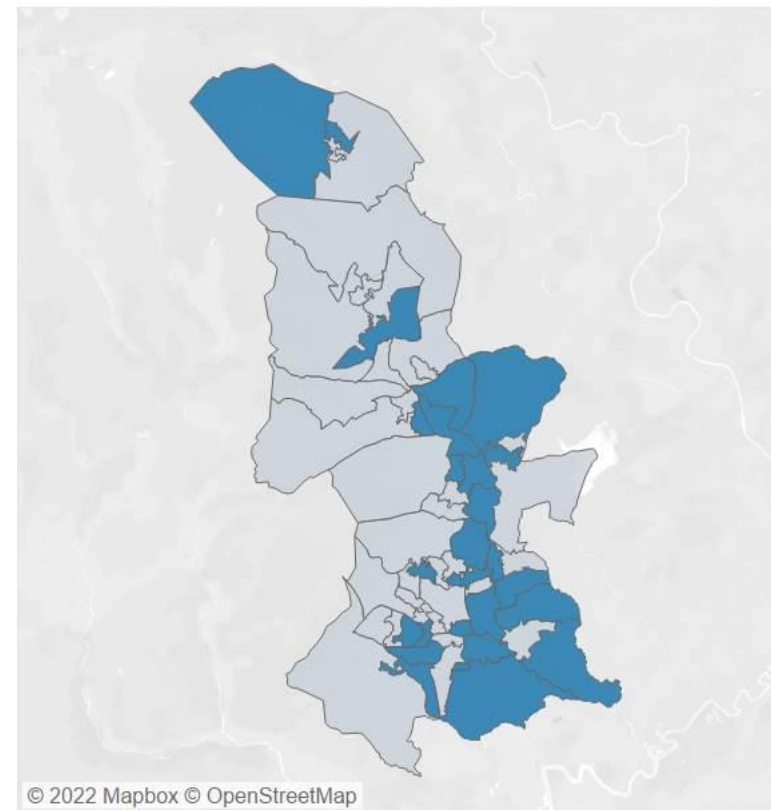
Figure 73 shows the geographical distribution of registered Full Day Care settings who completed the SASS in Torfaen.

Figure 73 Full Day Care per LSOA and language type

LSOA Name	Type of Care	English	Welsh	Both
Abersychan 5	Full Day Care	1	0	0
Blaenavon 2	Full Day Care	1	0	0
Blaenavon 3	Full Day Care	1	0	0
Brynwern	Full Day Care	1	0	0
Coed Eva	Full Day Care	1	0	0
Croesyceiliog North 1	Full Day Care	1	0	0
Croesyceiliog South	Full Day Care	1	0	1
Fairwater (Torfaen) 1	Full Day Care	1	0	0
Fairwater (Torfaen) 2	Full Day Care	1	0	0
Llantarnam 1	Full Day Care	1	0	0
Llantarnam 2	Full Day Care*	1	0	0
Llantarnam 3	Full Day Care	1	0	0
Llanyrafon North	Full Day Care	1	0	0
Llanyrafon South 2	Full Day Care	1	0	0
New Inn 2	Full Day Care	1	0	0
New Inn 4	Full Day Care	2	0	0
Panteg 1	Full Day Care	1	0	0
Panteg 2	Full Day Care	1	0	0
Panteg 4	Full Day Care	1	0	0
Pontnewydd 2	Full Day Care	1	0	0

Figure 74 Full Day Care distribution (in dark blue) per LSOA

Day Care: Full Day Care settings in Torfaen



Pontnewydd 3	Full Day Care	1	1	0
Pontypool	Full Day Care	3	1	0
St. Cadocs and Penygarn	Full Day Care	1	0	0
St. Dials 2	Full Day Care	1	0	0
Two Locks 4	Full Day Care	1	0	0
Upper Cwmbran 3	Full Day Care	2	0	0
Totals		30	2	1

\*Please note that 1 full day care settings in the Llantarnam 2 area (84 registered places has wrongly been identified in the SASS data as a Torfaen setting. This setting borders on Newport Local Authority).

### Number of registered childcare places available – Full Day Care

Information from the SASS reveals that there is a total of 1421 registered childcare places across Torfaen for children aged 0 - 12 years old.

Figure 75 shows the number of all registered childcare places provided by Full Day Care who completed the SASS data, per LSOA area and main language preference.

Figure 75

LSOA Name	Total number of places	Total number of places English	Total number of places Welsh	Total number of places Both
Abersychan 5	19	19		
Blaenavon 2	30	30		
Blaenavon 3	65	65		
Brynwern	19	19		
Coed Eva	24	24		
Croesyceiliog North 1	60	60		

Croesyceiliog South	58	19		39
Fairwater (Torfaen) 1	50	50		
Fairwater (Torfaen) 2	36	36		
Llantarnam 1	42	42		
Llantarnam 2	84*	84*		
Llantarnam 3	42	42		
Llanyrafon North	26	26		
Llanyrafon South 2	95	95		
New Inn 2	19	19		
New Inn 4	116	116		
Panteg 1	19	19		
Panteg 2	75	75		
Panteg 4	41	41		
Pontnewydd 2	19	19		
Pontnewydd 3	116	30	86	
Pontypool	152	133	19	
St. Cadocs and Penygarn	24	24		
St. Dials 2	72	72		
Two Locks 4	74	74		
Upper Cwmbran 3	44	44		
Totals	1421*	1277	105	39

\*Please note that 1 full day care settings in the Llantarnam 2 area (84 registered places has wrongly been identified in the SASS data as a Torfaen setting. This setting borders on Newport Local Authority).

LSOA areas with the highest number of total places are;

- Pontypool (152 places registered with CIW);

- New Inn 4 and Pontnewydd 3 (116 places registered with CIW);
- Llanyrafon South 2 (95 places registered with CIW);)

LSOA areas with the lowest number of total places are;

- Abersychan 5, Brynwern, New Inn 2 and Pontnewydd 2, Panteg 1 (Each have 19 places registered with CIW);
- (19 places registered with CWI);

Figure 76

Number of registered places by LSOA - Full Day Care

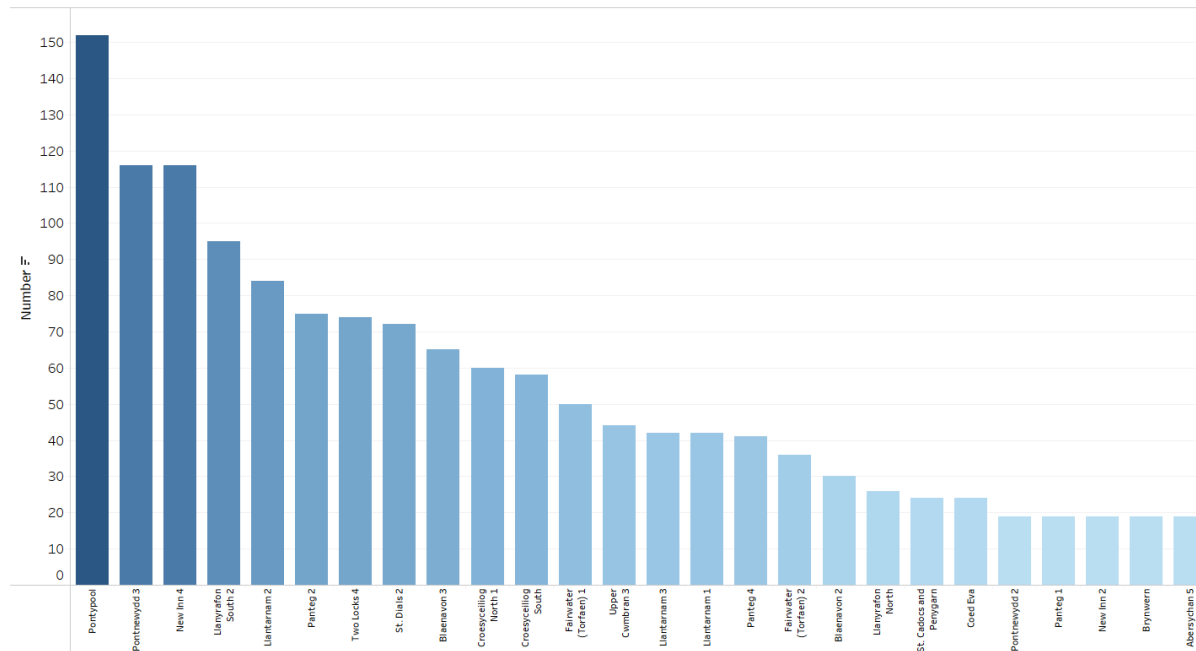


Figure 77 shows the number of registered places in full day care settings per main language

Figure 77

Number of registered places by Main language type and LSOA - Full Day Care

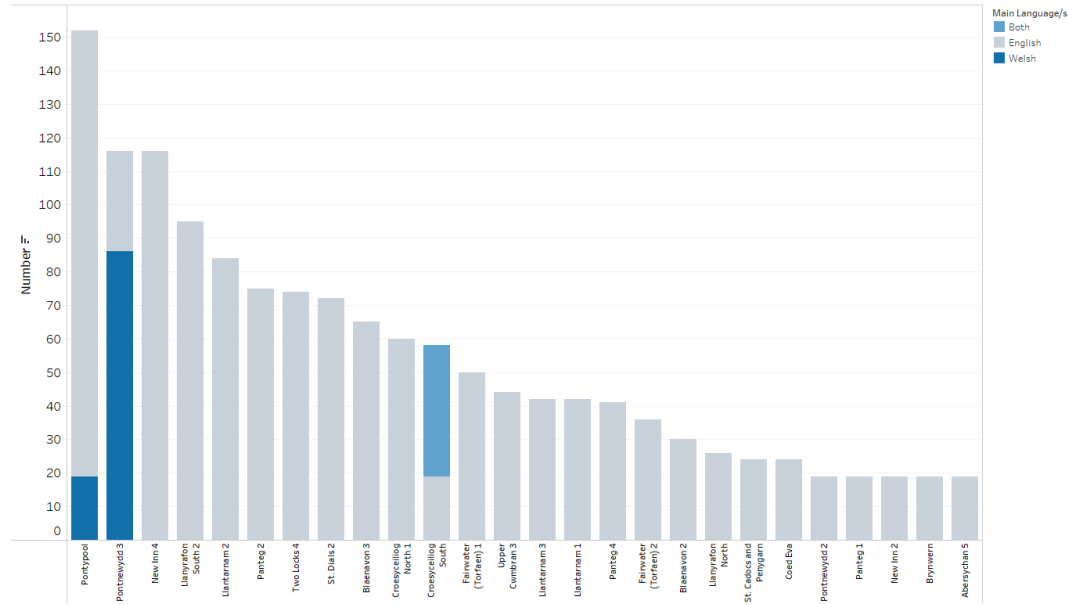


Figure 77 shows that the majority of Welsh Medium childcare places are in the Pontnewydd 3 LSOA area. There are 19 Welsh Medium places in the Pontypool area and data from the SASS identifies 39 bilingual places available in the Croesyceiliog South 2 LSOA area, despite local knowledge and data held within the Family Information Service identifying no bilingual provision in this area.

Data from the SASS indicates that during term time there are 1421 registered places available, this reduces to 1,119 registered places during the school holidays (13 full day care settings who responded to the SASS only operate during term time therefore 302 registered places are unavailable during the school holidays).

20 out of 33 registered Full Day Care settings who completed the SASS reported that they provide care during both term time and school holidays.



Figure 78 shows the number of Full Day Care settings available to provide care during these periods. Figure 79 shows the average number of days opened during these periods

Figure 78

Holiday period	Number of Full Day Care settings providing care
Christmas	16
February half term	20
Easter	20
May	20
October	20
Summer	20

Figure: 79 Full Day Care: holidays – holiday days open (Bracketed number denotes the number of settings open for that number of days)

School holiday period	Minimum no. of days open	Maximum no. of days open	Average no. of days open	No of full day care settings open
Summer	5 (5)	35 (3)	24	20
October half term	3 (1)	5 (19)	5	20
Christmas	4 (3)	10 (1)	6	16
Feb half term	3 (1)	5 (19)	5	20
Easter	5 (7)	10 (2)	7	20
May half term	3 (2)	5 (14)	5	20

Figure 80

LSOA Name	No of places available Christmas over 5	No of places available February half term	No of places available Easter	No of places available May half term	No of places available October	No of places available Summer holidays
Abersychan 5						
Blaenavon 2						
Blaenavon 3	65	65.	65.	65.	65	65
Brynwern						
Coed Eva						
Croesyceiliog North 1	60	60	60	60	60	60
Croesyceiliog South	39	39	39	39	39	39
Fairwater (Torfaen) 1	50	50	50	50	50	50
Fairwater (Torfaen) 2						
Llantarnam 1	42	42	42	42	42	42
Llantarnam 2	84	84	84	84	84	84
Llantarnam 3	42	42	42	42	42	42
Llanyrafon North						
Llanyrafon South 2	95	95	95	95	95	95
New Inn 2						
New Inn 4	51 (1)	116 (2)	116 (2)	116 (2)	116 (2)	116 (2)
Panteg 1						
Panteg 2	75	75	75	75	75	75
Panteg 4	41	41	41	41	41	41
Pontnewydd 2		19	19	19	19	19
Pontnewydd 3	86	86	86	86	86	86
Pontypool	101 (2)	133 (3)	133 (3)	133 (3)	133 (3)	133 (3)
St. Cadocs and Penygarn						
St. Dials 2	72	72	72	72	72	72
Two Locks 4	74	74	74	74	74	74
Upper Cwmbran 3		26	26	26	26	26
Totals	977	1119	1119	1119	1119	1119

Figure 80 shows the number of places available per LSOA during each school holiday period.

During the school holidays there are;

- 977 registered places are available over 16 settings during the Christmas holidays
- 1119 registered places are available over 20 during February Half Term
- 1119 registered places are available over 20 full day care settings during Easter
- 1119 registered places are available over 20 full day care settings during May Half Term
- 1119 registered places are available over 20 full day care settings during October Half Term
- 1119 registered places are available over 20 full day care settings during Summer holidays

The number of Welsh places available in school holidays is reduced due to one of the two settings offering Welsh medium places, operates term only therefore there are;

Data from the SASS reveals that there are a total of 39 registered places available in both English and Welsh in the Croesyceiliog South 2 area. Local knowledge and data from DEWIS indicate there are no bilingual places in this area. Therefore, identifying inaccuracies in the SASS data.

Figure 81 Children Attending Childcare - Full Day Care

Full day care	Number of children
Under 1	62
1 year	299
2 years	580
3 years	518
4 years	409
5 - 7 years	101
8 - 11 years	74
12 to 14	0
15 to 17	0
Totals	2043

Number of children on books by age - Childrens Day Care: Full Day Care

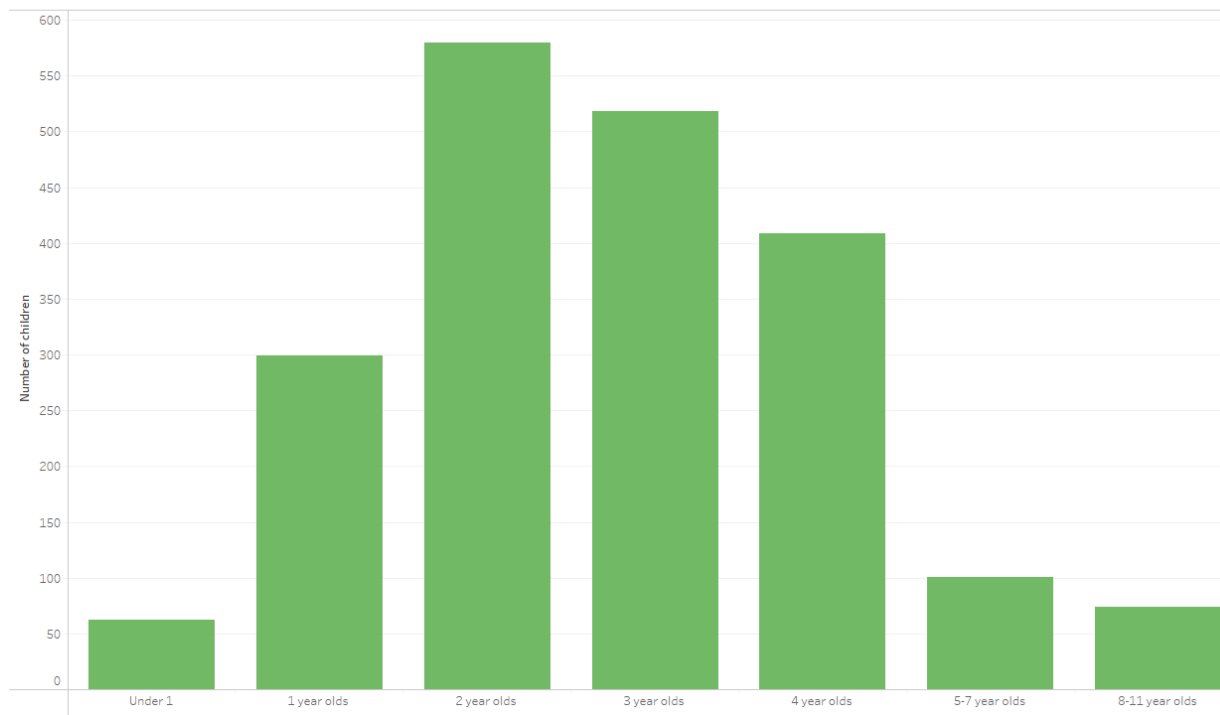


Figure 81 shows there a total of 2043 children accessing a registered childcare places at Full Day Care settings (increase in 781 children since 2017 CSA). The majority of children accessing a place with a registered Full Day Care setting are 2 years old. 941 children attending Full Day Care settings are under nursery school age.

Number and type of child places filled (full time, part time, ad-hoc)

Figure 82 the number of children attending Full Day Care settings

Full time	387
Part time	1593
Ad Hoc	63
Totals	2043

Only 387 of children are accessing a full time place with Full Day Care settings in Torfaen, compared to 1593 who are accessing a part time place.

Figure 83 shows the number of children attending Full time, part time an Ad hoc per LSOA

Figure 83

LSOA Name	Full time	Part time	Ad Hoc	Totals on books
Abersychan 5	5	7	0	12
Blaenavon 2	28	8	0	36
Blaenavon 3	3	92	3	98
Brynwern	5	10		15
Coed Eva		51		51
Croesyceiliog North 1	11	62		73
Croesyceiliog South	11	71		82
Fairwater (Torfaen) 1	12	47		59
Fairwater (Torfaen) 2		44		44
Llantarnam 1	4	79	14	97
Llantarnam 2	3	31	15	49
Llantarnam 3	10	49	8	67

Llanyrafon North	22	2		24
Llanyrafon South 2	42	149	10	201
New Inn 2		27		27
New Inn 4	12	187		199
Panteg 1		21		21
Panteg 2	3	106		109
Panteg 4	37	66		103
Pontnewydd 2	10	17	3	30
Pontnewydd 3	28	94	1	123
Pontypool	74	176		250
St. Cadocs and Penygarn		32		32
St. Dials 2	12	88		1000
Two Locks 4	14	56	5	75
Upper Cwmbran3	41	21	4	66
Total	387	1593	63	2043

### Waiting lists

Figure 84 shows the number of children waiting for an immediate childcare place with Full Day Care settings who completed the SASS.

Figure 84

Service	Children waiting for an immediate place
After school	6 (2)
Before School	10 (3)
Early Education Placement	6 (2)
Evenings after 6pm	0

Full daycare/Full day nursery	36 (7)
Half Day Care AM / Half Day Nursery AM	10 (3)
Half Day Care PM / Half Day Nursery PM	15 (4)
Weekends	0
Afternoons	0
Creche	0
Lunch	0
Mornings	0
Overnight	0
Playscheme sessions	0
Playgroup or Cylch Meithrin AM	10 (2)
Playgroup or Cylch Meithrin PM	2 (1)

A total of 95 children are currently waiting for a place within Full Day Care with the majority of children waiting for a place within Full Day Care / Full Day Nursery

Figure 85 shows the number of children waiting for an immediate place, per provider type and LSOA area. Please note that only the types of care with waiting lists are detailed in the below figure.

Figure 85 number of children waiting for an immediate place

LSOA Name	After School	Before School	Early Education Placement	Full Day Care / Full Day Nursery	Half Day Care AM / Half Day Nursery AM	Half Day Care PM / Half Day Nursery PM	Playgroup/ Meithrin AM	Playgroup/ Meithrin PM	Totals
Blaenavon 2							6		6
Blaenavon 3								2	2
Llantarnam 1				3	3	4			10
Llantarnam 3		1							1
Llanyrafon South 2	2		3	4					9
New Inn 4	4	4		11 (2)	5	5			29
Panteg 4		5	3	6	2	1			17
Pontnewydd 3						5	4		9
Pontypool				12(2)					12
Totals	6	10	6	36	10	15	10	2	95

The number of children waiting for a place within Full Day Care settings is greater in the New Inn 4 area. However due to the nature of the data and multiple selections, the number of children identified as requiring an immediate place could be counted more than once.

There are 36 children waiting for an immediate childcare place in Full Day Care / Full Day Nursery, with the majority of places being identified within the Pontypool (over 2 settings) and New Inn 4 (over 2 settings) areas.



Data from the SASS also indicates there are waiting lists for children attending Full Day Care settings during the school holidays.

- 15 children (6 Llanyrafon South, 3 Pontypool and 6 in the Llantarnam 2 areas) are waiting for a place during the Summer holidays
- 6 children (Llantarnam 2) are waiting for a place during October half term
- 6 children (Llantarnam 2) are waiting for a place during Christmas holidays
- 6 children (Llantarnam 2) are waiting for a place during February half term
- 6 children (Llantarnam 2) are waiting for a place during Easter holidays
- 6 children (Llantarnam 2) are waiting for a place during May half term

Please note the 6 children waiting for a childcare place in the Llantarnam 2 area are identified with the same provider.

### Vacancies

Figure 86 shows the number of vacancies per provisions type with Full Day Care in Torfaen. Please note that the below figure only details providers who have indicated vacancies at their provision.

Figure 86

LSOA Name	After School	Before School	Early Education Placement	Full Day Care / Full Day Nursery	Half Day Care AM / Half Day Nursery AM	Half Day Care PM / Half Day Nursery PM	Lunch	Playgroup/ Meithrin AM	Playgroup/ Meithrin PM	Totals
Abersychan 5		18	15		12	12	11	12	12	92
Blaenavon 2	8	8	4				4			24
Blaenavon 3	4	6	4	4	1	2		4		25
Brynwern	13		10							23

Croesyceiliog North 1				15	14	14				43
Croesyceiliog South	19	3	19	4	13	17		3	6	84
Fairwater 1				10	11	16				37
Fairwater 2							7			7
Llantarnam 1	1									1
Llantarnam 2				8	8	10				26
Llantarnam 3	3									3
Llanyrafon North			2				2			4
Llanyrafon South 2		24			25	12				61
New Inn 2			30				7	21	50	108
New Inn 4			1							1
Panteg 1			34				43	27	27	131
Panteg 2	2		4	4	8	7				25
Panteg 4										0
Pontnewydd 2	8		6	10						24
Pontnewydd 3			42		5	3	3			53
Pontypool		29(2)	12	4	23 (3)	26(3)	14(2)	4	4	24
St Cadocs and Penygarn			4					8	8	20
St.Dials 2				22						22
Two Locks 4	6	9	4	20	20	20				79
Upper Cwmbran 3							2	2	1	5
Totals	64	97	191	101	140	139	93	81	108	

- The highest number of vacancies with Full Day Care settings are for half day care/ half day nursery AM in the Llanyrafon South 2, Pontypool and Two Locks 4 areas
- The highest number of vacancies with Full Day Care settings are for Early Education Placement are Pontnewydd 3, and Panteg 1 areas. Please note that only 15 Full Day Care settings are approved to receive Local Authority Funding for Early Education placements, however misinterpretation of the question on the SASS data could indicate that 23 Full Day Care settings are delivering services based on early education (foundation phase). Thus, whilst not receiving funding they could be delivering services that mimic that of the foundation phase.
- The highest number of vacancies for Full Day Care provision at Full Day Care settings are in the St.Dials 2 and Two Locks 4 areas.
- The highest number of vacancies for both Half Day AM and Half Day PM provision at Full Day Care are in the Pontypool and Two Locks 4 areas
- The highest number of vacancies for both Playgroup/Meithrin Am and Playgroup/Meithrin PM at Full Day Care are in the New Inn 2 and Panteg 1 areas
- The highest number of vacancies for After School provision at Full Day Care settings is in the Croesyceiliog South area
- The highest number of vacancies for Before School provision at Full Day Care settings is in the Llanyrafon South 2 and Pontypool areas

It could be considered that out of the highest number of children waiting for an immediate place in Full Day Care, there are low vacancies in the Pontypool area, and no reported vacancies in the New Inn 4 areas. Therefore, this could indicate a potential gap in provision.

### Types of services offered by language preference

Main Language spoken	No of Full Day Care settings
English	30
Welsh	2
English and Welsh (both)	1

91% of full day settings who responded to the SASS offer Full Day Care where the main language is spoken in English.

There is currently no registered Full Day Care within the Blaenavon area who exclusively provide care through the medium of Welsh. There is only 1 Welsh medium Full Day Care setting open throughout the year in the Cwmbran area (Pontnewydd 3), the other Welsh Medium Full Day care setting is located in Pontypool (Pontypool LSOA) and operates term time only.

There are a total 1277 childcare places between 30 registered Full Day Care settings who provide care within an English environment.

Data from the SASS indicates that there is only 1 registered Full Day Care setting (39 registered places) in the Croesyceiliog South LSOA area that provides care in both English and Welsh.

Since 2017 CSA the bilingual setting identified in the Panteg 4 (Pontypool), has now been identified as English Medium. Therefore, there is a loss of 41 registered Bilingual places. Local knowledge and data held on DEWIS Cymru, identifies no bilingual childcare places in full day care in Croesyceiliog South area, therefore the submission of information submitted in the SASS data maybe unreliable.

Figure 87 shows the number of children attending a full time, part time and ad hoc through both English, Welsh and Both per LSOA area

Figure 87 no of children on the books through English, Welsh and Both, LSOA

LSOA Name	English				Welsh				Both		
	Full-time basis	Part-time basis	Ad hoc basis	Total on books	Full-time basis	Part-time basis	Ad hoc basis	Total on books	Full-time basis	Part-time basis	Total on books
Abersychan 5	5	7		12							
Blaenavon 2	28	8		36							
Blaenavon 3	3	92	3	98							
Brynwern	5	10		15							
Coed Eva		51		51							
Croesyceiliog North 1	11	62		73							
Croesyceiliog South	1	38		39					10	33	43
Fairwater (Torfaen) 1	12	47		59							
Fairwater (Torfaen) 2		44		44							
Llantarnam 1	4	79	14	97							
Llantarnam 2	3	31	15	49							
Llantarnam 3	10	49	8	67							
Llanyrafon North	22	2		24							
Llanyrafon South 2	42	149	10	201							
New Inn 2		27		27							
New Inn 4	12	187		199							
Panteg 1		21		21							
Panteg 2	3	106		109							
Panteg 4	37	66		103							
Pontnewydd 2	10	17	3	30							
Pontnewydd 3	3	18		21	25	76	1	102			
Pontypool	64	161		225	10	15		25			
St. Cadocs and Penygarn		32		32							
St. Dials 2	12	88		100							
Two Locks 4	14	56	5	75							
Upper Cwmbran 3	41	21	4	66							
<b>Grand Total</b>	<b>342</b>	<b>1,469</b>	<b>62</b>	<b>1,873</b>	<b>35</b>	<b>91</b>	<b>1</b>	<b>127</b>	<b>10</b>	<b>33</b>	<b>43</b>

Figure 87 shows that the majority of places attended in Full Day Care settings are part time.

## Welsh Language Active Offer

The Welsh Language Active Offer is a service that is provided in Welsh without someone having to ask for it.

*'It is the responsibility of everyone who provides care services for people and their families across Wales to deliver the 'Active offer'. (<https://careinspectorate.wales/more-just-words-action-plan-welsh-language-health-social-services-and-social-careom> )*

5 full day care settings who responded to the SASS provides the Welsh Active Offer (total of 218 registered places in the Croesyceiliog South (19), Pontypool (19), Pontnewydd 2 (19) Pontnewydd 3 (86) and Panteg 2 (75) LSOA areas.

A further 11 settings is working towards providing this (total 439 registered places) in the Llanyrafon South 2 (95), New Inn 4 (65) Pontypool (104 places over 3 settings), New Inn 2 (19), Pontnewydd 2 (19), Panteg 2 (75), Abersychan (19), St.Cadocs and Penygarn (24), Brynwern(19) LSOA areas.

Please note that some Full Day Care settings working towards the Active Offer, also identified themselves as providing the active Offer, therefore the data has been duplicated.

## Other Language used at provision – full day care

Figure 88 shows that 10 Full Day Care settings also use Welsh within their setting. The use of bilingual elements within the service provision is significantly lower than those reported in the 2017 CSA and the data recorded on DEWIS. Therefore, it can be assumed that interpretation of this question in the SASS data may have varied amongst the sector as local knowledge and data held on DEWIS indicates there are no longer any bilingual provision in Torfaen.

Figure 88

Other languages used in the provision	No of Full Day Care
English	1
Welsh	10
Blanks	22

## Range of charges – Fees per age

Average childcare costs are calculated on 33 responses from the SASS data and per age range of children attending.

Please note the following data includes the highest, lowest, and mode costs. Therefore, not all costs are detailed in the following tables but have been incorporated into the average costs per age category. Please note not all 33 full day care settings provided information on costs. Therefore, the average should be treated with caution when making any decisions at a strategic level.

Please note there are also significant variations in amounts charged between the Full Day Care settings. Some full day care settings are open significantly lower (e.g. Playgroups / Cylchoedd Meithrin compared to Day Nurseries who are all registered as Full Day Care), therefore this will be reflected in the huge variation of charges.

18 out of 33 registered Full Day Care settings who responded to the SASS offer discounts for siblings, it is not possible to determine at which age range these discounts are most common.

Figure 89 Fees for children under 1 year old – Full Day Care

Under 1	Amount Charged per Hour	Amount Charged per Session	Amount Charged per Day	Amount Charged per Week	Amount Charged per Term
Highest	£6.00	£47.50 (1)	£58.00	£241.50	-
Lowest	£6.00	£23.00 (2)	£37.00	£145.00	-
Total number of respondents	1	14	13	6	-
Mode	£6.00	£23.00	£48.00	£193.00	-
Average	£6.00	£31.94	£44.84	£188.88	-

Figure 89 shows that

- Average hourly costs with a Full Day Care setting for under 1 year old children is £6.00
- Average costs per session care for under 1 year old children is £31.94
- Average costs for full day care for under 1 year old children is £44.84
- Average costs per week for under 1 year old children is £188.88
- There are no average costs for per time.

Figure 90 Fees for 1 year old children - Full Day Care

1 year olds	Amount Charged per Hour	Amount Charged per Session	Amount Charged per Day	Amount Charged per Week	Amount Charged per Term
Highest	£6.00	£49.00 (1)	£58.00 (1)	£241.50	-
Lowest	£6.00	£23.00 (2)	£37.00 (1)	£41.75	-
Total number of respondents	1	17	15	7	-
Mode	£6.00	£23.00 & £25.00	£48.00	£182.50	-
Average	£6.00	£32.21	£44.49	£168.48	-

Figure 90 shows that

- Average hourly costs with a Full Day Care setting for 1 year old children is £6.00
- Average costs per session care for 1 year old children is £32.21
- Average costs for full day care for 1 year old children is £44.49
- Average costs per week for 1 year old children 1 is £168.48
- There are no average costs for per time.

Figure 91 Fees for 2 year old children - Full Day care

2 year olds	Amount Charged per Hour	Amount Charged per Session	Amount Charged per Day	Amount Charged per Week	Amount Charged per Term
Highest	£5.00	£47.50 (1)	£58.00 (1)	£241.50 (1)	-
Lowest	£4.50	£4.00 (1)	£18.00 (1)	£145.00 (1)	-
Total number of respondents	2	26	18	7	-
Mode	-	£10.00	£48.00	£182.50 & £193.00	-
Average	£4.75	£22.62	£40.80	£188.04	-

Figure 91 shows that

- Average hourly costs with Full Day Care for 2 year old children is £4.75



- Average costs per session for 2 year old children is £22.62
- Average costs for full day care for 2 year old children is £40.80
- Average costs per week for 2 year old children is £188.04
- There are no average costs for per term

Figure 92 Fees for 3 year old children- Full Day Care

3 year olds	Amount Charged per Hour	Amount Charged per Session	Amount Charged per Day	Amount Charged per Week	Amount Charged per Term
Highest	£5.00 (2)	£49.00(1)	£48.75 (1)	£193.50	-
Lowest	£4.50	£8.50 (1)	£18.00 (2)	£145.00	-
Total number of respondents	3	28	19	6	-
Mode	£5.00	£9.00 & £10.00	£39.00	£182.50 & £193.00	-
Average	£4.83	£22.82	£38.11	£179.13	-

Figure 92 shows that

- Average hourly costs with Full Day Care for 3 year old children is £4.83
- Average costs per session for 3 year old children is £22.82
- Average costs for full day care for 3 year old children is £38.11
- Average costs per week for 3 year old children is £179.13
- There are no average costs for per term

Figure 93 Fees for 4 year olds – Full Day Care

4 year olds	Amount Charged per Hour	Amount Charged per Session	Amount Charged per Day	Amount Charged per Week	Amount Charged per Term
Highest	£5.00	£9.00 (1)	£48.75 (1)	£193.60 (1)	-
Lowest	£5.00	£5.25 (1)	£15.00 (1)	£178.75 (1)	-
Total number of respondents	1	27	18	5	-
Mode	£5.00	£10.00	£39.00	-	-
Average	£5.00	£21.26	£38.03	£185.97	-

Figure 93 shows that

- Average hourly costs with Full Day Care for 4-year-old children is £5.00
- Average costs for full day care for 4-year-old children £38.03
- Average costs per session for 4-year-old children is £21.26
- Average costs per week for 4-year-old children is £185.97
- There are no average costs for per term

Figure 94 Fees for 5 – 7year olds – Full Day Care

5 7 year olds	Amount Charged per Hour	Amount Charged per Session	Amount Charged per Day	Amount Charged per Week	Amount Charged per Term
Highest	£10.00 (1)	£45.00 (1)	£40.00 (1)	£182.00	-
Lowest	£5.00 (1)	£10.00 (2)	£18.00 (1)	£182.00	-
Total number of respondents	2	11	5	1	-
Mode	➤	£10.00	-	£182.00	-
Average	£7.50	£16.11	£31.60	£182.00	-

Figure 94 shows that

- Average hourly costs for with Full Day Care for 5- 7-year-old children is £7.50
- Average costs for full day care for 5-7 -year-old children is £31.60
- Average costs per session for 5- 7-year-old children is £16.11
- Average costs per week for 5- 7-year-old children is £182.00
- There are no average costs per term

Figure 95 Fees for 8-11 year olds – Full Day Care

8 11 year olds	Amount Charged per Hour	Amount Charged per Session	Amount Charged per Day	Amount Charged per Week	Amount Charged per Term
Highest	£5.00	£14,00 (1)	£35.00 (1)	-	-
Lowest	£5.00	£10.00 (2)	£18.00 (1)	-	-
Total number of respondents	1	7	5	-	-
Mode	£5.00	£10.00	£33.00	-	-
Average	£5.00	£11.74	£30.30	-	-

Figure 95 shows that

- Average hourly costs with Full Day Care for children aged between 8-11 years is £5.00
- Average costs for full day care for children aged between 8 -11 years is £30.30
- Average costs per session for children aged between 8 – 11 years is £11.74
- There are no average costs for per week and per term

There are no fees recorded for children aged 12 -14 and 15 – 17 years of age.

Figures 96 and 97 show the average costs per hour and day for Full Day Care Settings

Figure 96

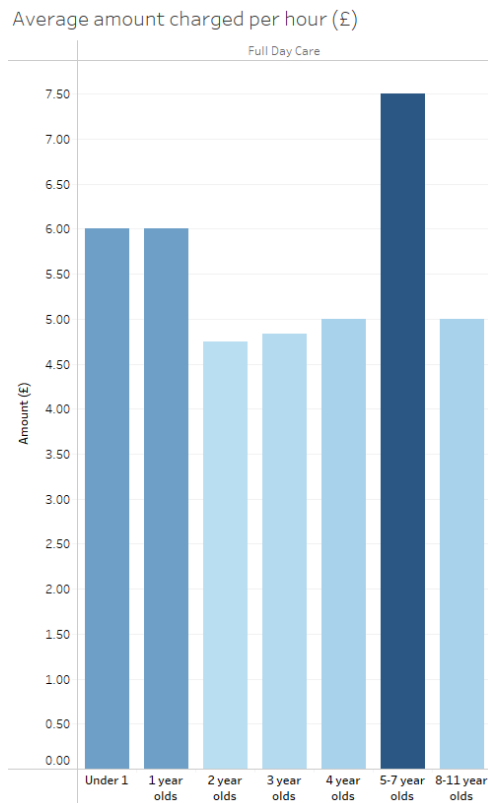
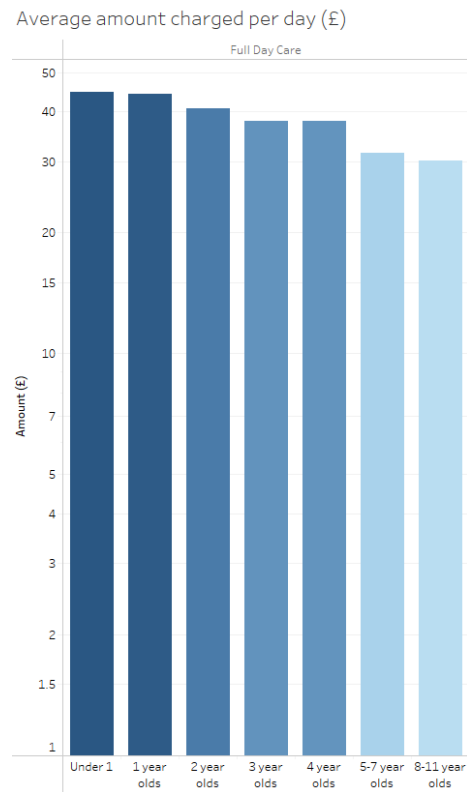


Figure 97



The hourly rate for children aged 5-7 significantly spikes higher than other ages groups, this could be reflected in services used for out of school childcare. The number of hours attended are lower than Full Day Care therefore the prices are inflated.

Local data on DEWIS only captures the costs of childcare provisions therefore it is only possible to compare the data extracted from Day Nurseries who would be considered operating Full Day Care hours between 8am – 18pm. Data submitted in the SASS included a number of settings who do not operate during these hours, but their registration is classified as full day care.

Figure 98 shows the average cost for Day Nursery service that is held on DEWIS Cymru (snapshot January 2021 based on 17 day nurseries who detail their fees\*).

Figure 98 DEWIS average costs - Day Nursery

Full Day Care Day Nursery	Highest	Lowest	Average
Hourly	£23.30	£5.00	£9.05
Day	£49.00	£34.00	£42.12
Half Day / Session	£34.50	£21.00	£25.67
Weekly	£220.50	£160.00	£180.79

Figure 99 SASS average costs for all ages – Full Day Care

Full Day Care	Highest	Lowest	Average
Hourly	£10.00	£4.50	£5.50
Day	£58.00	£15.00	£31.89
Half Day / Session	£49.00	£4.00	£23.50
Weekly	£241.50	£41.75	£181.73

Data held on DEWIS indicates a higher hourly rate and full day rate as detailed per a number of age groups identified in the SASS data. However, charges for both half day / weekly from both sets of data are similar.

Therefore, it can be assumed that discrepancies in the SASS data cannot provide an accurate hourly and day care rate. Further investigation into the information held on DEWIS will also need to be reviewed to ensure the information is as up to date as possible.

### ALN/SEN provision – Full Day Care

Figure 100 shows the number of children who have special educational needs or a disability accessing registered Full Day Care settings as provided by the SASS data. Please note that figure may be greater than specified. The below data has been distributed as per the three main areas of Torfaen to protect anonymity of the children attending.

Figure 100 No. of children with ALN/SEN accessing a childcare place - Full Day Dare - children who have been formally identified as having learning difficulties or disabilities

Geographical Distribution	Total Number of Children with Special Educational Needs or Disability				
	Welsh	Welsh & English	English & some bilingual elements	English	Other
Blaenavon	-	-	-	<5	-
Cwmbran	<5	-	10	30	-
Pontypool	<5	-	7	21	-
TOTAL	6	-	17	55	-

Figure 100 shows there are 78 children accessing a childcare place within registered Full Day Care settings.

Figure 101 no of full day care settings able to provide support for ALN/SEN children

Full Day Care ALN	No of Full Day Care settings with a designated person who makes arrangements for ALN/SEN provision for children	No of Full Day Care settings with additional/specialist training in supporting children with ALN/SEN	No of Full Day Care settings aware of the Additional Learning Needs Code	No of Full Day Care settings who make referrals to and/or liaise with the LA in relation to provision/support for children with ALN/SEN?
Totals	33	26	32	33

Figure 101 shows that all registered Full Day Care settings who responded to the SASS in Torfaen have a designated person to make arrangements for children with ALN/SEN.

79% of Full Day Care settings are also identified as attending additional/specialist training in supporting children with ALN/SEN.

97% of the Full Day Care settings who responded to the SASS data are aware of the Additional Learning Needs Code and 100% are identified as making referrals to and/or liaise with the LA in relation to support for children with ALN/SEN.

Figure 102 shows the number of Full Day Care settings geographically with a designated person who makes arrangements for ALN/SEN provision for children

Figure 102 geographical distribution of childminders with a designated person

LSOA Name	Total number of places	Total number of places English	Total number of places Welsh	Total number of places Both
Abersychan 5	19	19		
Blaenavon 2	30	30		
Blaenavon 3	65	65		
Brynwern	19	19		
Coed Eva	24	24		
Croesyceiliog North 1	60	60		
Croesyceiliog South	58	19		39
Fairwater (Torfaen) 1	50	50		
Fairwater (Torfaen) 2	36	36		
Llantarnam 1	42	42		
Llantarnam 2	84	84		
Llantarnam 3	42	42		
Llanyrafon North	26	26		

Llanyrafon South 2	95	95		
New Inn 2	19	19		
New Inn 4	116	116		
Panteg 1	19	19		
Panteg 2	75	75		
Panteg 4	41	41		
Pontnewydd 2	19	19		
Pontnewydd 3	116	30	86	
Pontypool	152	133	19	
St. Cadocs and Penygarn	24	24		
St. Dials 2	72	72		
Two Locks 4	74	74		
Upper Cwmbran 3	44	44		
Totals	1423	1277	105	39

Please note despite all 33 settings being identified as having designated person who makes arrangements for ALN/SEN provision for children, the total number of places available for children with ALN/SEN is not listed within the SASS. Therefore, reference can only be made by the number of registered places available.

Figure 103 shows the number of Full Day Care settings, per LSOA area, who support types of ALN/SEN detailed in the SASS.

Figure 103\_Types of ALN/SEN currently provided for / supported by the service – Full Day Care

LSOA	English				Welsh				Both			
	Cognition and Learning	Behaviour, emotional and social development	Communication and Interaction	Sensory and/or physical	Cognition and Learning	Behaviour, emotional and social development	Communication and Interaction	Sensory and/or physical	Cognition and Learning	Behaviour, emotional and social development	Communication and Interaction	Sensory and/or physical
Abersychan 5	1	1	1	1								
Blaenavon 2	1	1	1	1								
Blaenavon 3	1	1	1	1								
Brynwern	0	0	0	0								
Coed Eva	1	1	1	1								
Croesyceiliog North 1	1	1	1	1								
Croesyceiliog South	0	0	0	0	1	1	1	1				
Fairwater (Torfaen) 1	1	1	1	1								
Fairwater (Torfaen) 2	0	0	0	0	1	1	1	1				
Llantarnam 1	1	1	1	1								
Llantarnam 2	0	0	0	1								
Llantarnam 3	1	1	1	1								
Llanyrafon North	0	0	0	0								
Llanyrafon South 2	0	0	0	0					1	1	1	1
New Inn 2	1	1	1	1								
New Inn 4	1	1	2	2								
Panteg 1	0	0	0	0								
Panteg 2	0	1	1	1								
Panteg 4	1	1	1	1								
Pontnewydd 2	0	0	0	0								
Pontnewydd 3	2	2	2	1								
Pontypool	3	4	4	3								
St. Cadocs and Penygarn	1	1	1	1								
St. Dials 2	0	1	1	0								
Two Locks 4	1	1	1	1								



Upper Cwmbran 3	2	2	2	2															
--------------------	---	---	---	---	--	--	--	--	--	--	--	--	--	--	--	--	--	--	--

### Opening Hours – Term Time Full Day Care

Figure 104 shows the opening hours of registered Full Day Care settings who responded to the SASS data.

Figure 104

Torfaen Term Time	No of full day care settings open	Earliest opening time	Latest opening time	Earliest closing time	Latest closing time	Number of settings open before 8am	Number of settings open after 6pm
Monday	33	07:30	11:30	14:30	18:00	13	0
Tuesday	33	07:30	11:30	12:45	18:00	13	0
Wednesday	33	07:30	11:30	14:30	18:00	13	0
Thursday	33	07:30	11:30	14:45	18:00	13	0
Friday	33	07:30	11:30	14:30	18:00	13	0
Saturday	0	-	-	-	-	-	-
Sunday	0	-	-	-	-	-	-

Data from the SASS shows that 10 Full Day Care settings open from 07:30am – 18:00pm Monday – Friday during term time. The earliest start time is 07:30 am, with the latest time being recorded as 18:00pm. There are no Full Day Care settings open after 6pm in Torfaen. No registered Full Day Care settings who responded to the SASS work on weekends or overnight.

Figures 105 and 106 show the average opening and closing times of settings per weekday

Figure 105

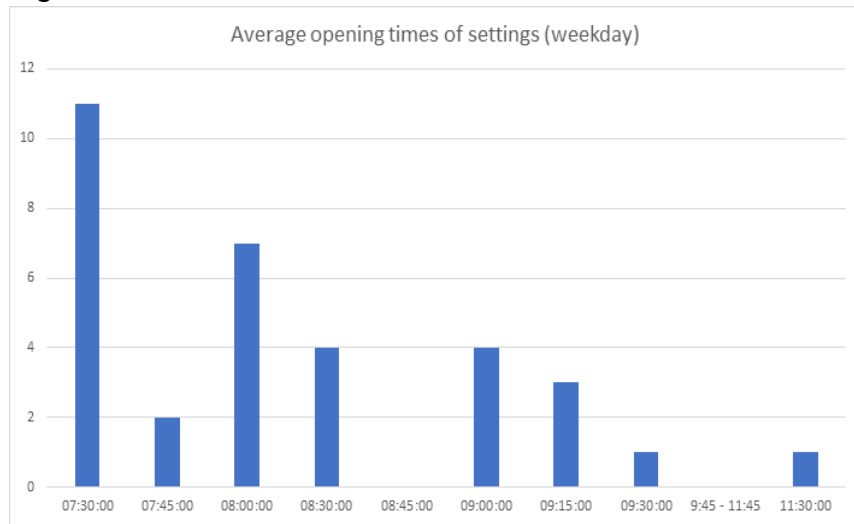


Figure 106

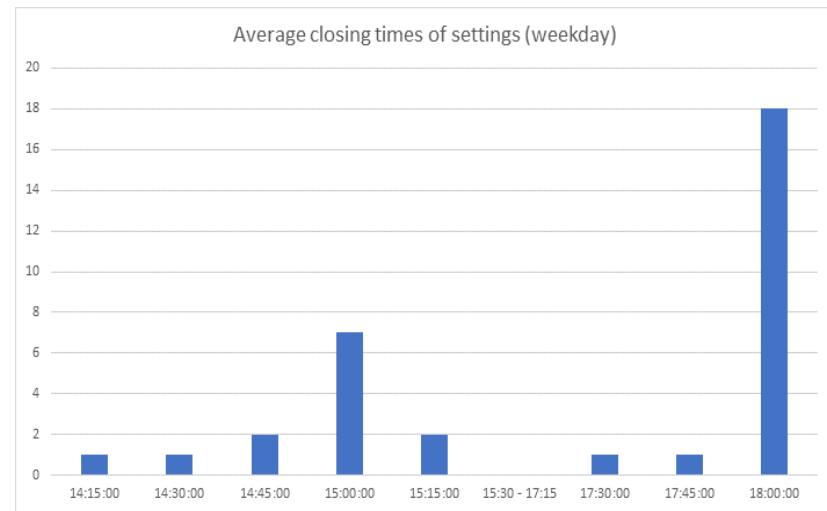


Figure 107 shows the average hours each setting is open by Town area. Town area has been used as there is insufficient data to use smaller LSOA area

Figure 107

Average time each setting is open on a weekday by Town

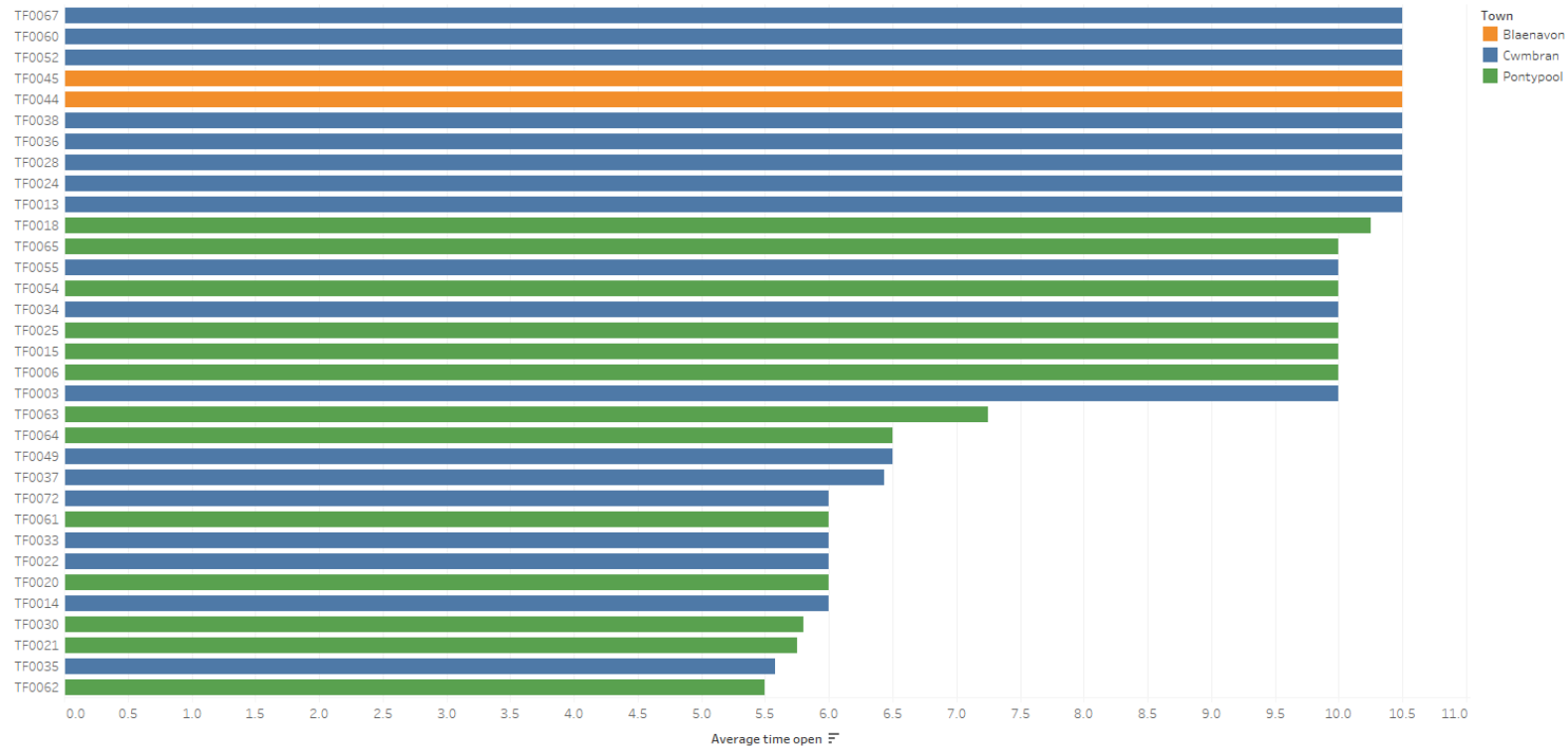


Figure 107 shows that on average the majority of Full Day Care settings that are open for longer are situated in the Cwmbran area.

### Childcare Offer for Wales

The Childcare Offer for Wales is a Welsh Government initiative and will provide eligible working parents with 30 hours of early education and childcare, for 3-4 year olds only.

Figure 108 shows that there are 32 registered Full Day Care settings who provide funding through the Childcare Offer for Wales for 3-4 year olds and 31 are currently being funded through the Offer.

Figure 108 Childcare Offer for Wales – Full Day Care

Childcare Offer for Wales	No. of Full Day Care settings
Providing the Childcare Offer	32
Receiving funding from Childcare Offer	31

### Flying Start

Figure 109 shows that 10 Full Day Care settings are approved to receive Flying Start funded places, only 1 setting solely provides these places.

Figure 109 Flying Start - Full Day Care

Flying Start	No. of Full Day Care settings
Received Funding to provide Flying Start Places	10

Provides Flying Start places only	1
-----------------------------------	---

Local Data held within the Family Information Service indicates that there are 15 Full Day Care settings are funded to provide Flying Start childcare places, and 2 of these only provide Flying Start places.

### Tax Free Childcare or Childcare Vouchers

Tax Free Childcare could help eligible working families save up to £500 every 3 months (up to £2,000 a year) for each of their children. This increases up to £1,000 every 3 months if a child is disabled (up to £4,000 a year).

Eligible families can claim Tax-Free Childcare at the same time as the Childcare Offer for Wales, providing they meet the criteria for both. Tax-Free childcare replaced Childcare Vouchers for new claimants during October 2018.

Childcare Vouchers all eligible families to take up to £55 a week their wages, where they do not pay tax or National Insurance on. If part of a couple, both parents can make this salary sacrifice to pay for registered childcare.

Figure 110 shows the number of Full Day Care settings with parents using Tax Free Childcare of Childcare Vouchers. Please note the number of children accessing these places are unavailable and it's not possible to distinguish between either Tax Free Childcare of Childcare Vouchers individually.

Figure 110 Full Day Care settings with parents using Tax Free Childcare or childcare vouchers.

With parents using Tax Free Childcare or childcare vouchers	
Yes	22
No	11

Figure 111 Full Day Care settings receiving funding to provide early years part time education

Receiving funding to provide early years part time education	
Yes	15
No	18

### 7.3 Supply of Childcare - Sessional Day Care

Torfaen County Borough Council sought to report on the analysis of childcare within Torfaen based on data supplied by CIW. Registered childcare providers were requested to complete a Self-Assessment of Service Statement (SASS) on behalf of CIW and the data was collected during June 2021. Torfaen County Borough has adhered to the requirements placed by Welsh Government, however the response rate from childcare providers was less than 90% and therefore the following analysis cannot be identified as a true indication of childcare within Torfaen. Reference will be made (where applicable) to demonstrate any abnormalities.

The analysis of Sessional Day Care is based on the SASS update.

Torfaen County Borough Council contacted exempted (unregistered) childcare provisions based on the SASS data, however no records were returned. Information compiled in this report is based on the registered childcare information submitted by the SASS and a comprehensive analysis of registered and unregistered childcare will be reported within the Action Plan. The following analysis was assisted by PSSU, compiled and reported by Torfaen Family Information Service.

#### Range of services provided

Figures 112 and 113 show the number of registered Sessional Care settings who completed the SASS and the services they offer

There are a total of 6 Sessional Day Care Settings in Torfaen.

Figure 112 Sessional Day Care Summary

<b>Number of Registered Settings</b>	6	Term time only	5
		Term time and holiday	1
		Holiday Only	0
		Christmas	0
		February half term	1
		Easter	1

	May	1
	Summer	1
	October	1
	Overnight	0
	Weekend	0
<b>Number of Registered Places</b>	105 (18 average children per childcare setting)	
<b>Number of children on books</b>	113 (average 19 children per childcare setting)	
<b>Number of children by attendance</b>	Full time	77
	Part time	36
	Ad hoc	0
<b>Main Language of setting</b>		
English		3
Welsh		3
Both		0
<b>Other language</b>		
English		1
Welsh		2
Welsh	Provide active offer	3
	Working towards active offer	5
<b>Number Providing Childcare Offer (Number Funded via Childcare Offer)</b>	4 2	
<b>Number Offering Tax Free Childcare or Vouchers</b>	3	

Data from the SASS shows that Sessional Day Care settings in Torfaen provide a range of services.



Figure 113

Service	No of Sessional Day Care
After school	0
Before School	0
Early Education Placement	2
Evenings after 6pm	0
Full daycare/Full day nursery	0
Half Day Care AM / Half Day Nursery AM	0
Half Day Care PM / Half Day Nursery PM	0
Weekends	0
Afternoons	4
Creche	0
Lunch	2
Mornings	6
Overnight	0
Playscheme sessions	0
Playgroup or Cylch Meithrin AM	0
Playgroup or Cylch Meithrin PM	0

Figure 113 shows that 100% all Sessional Day Care settings offer morning sessions, reducing to 67% for afternoons. Only 33% offer a lunch club facility.

No Sessional Day Care settings provide before and after school care, no settings operate after 6pm.

No Sessional Day Care settings who responded to the SAS are providing overnight or weekend care.

### Location

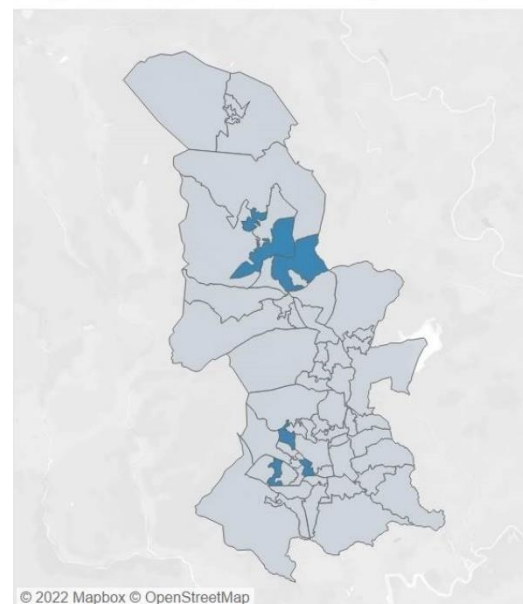
Figure 114 shows the geographical distribution of registered Sessional Day Care settings who completed the SASS in Torfaen.

Figure 114 Sessional Day Care per LSOA and main language type

LSOA Name	Type of Care	English	Welsh	Both
Abersychan 2	Sessional care	1		
Abersychan 5	Sessional care		1	
Fairwater (Torfaen) 3	Sessional care		1	
St. Dials 1	Sessional care		1	
Trevethin 2	Sessional care	1		
Upper Cwmbran 1	Sessional care	1		
Totals		3	3	

Figure 115 Sessional Day Care distribution (in dark blue) per LSOA

Day Care: Sessional Settings in Torfaen



## Number of registered childcare places available – Sessional Day Care

Information from the SASS reveals that there is a total of 105 registered childcare places across Torfaen for children aged 0–12 year olds.

Figure 116 shows the number of all registered childcare places provided by Sessional Day Care who completed the SASS data per LSOA area and main language preference.

Figure 116

LSOA Name	Total number of places	Total number of places English	Total number of places Welsh	Total number of places Both
Abersychan 2	20	20	-	-
Abersychan 5	20	-	20	-
Fairwater (Torfaen) 3	16	-	16	-
St. Dials 1	13	-	13	-
Trevethin 2	20	20	-	-
Upper Cwmbran 1	16	16	-	-
Totals	105	56	49	-

LSOA areas with the highest number of total places are;

- Abersychan 2, Abersychan 5 and Trevethin 2 (20 places registered with CIW each);

LSOA areas with the lowest number of total places are;

- St. Dials 1 (13 places registered with CWI);

Figure 116 (above table) shows that the majority of Welsh Medium place are situated in the Cwmbran area (Fairwater 3 and St, Dials 1) there are 20 registered places in Abersychan 5. There are no Welsh medium places in Blaenavon.

Data from the SASS indicates that during term time there are 105 registered places available, this reduces to 16 registered places during the school holidays (5 Sessional Day Care settings who responded to the SASS only operate during term time and only 1 also provides care during the holidays).

Figure 117 shows the only Sessional Day Care settings available to provide care during these periods. Figures 118 and 119 shows the number of days opened and number of registered places available per LSOA.

Figure 117

Holiday period	Number of Sessional Day Care settings providing care
Christmas	0
February half term	1
Easter	1
May	1
October	1
Summer	1

Figure: 118 sessional care : holidays – holiday days open

School holiday period	No. of days open	No of Sessional Day Care settings open
Summer	24	1
October half term	5	1
Christmas	0	0
Feb half term	5	1

Easter	4	1
May half term	5	1

Figure 119

LSOA Name	No of places available Christmas over 5	No of places available February half term	No of places available Easter	No of places available May half term	No of places available October	No of places available Summer holidays
Upper Cwmbran 1		16	16	16	16	16
Totals	0	16	16	16	16	16

Data from the SASS revealed that there are no Welsh Medium places available in Sessional Day Care during the school holidays. There are a total of 16 registered places available in English where the other language is specified as Welsh. This could be considered the use of some bilingual elements.

Figure 120 Children Attending Childcare - Sessional Day Care

Full day care	Number of children
Under 1	0
1 year	0
2 years	50
3 years	39
4 years	18
5 - 7 years	4
8 - 11 years	2
12 to 14	0
15 to 17	0
Totals	113

Number of children on books by age - Childrens Day Care: Sessional Day Care

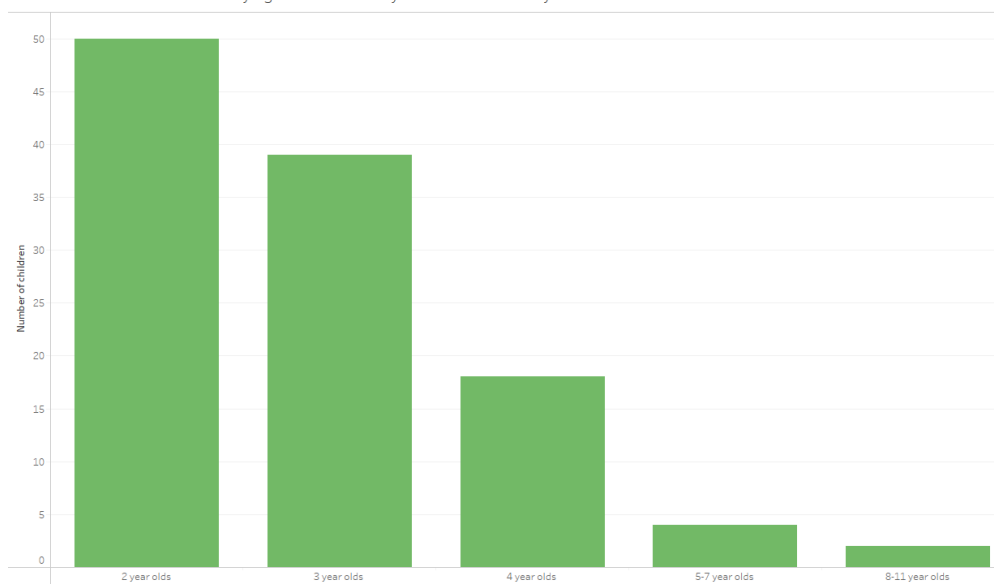


Figure 120 shows that the majority of children accessing a place with a registered Sessional Day Care setting are 2 years old. With 50 children attending under nursery school age.

Number and type of child places filled (full time, part time, ad-hoc)

Figure 121 the number of children attending Sessional Day Care settings

Full time	77
Part time	36
Ad Hoc	0
Totals	113

77 children are accessing a full-time place with Sessional Day Care settings in Torfaen, and 36 are accessing a part time place. No children are accessing an Ad Hoc place.

Figure 122 shows the number of children attending Full time, and part time per LSOA

Figure 122

LSOA Name	Full time	Part time	Totals on books
Abersychan 2	29		29
Abersychan 5	18	11	29
Fairwater (Torfaen) 3		3	3
St. Dials 1		6	6
Trevethin 2		12	12
Upper Cwmbran 1	30	4	34
Total	77	36	113

## Waiting lists

Figure 123 shows the number of children waiting for an immediate childcare place with Sessional Day Care settings who completed the SASS.

Figure 123

Service	Children waiting for an immediate place
After school	0
Before School	0
Early Education Placement	0
Evenings after 6pm	0
Full daycare/Full day nursery	0
Half Day Care AM / Half Day Nursery AM	0
Half Day Care PM / Half Day Nursery PM	0
Weekends	0
Afternoons	0
Creche	0
Lunch	0
Mornings	1
Overnight	0
Playscheme sessions	0
Playgroup or Cylch Meithrin AM	0
Playgroup or Cylch Meithrin PM	0

There is only 1 child in the Cwmbran area that is currently waiting for a morning placement in Sessional Day Care. This has not been detailed per LSOA due to disclosure issues.

Data from the SASS also indicates there are no waiting lists for children attending Sessional Day Care settings during the school holidays.

### Vacancies

Figure 124 shows the number of vacancies per provisions type with Sessional Day Care in Torfaen. Please note that the below figure only details providers who have indicated vacancies at their provision.

LSOA Name	Afternoons	Early Education Placement	Mornings	Lunch	Totals
Abersychan 2	0	0	1	0	1
Abersychan 5	17	4	20	2	43
Fairwater (Torfaen) 3	16		13	0	29
St. Dials 1	0	13	13	0	26
Trevethin 2	0		4	0	4
Upper Cwmbran 1	0		0	3	3
Totals	33	17	51	5	106

- The highest number of vacancies for mornings with Sessional Day Care are in the Abersychan 5 (20), Fairwater 3 (13) and St. Dials 1 (13) areas
- The highest number of vacancies for Afternoons are in the Abersychan 5 (17) and Fairwater 3 (16) areas
- The highest number of vacancies for Early Education Placement are in the St Dials 1 (13) area

Data from the SASS could indicate that there is a lack of demand for places in Sessional Day Care in the Abersychan 5 an St. Dials 1 area, however further evidence would need to be supported from the analysis of the parent carer survey.



### Types of services offered by language preference

Figure 125

Main Language spoken	No of Sessional Day Care settings
English	3
Welsh	3
English and Welsh (both)	0

Figure 125 shows that 50% of settings who responded to the SASS offer Sessional Day Care where the main language is spoken in English and 50% in Welsh.

There are currently no Sessional Day Care settings in Blaenavon who provide care through the medium of Welsh.

There are 2 Welsh medium Sessional Day Care settings open during term time only in the Cwmbran area (Fairwater 3 and St, Dials 1), the other Welsh Medium Sessional Day Care setting is located in Pontypool (Abersychan 5 LSOA) and also operates term time only. There are a total of 49 registered childcare places within a Welsh environment over the 3 above LSOA areas.

There are a total 56 childcare places between 3 registered Sessional Day Care settings who provide care within an English environment.

Figure 126 shows the number of children attending a full time and part time place at Sessional Day Care through both English, Welsh and Both per LSOA area

Figure 126 No.of children on the books through English, Welsh and Both, LSOA

LSOA Name	English			Welsh		
	Full-time basis	Part-time basis	Total on books	Full-time basis	Part-time basis	Total on books
Abersychan 2	29		29			
Abersychan 5				18	11	29
Fairwater (Torfaen) 3					3	3
St. Dials 1					6	6
Trevethin 2		12	12			
Upper Cwmbran 1	30	4	34			
<b>Grand Total</b>	<b>59</b>	<b>16</b>	<b>75</b>	<b>18</b>	<b>20</b>	<b>38</b>

Figure 126 shows that the majority of English Medium places attended in Sessional Day Care settings are full time.

### Welsh Language Active Offer

The Welsh Language Active Offer is a service that is provided in Welsh without someone having to ask for it.

*'It is the responsibility of everyone who provides care services for people and their families across Wales to deliver the 'Active offer'. (<https://careinspectorate.wales/more-just-words-action-plan-welsh-language-health-social-services-and-social-careom>)*

3 Sessional Day Care settings who responded to the SASS provides the Welsh Active Offer (total of 53 registered places) in the Abersychan2 (20), St. Dials 1(13) and Trevethin2 (20) LSOA areas.

A further 5 settings are working towards providing this (total 89 registered places) in the Abersychan 2 (20), Abersychan 5 (20), Fairwater 3 (16), St. Dials 1 (13) and Trevethin2 (20) LSOA areas.

Please note that some Sessional Day Care settings working towards the Active Offer, also identified themselves as providing the active Offer, therefore the data has been duplicated.

#### Other Language used at provision – Sessional Day Care

Figure 127 shows that 2 Sessional Day Care settings also use Welsh within their setting. 1 Welsh Medium setting also identifies the used of English as another language. The use of bilingual elements within the service provision is significantly lower than those reported in the 2017 CSA and the data recorded on DEWIS. Therefore, it can be assumed that interpretation of this question in the SASS data may have varied amongst the sector as local knowledge and data held on DEWIS indicates there are no longer any bilingual provision in Torfaen.

Figure 127

Other languages used in the provision	No of Sessional Day Care
English	1
Welsh	2
Blanks	3

#### Range of charges – Fees per age

Average childcare costs are calculated on the basis of 6 responses from the SASS data and per age range of children attending.

Please note the following data includes the highest, lowest, and mode costs. Therefore, not all costs are detailed in the following tables but have been incorporated into the average costs per age category. Please note not all Sessional Day Care settings provided information on costs. Therefore, the average should be treated with caution when making any decisions at a strategic level. No fees were recorded for under 1s, 1 year olds, 12-14 year olds and 15-17 year olds.

1 out of 6 registered Sessional Day Care settings who responded to the SASS offer discounts for siblings, it is not possible to determine at which age range these discounts are most common.

Figure 128 Fees for 2 year old children- Sessional Day Care

2 year olds	Amount Charged per Hour	Amount Charged per Session	Amount Charged per Day	Amount Charged per Week	Amount Charged per Term
Highest	-	£10.00 (1)	-	-	-
Lowest	-	£9.75 (1)	-	-	-
Total number of respondents	-	2	-	-	-
Mode	-	-	-	-	-
Average	-	£9.88	-	-	-

Figure 128 shows that

- Average costs per session for 2 year old children is £9.88
- There are no average costs for per hour, per day, per week and per term

Figure 129 Fees for 3 year old children- Sessional Day Care

3 year olds	Amount Charged per Hour	Amount Charged per Session	Amount Charged per Day	Amount Charged per Week	Amount Charged per Term
Highest	£4.50	£11.50 (1)			-
Lowest	£4.50	£9.75(1)			-
Total number of respondents	1	2			-
Mode	£4.50	-			-
Average	£4.50	£11.63			-

Figure 129 shows that

- Average hourly costs with full day care for 3 year old children is £4.50
- Average costs per session for 3 year old children is £11.63
- There are no average costs for per hour, per day, per week and per term

Figure 130 Fees for 4 year olds – Sessional Day Care

4 year olds	Amount Charged per Hour	Amount Charged per Session	Amount Charged per Day	Amount Charged per Week	Amount Charged per Term
Highest	£4.50	£13.50 (1)			-
Lowest	£4.50	£9.75(1)			-
Total number of respondents	1	2			-
Mode	£4.50	-			-
Average	£4.50	£11.63			-

Figure 130 shows that

- Average hourly costs for 4-year-old children is £4.50
- Average costs for full day care for 4-year-old children £11.63
- There are no average costs for per hour, per day, per week and per term

Figure 131 Fees for 5 – 7 year olds – Sessional Day Care

5 7 year olds	Amount Charged per Hour	Amount Charged per Session	Amount Charged per Day	Amount Charged per Week	Amount Charged per Term
Highest		£6.00			-
Lowest		£6.00			-
Total number of respondents		1			-
Mode		-			-
Average		£6.00			-

Figure 131 shows that

- Average costs per session for 5- 7-year-old children is £6.00
- There are no average costs for per hour, per day, per week and per term

Figure 132 Fees for 8-11 year olds – Sessional Day Care

8 11 year olds	Amount Charged per Hour	Amount Charged per Session	Amount Charged per Day	Amount Charged per Week	Amount Charged per Term
Highest		£6.00		-	-
Lowest		£6.00		-	-
Total number of respondents		1		-	-
Mode				-	-
Average		£6.00		-	-

Figure 132 shows that

- Average costs per session for children aged between 8 – 11 years is £6.00
- There are no average costs for per hour, per day, per week and per term

There are no fees recorded for children aged 12 -14 and 15 – 17 years of age

Local data on DEWIS only captures the costs of childcare provisions therefore it is only possible to compare the data extracted from playgroups who would be considered sessional day care hours between 8:30am – 15:15pm.

As DEWIS does not list settings as Sessional Day Care, figure 133 shows the average cost for a playgroup service (snapshot January 2021 based on 13 playgroups who detail their fees\*).

Figure 133 DEWIS average costs - Playgroups

Playgroup	Highest	Lowest	Average
<b>Hourly</b>	£10.00	£2.57	£4.87
<b>Day</b>	£25.00	£23.00	£24.00
<b>Half Day / Session</b>	£32.00	£6.67	£14.71
<b>Weekly</b>	-	-	-

Figure 134 SASS average costs for all ages – Sessional Day Care

Full Day Care	Highest	Lowest	Average
<b>Hourly</b>	£4.50	£4.50	£4.50
<b>Day</b>	-	-	-
<b>Half Day / Session</b>	£13.50	£6.00	£9.78
<b>Weekly</b>	-	-	-

Please note that multiple costs are recorded on DEWIS for playgroup sessional costs (i.e. costs for breakfast, lunch, playgroup session and wraparound sessions). Therefore, we have calculated an average of costs per setting and then used that to calculate an average cost per session to allow a comparison to the SASS.

Therefore, due to a lack of data in the SASS we cannot provide an accurate hourly and day rate. Further investigation into the information held on DEWIS will also need to be reviewed to ensure the information is as up to date as possible.

#### ALN/SEN provision – Sessional Day Care

Figure 135 shows the number of children who have special educational needs or a disability accessing registered Sessional Day Care settings as provided by the SASS data. Please note that figure may be greater than specified. The below data has been distributed as per the three main areas of Torfaen to protect anonymity of the children attending.

Figure 135 no of children with ALN/SEN accessing a childcare place - Sessional Day Care - children who have been formally identified as having learning difficulties or disabilities

Town	Total Number of Children with Special Educational Needs or Disability				
	Welsh	Welsh & English	English & some bilingual elements	English	Other
Blaenavon		-	-	-	-
Cwmbran 1	<5	-	-	-	-
Pontypool		-	-	<5	-
TOTAL	<5	-	-	<5	-

Figure 135 shows there are 3 under 5 children accessing a childcare place within registered Sessional Day Care settings in the Cwmbran and Pontypool areas.

Figure 136 no of Sessional Day Care settings able to provide support for ALN/SEN children

Full Day Care ALN	No of Sessional Day Care settings with a designated person who makes arrangements for ALN/SEN provision for children	No of Sessional Day Care settings with additional/specialist training in supporting children with ALN/SEN	No of Sessional Day Care settings aware of the Additional Learning Needs Code	No of Sessional Day Care settings who make referrals to and/or liaise with the LA in relation to provision/support for children with ALN/SEN?
Totals	5	4	6	4

Figure 136 shows that 83% of registered sessional day care settings who responded to the SASS in Torfaen have a designated person to make arrangements for children with ALN/SEN.

67% of Sessional Day Care settings are also identified as attending additional/specialist training in supporting children with ALN/SEN.

All of the Sessional Day Care settings who responded to the SASS data are aware of the Additional Learning Needs Code and 67% are identified as making referrals to and/or liaise with the LA in relation to support for children with ALN/SEN.



Figure 137 shows the number of Sessional Care Settings geographically with a designated person who makes arrangements for ALN/SEN provision for children

Figure 137 geographical distribution of sessional care with a designated person

LSOA Name	Total number of places	Total number of places English	Total number of places Welsh	Total number of places Both
Abersychan 2	20	20	-	-
Abersychan 5	20	-	20	-
Fairwater (Torfaen) 3	16	-	16	-
Trevethin 2	20	20	-	-
Upper Cwmbran 1	16	16	-	-
Totals	92	56	36	-

Please note despite all settings stating they have a designated person who makes arrangements for ALN/SEN provision for children, the total number of places available for children with ALN/SEN is not listed within the SASS. Therefore, we can only refer to the number of registered places in total.

Figure 138 shows the number of Sessional Day Care settings, per LSOA area, who support types of ALN/SEN detailed in the SASS.

Figure 138

	English				Welsh			
	Cognition and Learning	Behaviour, emotional and social development	Communication and Interaction	Sensory and/or physical	Cognition and Learning	Behaviour, emotional and social development	Communication and Interaction	Sensory and/or physical

Abersychan 2	1	1	1	1				
Abersychan 5					1	1	1	1
Fairwater (Torfaen) 3					0	0	0	0
St. Dials 1					1	1	1	1
Trevethin 2	0	0	0	0				
Upper Cwmbran 1	0	1	1	0				

#### Opening Hours – Term Time - Sessional Day Care

Figure 139 shows the opening hours of 6 registered Sessional Day Care settings who responded to the SASS data.

Figure 139

Torfaen Term Time	No of sessional day care settings open	Earliest opening time	Latest opening time	Earliest closing time	Latest closing time	Number of settings open before 8am	Number of settings open after 6pm
Monday	6	07:45	09:25	11:45	15:30	1	0
Tuesday	6	07:45	09:25	11:45	15:30	1	0
Wednesday	6	07:45	09:25	11:45	15:30	1	0
Thursday	6	07:45	09:25	11:45	15:30	1	0
Friday	6	07:45	09:25	11:45	15:30	1	0
Saturday	0	-	-	-	-	-	-
Sunday	0	-	-	-	-	-	-

Data from the SASS shows that 6 Sessional Day Care settings are open between the hours of 07:45am – 15:30 pm Monday – Friday during term time however no setting is open for the full range. For example, the setting that opens at 07:45am, closes at 11:45am.

The earliest start time is 07:45 am, with the latest time being recorded 09:25am. There are no Sessional Day Care settings open after 6pm in Torfaen. No registered Sessional Day Care settings who responded to the SASS work on weekends or overnight.

Figures 140 & 141 shows the average opening and closing times at Sessional Day Care settings

Figure 140

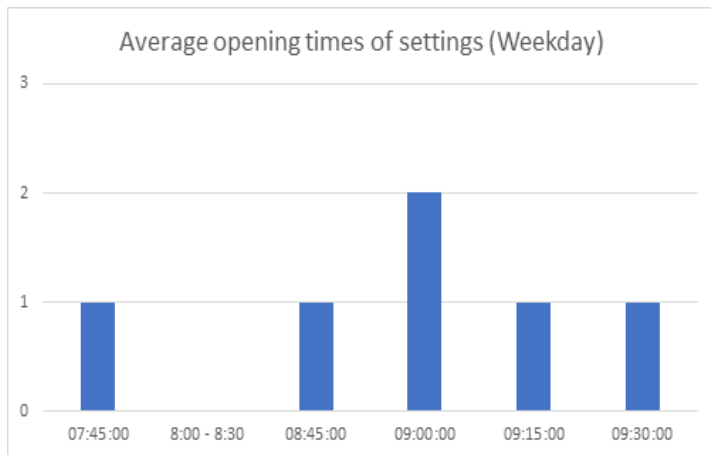


Figure 141

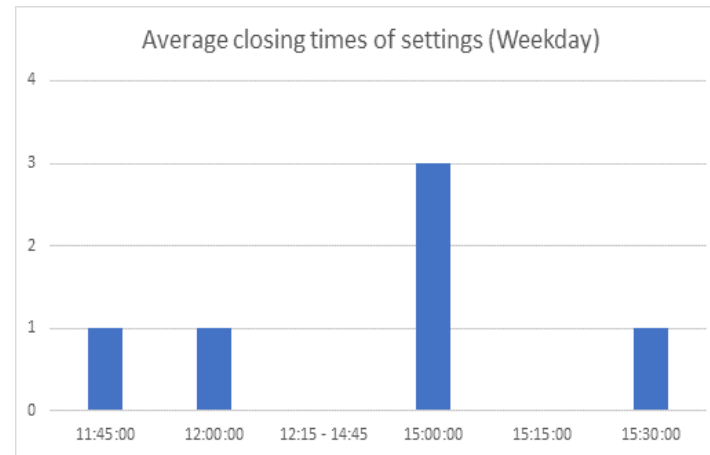
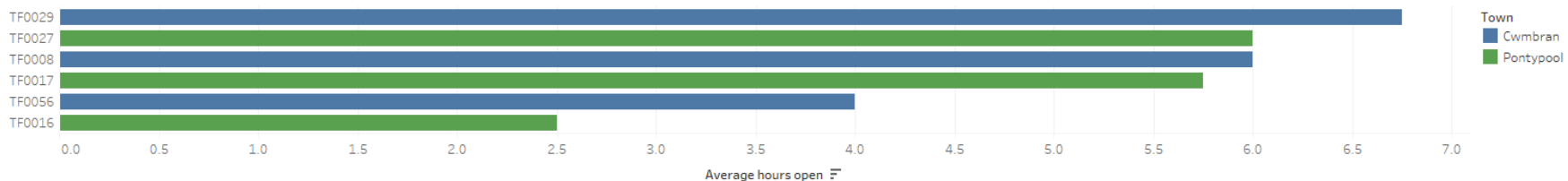


Figure 142 shows the average hours each setting is open by Town area. Town area has been used as there is insufficient data to use smaller LSOA areas

Figure 142

Average time each setting is open on a weekday by Town



### Childcare Offer for Wales

The Childcare Offer for Wales is a Welsh Government initiative and will provide eligible working parents with 30 hours of early education and childcare, for 3 to 4 year olds only.

Figure 143 shows that there are 4 Sessional Day Care settings who provide funding through the Childcare Offer for Wales for 3-4 year olds, and 2 are currently being funded through the Offer.

Figure 143

Childcare Offer for Wales	No. of Sessional Day Care settings
Providing the Childcare Offer	4
Receiving funding from Childcare Offer	2

### Flying Start

Figure 144

Flying Start	No. of Sessional Day Care settings
Received Funding to provide Flying Start Places	4

Provides Flying Start places only	2
-----------------------------------	---

Figure 144 shows that data abstracted from the SASS identifies 4 Sessional Day Care Settings approved to receive Flying Start funding. Local knowledge held within the Family Information Service Database identifies that the above data for Flying Start is incorrect.

### Tax Free Childcare or Childcare Vouchers

Tax Free Childcare could help eligible working families save up to £500 every 3 months (up to £2,000 a year) for each of their children. This increases up to £1,000 every 3 months if a child is disabled (up to £4,000 a year).

Eligible families can claim Tax-Free Childcare at the same time as the Childcare Offer for Wales, providing they meet the criteria for both. Tax-Free childcare replaced Childcare Vouchers for new claimants during October 2018.

Childcare Vouchers all eligible families to take up to £55 a week their wages, where they do not pay tax or National Insurance on. If part of a couple, both parents can make this salary sacrifice to pay for registered childcare.

Figure 145 shows the number of Sessional Day Care settings with parents using Tax Free Childcare of Childcare Vouchers. Please note the number of children accessing these places are unavailable and it's not possible to distinguish between either Tax Free Childcare of Childcare Vouchers individually.

Figure 145 shows that 50% of Sessional Day Care settings have parents using Tax Free Childcare or childcare vouchers.

**Figure 145**

With parents using Tax Free Childcare or childcare vouchers	
Yes	3
No	3

There are no sessional care settings receiving funding to provide early years part time education.

## 7.4 Supply of Childcare - Out of School Care

Torfaen County Borough Council sought to report on the analysis of childcare within Torfaen based on data supplied by CIW. Registered childcare providers were requested to complete a Self-Assessment of Service Statement (SASS) on behalf of CIW and the data was collected during June 2021. Torfaen County Borough has adhered to the requirements placed by Welsh Government, however the response rate from childcare providers was less than 90% and therefore the following analysis cannot be identified as a true indication of childcare within Torfaen. Reference will be made (where applicable) to demonstrate any abnormalities.

The following analysis was assisted by PSSU compiled and reported by Torfaen Family Information Service.

### Range of services provided

Figures 146 and 147 show the number of registered Out of School Care settings who completed the SASS and the services they offer

There are a total of 5 (1 less than last assessment) in Torfaen.

Figure 146 out of school Care Summary

<b>Number of Registered Settings</b>	Term time only	4
	Term time and holiday	1
	Holiday Only	
	Christmas	0
	February half term	1
	Easter	1
	May	1
	Summer	1
	October	1
	Overnight	0
	Weekend	0

<b>Number of Registered Places</b>	209 (average 42 children per childcare setting)		
<b>Number of children on books by age</b>	193 (average 39 children per childcare setting)		
<b>Number of children by attendance</b>		Full time	16
		Part time	120
		Ad hoc	57
<b>Main Language of setting</b>			
English			4
Welsh			1
Both			0
<b>Other language</b>			
English			1
Welsh			0
Welsh		Provide active offer	0
		Working towards active offer	1
<b>Number Providing Childcare Offer (Number Funded via Childcare Offer)</b>		2	0
<b>Number Offering Tax Free Childcare or Vouchers</b>		4	

Data from the SASS shows that Out of School Care settings in Torfaen provide a range of services.

Figure 147

<b>Service</b>	<b>No of Out of School</b>
After school	5
Before School	1
Early Education Placement	-
Evenings after 6pm	-



Full daycare/Full day nursery	-
Half Day Care AM / Half Day Nursery AM	-
Half Day Care PM / Half Day Nursery PM	-
Weekends	-
Afternoons	-
Creche	-
Lunch	-
Mornings	-
Overnight	-
Playscheme sessions	1
Playgroup or Cylch Meithrin AM	-
Playgroup or Cylch Meithrin PM	-

Figure 147 shows that the 100% of Out of School Care settings who completed the SASS offer after school provision which reduces to 20% for Before school provision. 20% of Out of School Care provide Playscheme sessions.

## Location

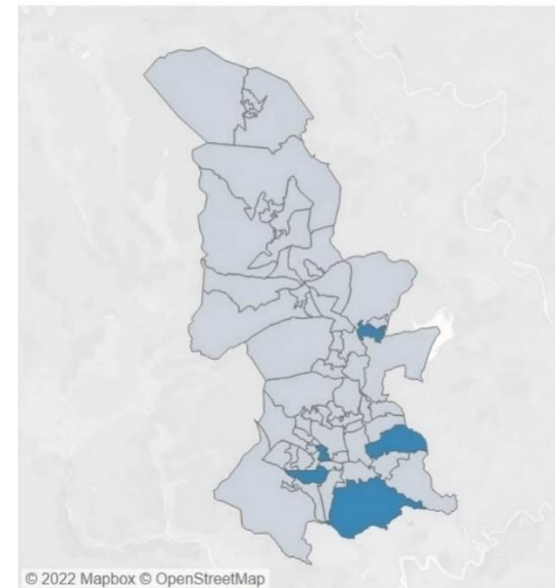
Figure 148 shows the geographical distribution of registered Out of School Care settings who completed the SASS in Torfaen.

Figure 148 Out of School Care per LSOA an language type

LSOA Name	Type of Care	English	Welsh	Both
Coed Eva	Out of School	1		
Llantarnam 2	Out of School	1		
Llanyrafon North	Out of School	1		
New Inn 2	Out of School	1		
St. Dials 1	Out of School		1	
Totals		4	1	

Figure 149 Out of school Care distribution (in dark blue) per LSOA

Day Care: Out of School settings in Torfaen



## Number of registered childcare places available – Out of School Care

Information from the SASS reveals that there is a total of 209 registered childcare places across Torfaen for children aged 0 - 12 years old at Out of School Clubs.

Figure 150 shows the number of all registered childcare places provided by Out of School Care who completed the SASS data per LSOA area and main language preference.

Figure 150

LSOA Name	Total number of places	Total number of places English	Total number of places Welsh	Total number of places Both
Coed Eva	32	32	-	-
Llantarnam 2	24	24	-	-
Llanyrafon North	64	64	-	-
New Inn 2	46	46	-	-
St. Dials 1	43	-	43	-
Totals	209	166	43	0

LSOA areas with the highest number of total places are;

- Llanyrafon North (64 places registered with CIW);
- New Inn 2 (46 places registered with CIW);
- St Dials1 (43 registered places with CIW)

LSOA areas with the lowest number of total places are;

- Llantarnam 2 (24 places registered with CIW);
- Coed Eva (32 places registered with CIW)

Figure 151 shows the number of registered places in Out of School Care settings per main language

Figure 151

Number of registered places by Main language type and LSOA - Childrens Day Care

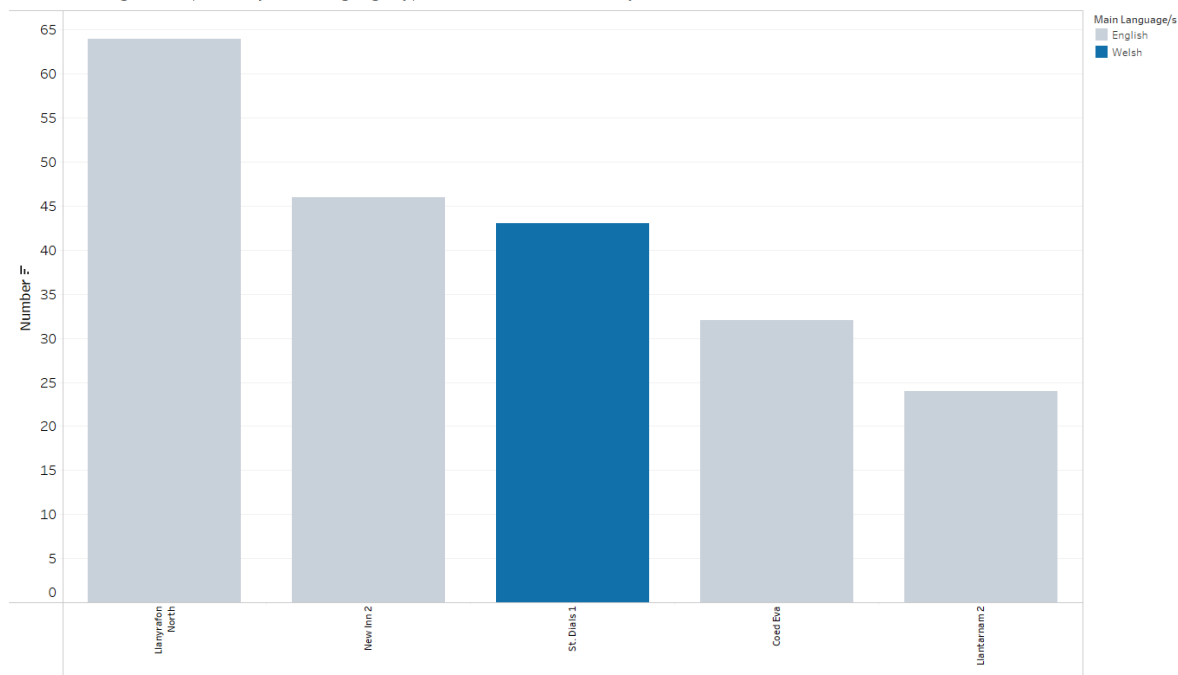


Figure 151 shows that all Welsh Medium places are in St. Dials 1

Data from the SASS indicates that during term time there are 209 registered places available, this reduces to 64 registered places during the school holidays (4 of Out of School Care Settings who responded to the SASS only operate during term time therefore 166 registered places are unavailable during the school holidays).

1 out of 5 registered Out of School Care settings who completed the SASS reported that they provide care both during term time and the school holidays.

Figure 152 shows the number of Out of School Care settings available to provide care during these periods. Figure 153 shows the average number of days opened during these periods

Figure 152

Holiday period	Number of Out of School Care settings providing care
Christmas	0
February half term	1
Easter	1
May	1
October	1
Summer	1

Figure: 153

School holiday period	Minimum no. of days open	Maximum no. of days open	Average no. of days open	No of Out of School Care settings open
Summer	13	13	13	1
October half term	3	3	3	1
Christmas	-	-	-	-
Feb half term	5	5	5	1
Easter	8	8	8	1
May half term	4	4	4	1

Figure 154

LSOA Name	No of places available Christmas over 5	No of places available February half term	No of places available Easter	No of places available May half term	No of places available October	No of places available Summer holidays
Llanyrafon North	-	64	64	64	64	64
Totals	-	64	64	64	64	64

Figure 154 shows the number of places available per LSOA during each school holiday period. During the school holidays there are;

- 0 registered places in the Christmas holidays
- 64 registered places for all other holiday periods

There are no Welsh places available in any of the school holidays

Figure 155 Children Attending Childcare - Out of School Care

Full day care		Number of children
Under 1		0
1 year		0
2 years		0
3 years		32
4 years		18
5 - 7 years		105
8 - 11 years		113
12 to 14		0
15 to 17		0
Totals		268

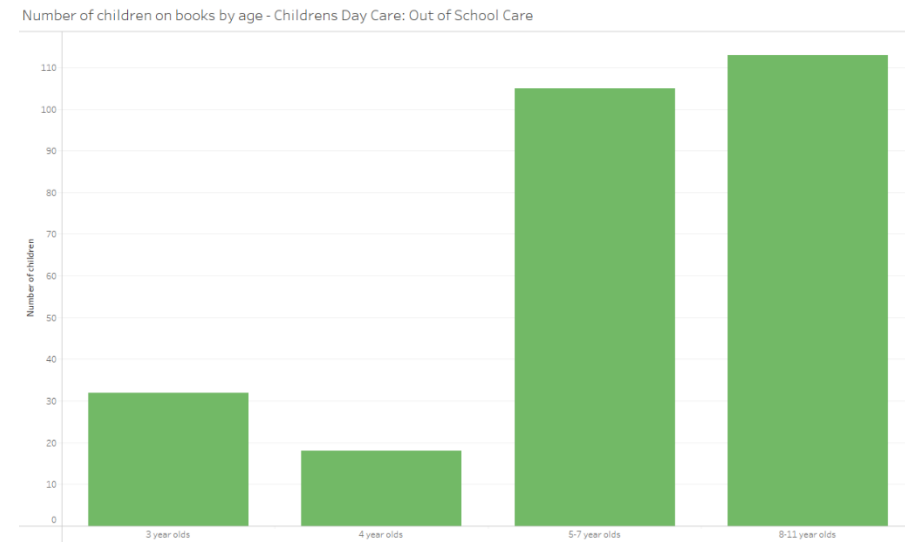


Figure 155 shows that the majority of children accessing a place with Out of School Care settings are 8-11 years old. With 218 children attending of primary school age.

Number and type of child places filled (full time, part time, ad-hoc)

Figure 156 the number of children attending out of school settings

Full time	16
Part time	120
Ad Hoc	57
Totals	193

Only 16 of children are accessing a full-time place with Out of School Care settings in Torfaen, compared to 120 who are accessing a part time place.

Figure 157 shows the number of children attending Full time, part time an Ad hoc per LSOA  
Figure 157

LSOA Name	Full time	Part time	Ad Hoc	Totals on books
Coed Eva	5	40	0	45
Llantarnam 2	0	7	22	29
Llanyrafon North	3	35	0	38
New Inn 2	0	0	35	35
St. Dials 1	8	38	0	46
Total	16	120	57	193

Waiting lists

Figure 158 shows there are no children waiting for an immediate childcare place with Out of School Care settings who completed the SASS

Figure 158

Service	Children waiting for an immediate place
After school	0
Before School	0
Early Education Placement	-
Evenings after 6pm	-
Full daycare/Full day nursery	-
Half Day Care AM / Half Day Nursery AM	-
Half Day Care PM / Half Day Nursery PM	-
Weekends	-
Afternoons	-
Creche	-
Lunch	-
Mornings	-
Overnight	-
Playscheme sessions	0
Playgroup or Cylch Meithrin AM	-
Playgroup or Cylch Meithrin PM	-

As none of the settings have waiting lists we do not know if there are any children waiting for an immediate place and are unable to provide a breakdown at LSOA level.

Data from the SASS also indicates there are no waiting lists kept for children wanting to attend Out of School Care settings during the school holidays.



## Vacancies

Figure 159 shows the number of vacancies per provisions type with Out of School Care settings in Torfaen. Please note that the below figure only details providers who have indicated vacancies at their provision.

Figure 159

LSOA Name	After School	Before School	Play scheme sessions	Totals
Coed Eva	20	-	-	20
Llantarnam 2	120	-	-	120
Llanyrafon North	40	-	50	90
New Inn 2	10	10	-	20
St. Dials 1	101	-	-	101
Totals	291	10	50	351

The highest number of vacancies with Out of School Care settings are for After School sessions, with the majority of places being in the Llantarnam 2 and St. Dials 1 areas.

## Types of services offered by language preference

Figure 160

Main Language spoken	No of full day care settings
English	4
Welsh	1
English and Welsh (both)	-

Figure 160 shows that 80% of Out of School Care settings who responded to the SASS offer services where the main language is spoken in English.

There are a total 166 childcare places between 4 registered Out of School Care settings who provide care within an English environment. 43 registered places are available through the medium of Welsh in the St. Dials 1 area.

Figure 161 shows the number of children attending a full time, part time and ad hoc through both English, Welsh and Both per LSOA area

Figure 161 no of children on the books through English, Welsh and Both, LSOA

LSOA Name	English				Welsh		
	Full-time basis	Part-time basis	Ad hoc basis	Total on books	Full-time basis	Part-time basis	Total on books
Coed Eva	5	40		45			
Llantarnam 2		7	22	29			
Llanyrafon North	3	35		38			
New Inn 2			35	35			
St. Dials 1					8	38	46
Total	8	82	57	147	8	38	46

Figure 161 shows that the majority of places attended in out of school settings are part time.  
Welsh Language Active Offer

The Welsh Language Active Offer is a service that is provided in Welsh without someone having to ask for it.

*'It is the responsibility of everyone who provides care services for people and their families across Wales to deliver the 'Active offer'.* (reference from <https://careinspectorate.wales/more-just-words-action-plan-welsh-language-health-social-services-and-social-careom> )

No out of school settings who responded to the SASS provide the Welsh Active Offer.

One setting is working towards providing this and is based in the Llanyrafon North LSOA (total 64 registered places)

#### Other Language used at provision – Out of School Care

Figure 162 shows that 1 Out Of School Care settings also use English within their setting and this setting uses Welsh as their main language. The use of bilingual elements within the service provision is significantly lower than those reported in the 2017 CSA and the data recorded on DEWIS. Therefore, it can be assumed that interpretation of this question in the SASS data may have varied amongst the sector.

Figure 162

Other languages used in the provision	No of Out of School Care settings
English	1
Blanks	4

#### Range of charges – Fees per age

Average childcare costs are calculated based on 5 responses from the SASS data and per age range of children attending.

Please note the following data includes the highest, lowest and mode costs. Therefore, not all costs are detailed in the following tables but have been incorporated into the average costs per age category. Please note not all settings provided information on all costs. Therefore, the average should be treated with caution when making any decisions at a strategic level.

2 out of 5 registered full day care settings who responded to the SASS offer discounts for siblings, it is not possible to determine at which age range these discounts are most common.

There are no fees for under 1's, 1 year olds or 2 year olds

Figure 163 Fees for 3 year old children- Out of School Care

3 year olds	Amount Charged per Hour	Amount Charged per Session	Amount Charged per Day	Amount Charged per Week	Amount Charged per Term
Highest	-	£12.00	-	-	-
Lowest	-	£4.00	-	-	-
Total number of respondents	-	2	-	-	-
Mode	-	-	-	-	-
Average	-	£8	-	-	-

Figure 163 shows that

- Average costs per session care for under 1 year old children 1 is £8.00
- There are no costs for per hour, day, week and term time.

Figure 164 Fees for 4 year olds – Out of School Care

4 year olds	Amount Charged per Hour	Amount Charged per Session	Amount Charged per Day	Amount Charged per Week	Amount Charged per Term
Highest	-	£12.00	£8.00	£40.00	-
Lowest	-	£4.00	£8.00	£40.00	-
Total number of respondents	-	4	1	1	-
Mode	-	-	-	-	-
Average	-	£8.50	£8.00	£40.00	-

Figure 164 shows that

- Although average per session charges are higher than per day charges this is because only one setting provided costs for day and week so the average for these is unreliable.

Figure 165 Fees for 5 – 7 year olds – Out of School Care

5 7 year olds	Amount Charged per Hour	Amount Charged per Session	Amount Charged per Day	Amount Charged per Week	Amount Charged per Term
Highest	-	£12.00	£8.00	£40.00	-
Lowest	-	£4.00	£8.00	£40.00	-

Total number of respondents	-	4	1	1	-
Mode	-	-	-	-	-
Average	-	£8.50	£8.00	£40.00	-

Figure 165 shows that

- Although average per session charges are higher than per day charges this is because only one setting provided costs for day and week so the average for these is unreliable.

Figure 166 Fees for 8-11 year olds – Out of School Care

8 11 year olds	Amount Charged per Hour	Amount Charged per Session	Amount Charged per Day	Amount Charged per Week	Amount Charged per Term
Highest	-	£12.00	£8.00	£40.00	-
Lowest	-	£4.00	£8.00	£40.00	-
Total number of respondents	-	4	1	1	-
Mode	-	-	-	-	-
Average	-	£8.50	£8.00	£40.00	-

Figure 166 shows that

- Although average per session charges are higher than per day charges this is because only one setting provided costs for day and week so the average for these is unreliable.

Figures 167 and 168 show the average costs per hour and day for Out of School Care Settings

Figure 167

Average amount charged per session (£)

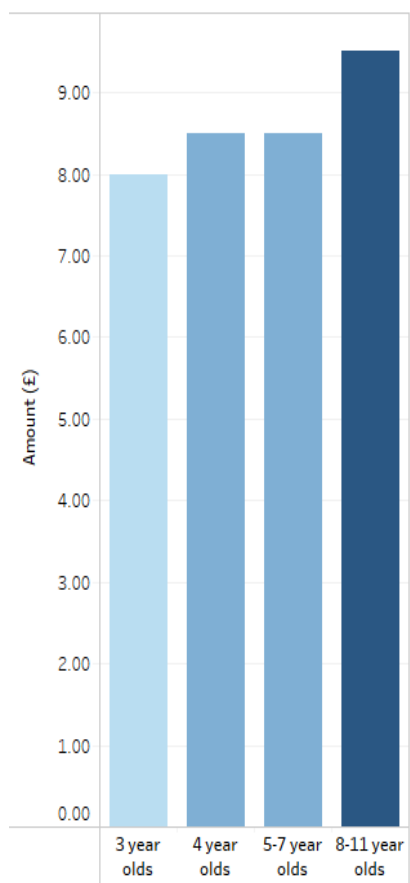


Figure 168

Average amount charged per day (£)

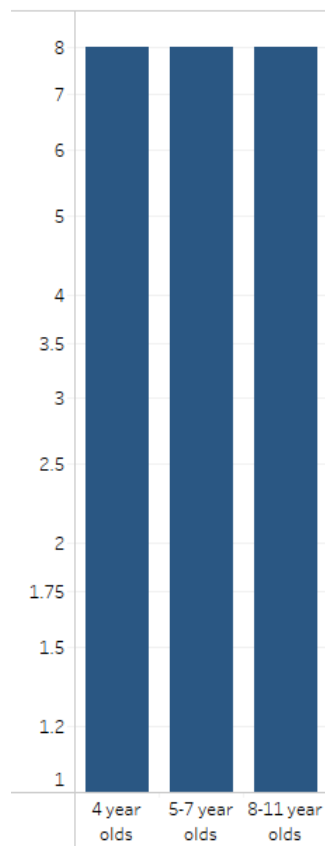


Figure 169 shows the average cost for after school service that is held on DEWIS Cymru (snapshot January 2021 based on 28 afterschool clubs who detailed their fees\*)

Figure 169 DEWIS average costs - After School

After school club	Highest	Lowest	Average
<b>Hourly</b>	£5.50	£5.50	£5.50
<b>Day</b>	-	-	-
<b>Half Day / Session</b>	£18.00	£5.00	£9.92
<b>Weekly</b>	-	-	-

Figure 170 SASS average costs for all ages – Out of School Care

Out of school care	Highest	Lowest	Average
<b>Hourly</b>	-	-	-
<b>Day</b>	£8.00	£8.00	£8.00
<b>Half Day / Session</b>	£12.00	£4.00	£8.71
<b>Weekly</b>	£40.00	£40.00	£40.00

Figure 171 shows the average cost for before school service that is held on DEWIS Cymru (snapshot January 2021 based on 11 before school clubs who detailed their fees\*)

Figure 171 Before School

Before school club	Highest	Lowest	Average
<b>Hourly</b>	-	-	-
<b>Day</b>	-	-	-
<b>Half Day / Session</b>	£9.00	£3.00	£5.77
<b>Weekly</b>	-	-	-

Data from the SASS reveals no hourly rate charged for Out of School Care, however data held on DEWIS shows an average of £5.77 charged per hour. Data held on DEWIS also shows a higher session rate compared to the SASS data, this can be explained as many Full Day Settings that are detailed in the Full Day Care SASS provide out of school care. This is reported separately on DEWIS as before and after school care. These costs are marginally higher than independent out of school provisions listed on DEWIS.

1 before school club in the New Inn 2 LSOA area also operates a free breakfast initiative club, therefore the session costs is significantly lower than other settings.

Data from the SASS reveals that an average weekly cost in out of school is £40.00. By combining the average sessions costs for both before and after school care on records held on DEWIS the average weekly cost would equate to £43.75.

Further investigation into the information held on DEWIS will also need to be reviews to ensure the information is as up to date as possible.

#### ALN/SEN provision – Out of School Care

Figure 172 shows the number of children who have special educational needs or a disability accessing registered Out of School Care settings as provided by the SASS data. Please note that figure may be greater than specified. The below data has been distributed as per the three main areas of Torfaen to protect anonymity of the children attending.

Figure 172 no. of children with ALN/SEN accessing a childcare place – Out of School Care - children who have been formally identified as having learning difficulties or disabilities

Geographical Distribution		
	Welsh	English
Blaenavon	-	-
Cwmbran	<5	-
Pontypool	-	-
TOTAL	<5	-

Figure 172 shows there are less than 5 children accessing a childcare place within out of school settings in the Cwmbran area.



Figure 173 no of Out Of School Care settings able to provide support for ALN/SEN children

Figure 173

Full Day Care ALN	No of Out of School Care settings with a designated person who makes arrangements for ALN/SEN provision for children	No of Out of School Care settings with additional/specialist training in supporting children with ALN/SEN	No of Out of School Care settings aware of the Additional Learning Needs Code	No of Out of School Care settings who make referrals to and/or liaise with the LA in relation to provision/support for children with ALN/SEN?
Totals	4	3	5	3

Figure 173 shows that 80% of out of school settings who responded to the SASS in Torfaen have a designated person to make arrangements for children with ALN/SEN.

60% of out of school settings are also identified as attending additional/specialist training in supporting children with ALN/SEN.

100% of Out of School Care settings who responded to the SASS data are aware of the Additional Learning Needs Code and 60% are identified as making referrals to and/or liaise with the LA in relation to support for children with ALN/SEN.

Figure 174 shows the number of out of school settings geographically with a designated person who makes arrangements for ALN/SEN provision for children

Figure 174 Geographical distribution of Out of School Care settings with a designated person

LSOA Name	Total number of places	Total number of places English	Total number of places Welsh
Coed Eva	32	32	
Llantarnam 2	24	24	
Llanyrafon North	64	64	
St. Dials 1	43		43
Totals	163	120	43

Please note despite 80% of settings being identified as having designated person who makes arrangements for ALN/SEN provision for children, the total number of places available for children with ALN/SEN is not listed within the SASS. Therefore, we can only refer to the number of registered places in total.

Figure 175 Types of ALN/SEN currently provided for / supported by the service – Out of School Care

	English				Welsh			
	Cognition and Learning	Behaviour, emotional and social development	Communication and Interaction	Sensory and/or physical	Cognition and Learning	Behaviour, emotional and social development	Communication and Interaction	Sensory and/or physical
Llantarnam 2		1	1	1				
St. Dials 1								1

## Opening Hours – Term Time - Out of School Care

Figure 176 shows the opening hours of the 5 Out of School Care settings who responded to the SASS data.

Figure 176

Torfaen Term Time	No of full day care settings open	Earliest opening time	Latest opening time	Earliest closing time	Latest closing time	Number of settings open before 8am	Number of settings open after 6pm
Monday	5	7:30	15:30	17:00	18:00	1	0
Tuesday	5	7:30	15:30	17:30	18:00	1	0
Wednesday	5	7:30	15:30	17:30	18:00	1	0
Thursday	5	7:30	15:30	17:30	18:00	1	0
Friday	5	7:30	15:30	17:30	18:00	1	0
Saturday	0	-	-	-	-	-	-
Sunday	0	-	-	-	-	-	-

Data from the SASS shows that only one Out of School Care Settings open from 7:30 Monday – Friday during term time as the others open between 15:00-15:30.

The earliest start time is 07:30 am, with the latest time being recorded as 18:00pm. There are no Out of School Care settings open after 6pm in Torfaen. No registered Out of School Care settings who responded to the SASS work on weekends or overnight.

Figures 177 and 178 shows the average opening and closing times for Out of School Care settings

Figure 177

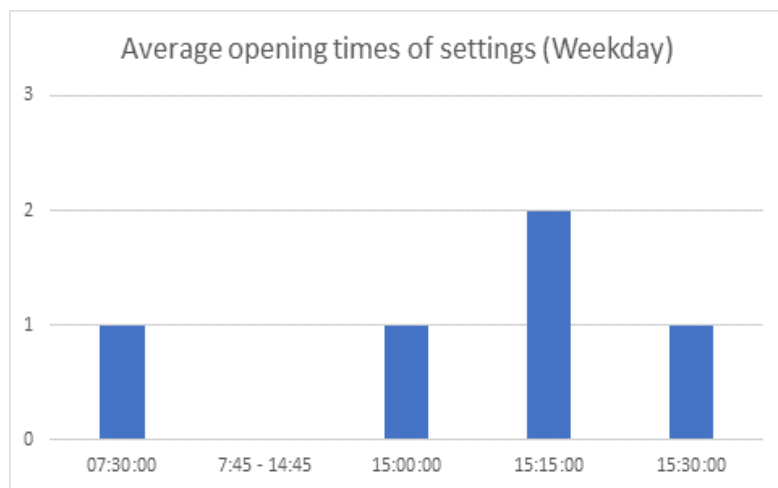


Figure 178

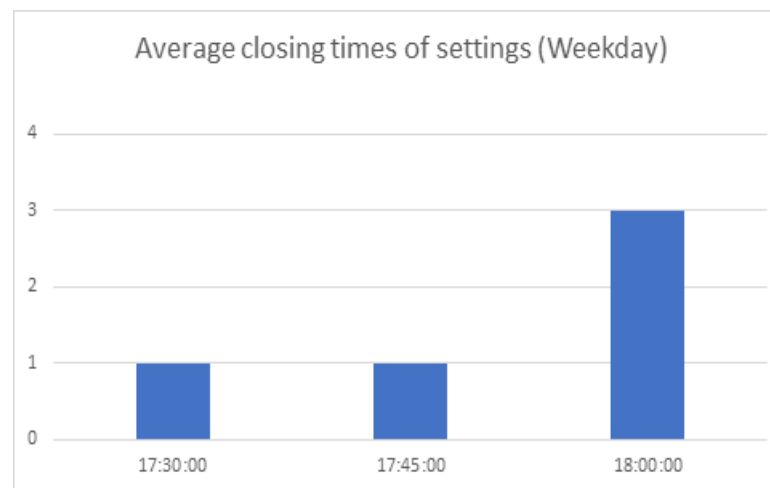
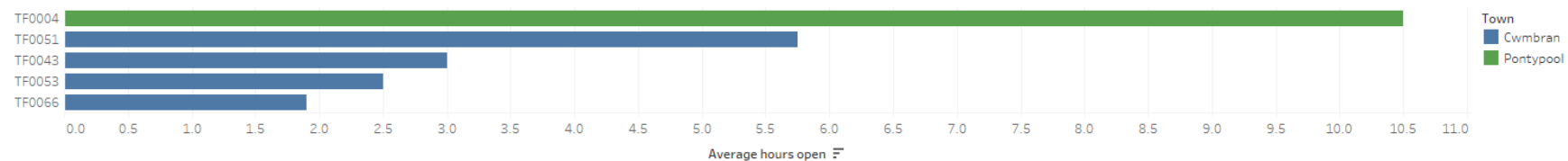


Figure 179 shows the average hours each setting is open by Town area. Town area has been used as there is insufficient data to use smaller LSOA areas

Figure 179

Average time each setting is open on a weekday by Town



### Childcare Offer for Wales

The Childcare Offer for Wales is a Welsh Government initiative and will provide eligible working parents with 30 hours of early education and childcare, for 3 to 4 year olds only.

Figure 180 shows that there are 2 Out of School Care settings who provide funding through the Childcare Offer for Wales for 3-4 year olds, but none are currently being funded through the Offer.

Figure 180

Childcare Offer for Wales	No. of Out of School Care settings
Providing the Childcare Offer	2
Receiving funding from Childcare Offer	0

### Flying Start

Figure 181

Flying Start	No. of Out of School Care settings
Received Funding to provide Flying Start Places	0
Provides Flying Start places only	0

Figure 181 shows that there are no Out of School Care settings registered to provide Flying Start place. Local Data held within the Family Information Service indicates that there are no out of school settings that are funded to provide Childcare Offer Funding.

### Tax Free Childcare or Childcare Vouchers

Tax Free Childcare could help eligible working families save up to £500 every 3 months (up to £2,000 a year) for each of their children. This increases up to £1,000 every 3 months if a child is disabled (up to £4,000 a year).

Eligible families can claim Tax-Free Childcare at the same time as the Childcare Offer for Wales, providing they meet the criteria for both. Tax-Free childcare replaced Childcare Vouchers for new claimants during October 2018.

Childcare Vouchers all eligible families to take up to £55 a week their wages, where they do not pay tax or National Insurance on. If part of a couple, both parents can make this salary sacrifice to pay for registered childcare.

Figure 182 shows the number of full day care settings with parents using Tax Free Childcare of Childcare Vouchers. Please note the number of children accessing these places are unavailable and it's not possible to distinguish between either Tax Free Childcare of Childcare Vouchers individually.

Figure 182 Out of School Care settings with parents using Tax Free Childcare or childcare vouchers.

With parents using Tax Free Childcare or childcare vouchers	
Yes	4
No	1

## 7.4 Supply of Childcare - Out of School Care - Unregistered

Unregistered childcare (childcare that operates under 1 hour 59 minutes) is not registered with CIW and therefore some settings are not legally required to complete the SASS data.

Torfaen Family Information Service contacted exempted (unregistered) childcare provisions to compliment data from the SASS and to identify unregistered childcare. Please note not all unregistered settings replied, therefore the below analysis is based on partial submitted data and therefore many not produce an accurate overview of unregistered settings in Torfaen.

The following analysis was compiled and reported by Torfaen Family Information Service.

### Range of services provided

Data held by Family Information Service in Torfaen identifies 7 unregistered out of school provisions (128 unregistered places) which are include in the supply information held on DEWIS in section 8.

Figure 183 shows the number of places available for unregistered afterschool clubs on partial data that was returned from 4 out of 7 unregistered clubs. Please note 1 provision in Fairwater 3 is remains shut due to Covid-19.

Figure 183

LSOA Area	After School Club unregistered
Abersychan 1	16
Brynwern	16
Croesyceiliog North 1	20
Fairwater (Torfaen) 3	24
Llanyrafon South 2	16
Panteg 2	36 (over two setting)
Totals	128

Figure 184 shows that there are a total of 76 unregistered childcare places in afterschool provision in Torfaen through the medium of English and some bilingual elements. Of these;

- 36 children attend on average daily across all 3 provisions
- 56 children attend on average weekly across all 3 provisions
- There are no children awaiting an immediate place
- 71 children are on the books across all 3 provisions

Figure 184

LSOA	Age ranges of children	Language (Welsh, English, Bilingual, English & some bilingual elements)	Maximum number of unregistered places available at each setting	Average number of children attending daily at setting	Average number of children attending weekly at setting	No of children on waiting list	Total number of children registered at setting	Opening Times and days per week
Brynwern	4-11	English & some bilingual elements	16	8	10		19	15:05-17:00
Croesyceiliog North1	4-11	English & some bilingual elements	24	20	32	0	32	15:20-17:15
Fairwater 3	4-11	English & some bilingual elements	24	Currently closed due to request of Head Teacher Re: Covid				
Llanyrafon South 2	4-11	English & some	16	8	14		20	15:35-17:30



		bilingual elements						
Totals			76	36	56	0	71	

Please note there is a discrepancy in the total number of places available in Croesyceiliog North 1 area (+4 unregistered places) compared to those reported in the DEWIS data. Further investigation by the Family Information Service will be required to confirm the total number of unregistered places for the annual CSA refresh.

### Number of children attending

Figure 185 shows the number of children attend unregistered afterschool settings full time, part time and ad hoc.

Figure 185

LSOA	Full Time	Part Time	Ad Hoc
Brynwern	5	12	-
Croesyceiliog North 1	4	15	-
Llanyrafon South 2	6	10	-
Totals	15	37	-

The majority in unregistered afterschool settings are attending a part time.

### Costs

Figure 186 shows that the average hourly cost for an unregistered after school club is £8.00. The average session cost is £11.00.

Figure 186

After school club	Highest	Lowest	Average
<b>Hourly</b>	£8.00	£8.00	£8.00
<b>Day</b>	-	-	-
<b>Half Day / Session</b>	£12.00	£10.00	£11.00
<b>Weekly</b>	-	-	-

Opening Times

Figure 187 shows the average opening times.

Figure 187

Torfaen Term Time	No of full day care settings open	Earliest opening time	Latest opening time	Earliest closing time	Latest closing time	Number of settings open before 8am	Number of settings open after 6pm
Monday	3	15:05	15:35	17:00	17:30	0	0
Tuesday	3	15:05	15:35	17:00	17:30	0	0
Wednesday	3	15:05	15:35	17:00	17:30	0	0
Thursday	3	15:05	15:35	17:00	17:30	0	0
Friday	3	15:05	15:35	17:00	17:30	0	0
Saturday	0	-	-	-	-	-	-
Sunday	0	-	-	-	-	-	-

Data submitted shows that on average an unregistered afterschool provision is open for 55 mins per day.

## 7.6 Supply of Childcare - Unregistered Play Provision

The Welsh Government sought to prioritise the needs and rights of children and young people throughout its response to the pandemic, funding was issued to Local Authorities to support children by providing the space and time for play during the summer of 2021. The funding enabled Local Authorities to:

- Support fun and the opportunity for children to express themselves through play;
- Community based interactive, creative and play-based initiatives for all ages;
- Provide opportunities to play with friends and peers;
- Create space and opportunity for free play.

A number of play opportunities were delivered throughout the borough as part of the “Summer of Fun”, including a number of camps based within school sites and are included in the below analysis. Data was supplied by Torfaen Play and analysed by the Family Information Service.

Torfaen County Borough Council delivered 300 Learn, Laugh and Get Active Camps at 15 school sites during the Summer of 2021, for children aged 5-11 years old. 14 sites delivered provision through the medium of English and some bilingual elements. Only 1 Welsh medium provision was delivered. Provisions were co-ordinated and run by Torfaen Play Service and in working partnership with Cwmbran Community Council. The below analysis references the number of children attending these sessions by language category and by geographical area during the period between 26/7/21 – 19/8/21. The analysis also includes the number of “Summer of Fun” activities delivered.

Analysis will also refer to 36 play provisions delivered across 9 school sites during October half term 2021 and 14 Play Clubs for children aged and young carers (including respite care on weekends) during term time.

Figure 188 shows the number of “Learn, Laugh and Get Active” Camps held during the summer for children aged 5-11 years.

Figure 188. No. of “Learn, Laugh and Get Active” Camps per language preference and LSOA. Data from TCBC

Learn, Laugh and Get Active Camps	Age range	Language (Welsh, English, Bilingual, English & some bilingual elements)	Number of attendees registered	Average daily attendance	Total number	Numbers on waiting list
Abersychan 2	5-11 years	<b>English &amp; some bilingual elements</b>	120 60 cohort 1 60 cohort 2	42	120	0
Blaenavon 2	5-11 years	<b>English &amp; some bilingual elements</b>	131 71 cohort 2 60 cohort 2	52	131	0
Brynwern	5-11 years	<b>English &amp; some bilingual elements</b>	77 – 4 weeks	62	77	0
Coed Eva	5-11 years	<b>English &amp; some bilingual elements</b>	163 85 cohort 1 78 cohort 2	50	163	20
Coed Eva	5-11 years	<b>English &amp; some bilingual elements</b>	141 71 cohort 1 70 cohort 2	51	141	95
Croesyceiliog North 2	5-11 years	<b>English &amp; some bilingual elements</b>	179 89 – cohort 1 90 – cohort 2	65	179	30
Fairwater 2	5-11 years	<b>English &amp; some bilingual elements</b>	87- 4 weeks	75	87	0
Fairwater 3	5-11 years	<b>English &amp; some bilingual elements</b>	155 75 cohort 1 80 cohort 2	49	155	0
Fairwater 3	5-11 years	<b>English &amp; some bilingual elements</b>	47- 4 weeks	30	47	0

Llantarnam 2	5-11 years	<b>English &amp; some bilingual elements</b>	162 81 – cohort 1 81 – cohort 2	54	162	0
New Inn 2	5-11 years	<b>English &amp; some bilingual elements</b>	175 94 cohort 1 81 cohort 2	64	175	90
Panteg 4	5-11 years	<b>Welsh</b>	131 67 cohort 1 64 cohort 2	42	131	15
Pontnewydd 2	5-11 years	<b>English &amp; some bilingual elements</b>	25- 4 weeks	15	25-	0
St. Cadocs and Penygarn	5-11 years	<b>English &amp; some bilingual elements</b>	126 64 cohort 1 62 cohort 2	47	126	0
Upper Cwmbran 3	5-11 years	<b>English &amp; some bilingual elements</b>	83 42 cohort 1 41 cohort 2	38	83	0

A total of 1,802 childcare places were available during Summer 2021 within open access provisions (significant decrease since 2017 CSA). The majority of places available were situated in the south of the borough (total 1,042) with highest number of available places identified in the Coed and Llantarnam 3 area. Pontnewydd 2 indicates the lowest number of places available in all areas.

629 available places were located in the mid of the borough, highest levels were identified in the New Inn2 and Panteg 4 areas. Lower places available were located in the Brynwern area.

A total of 131 available places were located in the Blaenavon 2 LSOA area.

Only 1 Welsh medium provision was delivered in the Panteg 4 area (total of 131 places available).

13 of the provisions operated between 10am – 3pm. However limited availability was available at Fairwater 3 (10am – 1pm) and Pontnewydd 2 (2pm-4pm), which could indicate lower attendance levels due to reduced length of sessions available. Due to the demand of places registered for provision, not all children were able to attend daily across the 4 weeks and sessions were allocated on a rotation basis.

The number of children identified through waiting lists could suggest potential demand for future services. A total of 250 children were placed on waiting lists to access the provisions during the summer period.

- Highest demand is indicated in the Coed Eva and New Inn area (Coed Eva = 155 places over two provisions, 90 places at New Inn)
- 30 places required in the Croesyceiliog North 2 area
- 15 places required through the medium of Welsh in the Panteg 4 area

On average 736 children attended on a daily basis across all provisions, with the highest number of children attending sites based in Coed Eva, Fairwater 3, New Inn 2 and Croesyceiliog North 2. However, some of these areas had children attending less than the provision maximum despite having a waiting list. Therefore, children identified through waiting lists for potential demand, and the average attendance numbers could require future provision in the Coed Eva (split over two sites) New Inn 2 and Croesyceiliog North 2 areas, but this would need to be re-evaluated by the average number of children attending and future demand from parents.

In addition to these a further 26 spaces for specialist respite/short break support were available for children with complex needs or a disability, aged 5-17 years only, over three areas across the borough. All provisions are referral only. A total of 114 sessions were delivered between 26/07/21-19/8/21 with a total of 63 children registered to attend. Session duration was limited to 2.5 hours.

Figure 189 shows the number of places available and attendance figures at the summer respite sessions.

Figure 189 No. of places geographically. Data from TCBC

Area LSOA	Level of needs	Number of places per session	Total number of sessions delivered	Total number of Children registered	Average daily attendance
Trevethin 2	Complex	10	38	21	8
Pontnewydd 4	ALN / High Support	8	38	13	11
Greenmeadow 1	ALN/ Medium Support	8	38	29	20

Figure 189 shows that

- The majority of children attended sessions in the Cwmbran area (Greenmeadow 1 and Pontnewydd 4)

- Consistent with the 2017 CSA there are no provisions for children with complex and profound disabilities in the Blaenavon area, however analysis through other consultations would need to determine demand for these services.

During October Half Term in 2021, a further 36 play camps were delivered over 7 school sites and 2 community halls during 10am – 3pm for children aged 5-11 years.

Figure 190 October Half term camps, no. of places available per language and geographical area. Data from TCBC.

LSOA area	Language (Welsh, English, Bilingual)	Maximum number of places available at each setting	Average number of children attending daily at setting	Average number of children attending weekly at setting	No of children on waiting list	Total number of children registered at setting
St. Cadocs and Penygarn	English	55	34	34	0	41
Fairwater 2	English	55	35	35	12	31
Llantarnam 2	English	55	49	49	23	55
Coed Eva	English	55	40	40	15	47
Brynwern	English	55	31	31	10	40
Abersychan 2	English	55	28	28	0	36
Blaenavon 1	English	45	20	20	0	25
Pontnewydd 4 (community hall)	English	12	12	12	15	16
Greenmeadow 3 (community hall)	English	14	15	15	10	20

A total of 401 childcare places were available during October half term 2021. Each site held 4 sessions per week.

- Predominantly most of these places were available the Cwmbran area (Fairwater2, Llantarnam 2, Coed, Pontnewydd 4 and Greenmeadow 3).

- No Welsh places were available
- No children on waiting lists in the Blaenavon, St. Cadocs and Penygarn, Abersychan areas
- Highest number of children on waiting lists were in the Llantarnam 2 and Coed Eva areas

### Open access Play Clubs - Term Time

During term time Torfaen Play Service deliver 2 before school clubs, 5 after school play clubs, 5 weekend respite play sessions (3 am sessions and 2 pm sessions) and 2 weekend play clubs (1 am session and 1 pm session).

The following analysis is a summary of information submitted to Torfaen Family Information Service. Please note that all play clubs are free to the children attending.

Figure 191 Play Clubs – term time, no. of places available per language and geographical area.

LSOA Area	Age range of children	Before School	After School	Weekend Respite	Weekend Play club	Language (Welsh, English, Bilingual, English & some bilingual elements)	Maximum number of places available at each setting	Average number of children attending daily at setting	Average number of children attending weekly at setting	No of children on waiting list	Total number of children registered at setting
Two Locks 2	5 – 11 years		4pm – 5:30pm			English	50	25	As daily	n/a	32
Fairwater (Torfaen) 2	5 – 11 years		4pm – 5:30pm			English	50	24	As daily	n/a	39
Two Locks 1	5 – 11 years		3:45pm - 5pm			English	50	29	As daily	n/a	41
Llantarnam 1	5 – 11 years		4pm - 5.30pm			English	60	50	As daily	n/a	68
Coed Eva	5 – 11 years	8:30am - 9am				English	140	125	As daily	n/a	n/a
Fairwater (Torfaen) 3	5 – 11 years	8am - 9am				English	60	42	As daily	n/a	n/a



Pontnewydd 4	5 – 11 years		5pm – 6:30pm			English	25	17	17	0	25
Pontnewydd 4	5-15 years			Respite 9:30-11:30		English / Bilingual elements	10	10	10	0	18
Pontnewydd 4	5-11 years			Respite 12:00-2:00		English / Bilingual elements	15	12	12	0	15
St. Dials 3	5-8 years			Respite 9:30-11:15		English / Bilingual elements	12	12	12	0	20
Greenmeadow 3	5-15 years			Respite 9:30-11:30		English	12	12	12	0	15
Greenmeadow 3	5-11 years			Respite club 12:00-2:00		English	15	12	12	0	18
Greenmeadow 3	5-11 years				10:00-11:30	English	10	10	10	0	17
Greenmeadow 3	5-11 years				Weekend play club 12:00-1:30	English	10	5	5	0	13

Figure 191 shows that

- A total of 200 places are available before school for 5 - 11 year olds in the Fairwater 3 (60 places between 8am – 9pm) and Coed Eva area (140 places between 8:30am – 9am)
- There are a total 235 places available at after school provisions. However, the times and length of sessions differs across the borough. A total of 160 places are available after school for 5 – 11 year olds for between 4pm – 5:30pm in the Two Locks 2 (50 places), Fairwater 2 (50 places) and Llantarnam 1 (60 places) areas. A further 50 places are available for 5-11 year olds for between 3:45pm – 5pm in Two Locks 1 and 25 places available between 5pm – 6:30pm in the Pontnewydd 4 area.
- A total of 24 places morning respite sessions are available for children with complex needs and/or a disability aged 5-15 years, for 2 hours in the Pontnewydd 4 and Greenmeadow 3 areas. The number of children registered at the provisions is greater than the number of places available, however no waiting list may suggest sufficient demand
- A further 30 places are available through afternoon respite session for children with complex needs and/or a disability aged 5 - 11 years, for 2 hours in the Pontnewydd 4 (15 places) and Greenmeadow 3 (15 places) area.

- A further 12 places are available through a morning respite session for children with complex needs and/or a disability aged 5 – 8 years, for 1 hours 45 mins in the St. Dials 3 area. The number of children registered at the provision is greater than the number of places available. Therefore, potentially indicating a demand for this service.
- 20 places for weekend play provision for both morning and afternoon sessions (1 hour 30 mins) are available in the Greenmeadow 3 area

### Strengths

- Despite the continued pandemic, play provision was made available to children during 2021
- Waiting list data suggests sufficient places in play camps available in the south of the borough
- Over 50% of places available through respite sessions are delivered through the medium of English with some bilingual elements
- Attendance levels suggests sufficient places available for weekend respite

### Weaknesses

- No term time play clubs in the mid and the north of the borough
- No weekend respite sessions in the mid or north of the borough, However, demand for services would need to be identified through analysis of other consultations as waiting list suggest sufficient provision
- Reduction in the number of Welsh medium play provision available. However, demand for services would need to be identified through analysis of other consultations.
- Limited summer and half term camp places available in the Mid and North of the borough
- No term time play clubs are delivered through the medium of English with bilingual elements

## **7.7 Supply of Childcare - Nanny**

Torfaen County Borough Council sought to report on the analysis of childcare within Torfaen based on data supplied by CIW during August 2021. Registered childcare providers were requested to complete a Self-Assessment of Service Statement (SASS) on behalf of CIW. Torfaen County Borough has adhered to the requirements placed by Welsh Government, however the response rate from childcare providers was less than 90% and therefore the following analysis cannot be identified as a true indication of childcare within Torfaen. Reference will be made (where applicable) to demonstrate any abnormalities.

Torfaen County Borough Council receives weekly updates on registered settings from CIW and a list of Nannies from the Voluntary Approval Scheme. Information abstracted from the CIW data during December 2021 revealed there remains 2 approved homebased childcare (nannies) which are based in the Coed Eva and Greenmeadow areas. (Increase in 2 from 2017).

Nannies were contacted via Family Information Service during September 2021 and there are currently no vacancies. Further investigation will be needed to advise whether there is a demand for Nannies within the Torfaen area.

## 8. Supply of Childcare in Torfaen – Family Information Service Data (DEWIS)

Please note that the following summary of childcare provision in Torfaen has been provided by data held on DEWIS Cymru for Family Information Service. Data is presented for Torfaen by Local Super Output Areas (LSOA), type of childcare and language preference..

A number of childcare settings provide more than one type of childcare service. For example, a private day nursery may also offer out of school childcare through a combination of a holiday club, before school club and an after-school club. Please note there are no creche facilities in Torfaen.

87 childcare provider settings in Torfaen offer 130 different childcare provisions which consists of the following:

- 35 childminders (including 2 who are currently not childminding and 1 on voluntary suspension)
- 17 day nurseries
- 24 playgroups and 4 Cylchoedd Meithrin, 23 of which also provide nursery wraparound (5 are delivered by day nurseries, a further day nursery could provide wraparound but is currently not due to Covid);
- 26 after school clubs which includes 7 unregistered (of which are also provided by 8 day nurseries and 4 playgroups)
- 12 before school clubs (of which is also provided by delivered by 6 day nurseries, 4 playgroups, 1 Clych Meithrin
- 12 holiday clubs (of which is also delivered by 8 day nurseries and 3 playgroups)

In addition to this there are:

- 25 breakfast clubs providing free breakfast initiative
- 20 maintained nurseries/nursery classes in schools

Please note Torfaen Play Service offer respite sessions in addition to after school play clubs on Saturday's and Sunday's, during term time and school holidays. A further two unregistered afterschool play clubs (based in Coed Eva and Croesyceiliog South) are

also run exclusively by the Play Service (including 1 for children with ALN/disability) these are by referral only and have not been included in the analysis. Full analysis of Play Provision can be found in Section 7.6.

Figure 192 shows the number of childcare provisions per geographical areas. Dewis Cymru snapshot December 2021

Figure 192

Torfaen Council LSOA	Childminder	Day Nursery	Playgroup	Cylich Meithrin	After School Club	Before School Club	Holiday Club	Free Breakfast Club	Maintained Nursery	Totals
Abersychan 1					1			1	1	3
Abersychan 2	1		1					1	1	4
Abersychan 3	2									2
Abersychan 4										0
Abersychan 5			1	1		1				3
Blaenavon 1			1		1	1				3
Blaenavon 2								1	1	2
Blaenavon 3		1	1		1	1	1			5
Blaenavon 4										0
Brynwern	2		1		2			2	1	8
Coed Eva			1		1			2	2	6
Croesyceiliog North 1	1	1			1			1		4
Croesyceiliog North 2									1	1
Croesyceiliog South	1	1	1			1		1		5
Cwmyniscoy										0
Fairwater (Torfaen) 1										0
Fairwater (Torfaen) 2		1	1					1	1	4
Fairwater (Torfaen) 3	2			1	1*			2		5

Fairwater (Torfaen) 4										0
Greenmeadow 1										0
Greenmeadow 2	2									2
Greenmeadow 3										0
Llantarnam 1		1			1*		1			2
Llantarnam 2	1		1		1			1	1	5
Llantarnam 3	1	1						1	1	4
Llanyrafon North	1		1		1		1			4
Llanyrafon South 1	1							1		2
Llanyrafon South 2	1	1			2	1	1	1		7
New Inn 1	1									1
New Inn 2	1		1		2	1		1	1	7
New Inn 3										0
New Inn 4	1	2			1	1	1			6
Panteg 1			1							1
Panteg 2		2	2		4	1	2	1	1	13
Panteg 3										0
Panteg 4	2							1	1	4
Panteg 5	1									1
Pontnewydd 1	1									1
Pontnewydd 2	1		1		1		1	1	1	6
Pontnewydd 3		1	2					1	1	5
Pontnewydd 4									1	1
Pontnewynydd									1	1
Pontypool	1	2	2	1	2	2	2	1		13
Snatchwood										0
St. Cadocs and Penygarn			1		1*			1	1	3
St. Dials 1				1	1	1			1	4
St. Dials 2	1	1								2

St. Dials 3										0
Trevethin 1	1									1
Trevethin 2			1							1
Two Locks 1	1									1
Two Locks 2	4	1	1		1	1	1			9
Two Locks 3										0
Two Locks 4										0
Upper Cwmbran 1	1		1				1			3
Upper Cwmbran 2										0
Upper Cwmbran 3	1	1	1					1	1	5
Upper Cwmbran 4								1		1
Wainfelin 1	1									1
Wainfelin 2										0
Totals	35	17	24	4	26	12	12	25	20	

### Number of Places

Figure 193 shows the number of childcare places in Torfaen, both registered with CIW and unregistered, by LSOA. This consists of data held by Torfaen Family Information Service (FIS) and may not include all unregistered provision. Childcare not registered with CIW, for reasons such as operating less than two hours per day or for children/young people aged over eight years, is not obliged to share details of their provision with Torfaen FIS, although the service collects this information wherever possible.

Please note that, whilst nursery wraparound provision is offered by 15 Playgroups, 2 Cylchoedd Meithrin and 5 Day Nurseries in Torfaen, it is difficult to differentiate between the childcare places offered that are nursery wraparound and those that are offered as part of their main provision and are therefore included in the total places offered by these settings.

There are total of 12,055 childcare places in Torfaen including nursery education places and breakfast clubs under the Free Breakfast Initiative. Of these, 3223 are registered with CIW and 8832 are unregistered. Figures 193 shows that:

- 286 registered places are in childminder settings; (please note that a total of 25 registered places are unavailable due to 1 childminder on voluntary suspension and 2 childminders not currently working)
- 980 registered places are in day nurseries
- 691 registered places are in playgroups (of these 658 registered places providing nursery wraparound) There are also 42 places in Llantarnam 2 that are not currently available due to Covid so could be considered in the annual refresh 2023
- 68 registered places are in cylchoedd meithrin (of these 33 registered places providing nursery wraparound)
- 358 registered places are in holiday clubs
- 536 registered places are in after school clubs
- 128 unregistered places are in after school clubs (please note 24 unregistered places are unavailable due to Covid;
- 284 registered places are in before school clubs
  - Figure 193 also shows some of the unregistered places not primarily for childcare but which are sometimes used by parents/carers for this purpose:
- 1027 Local Authority nursery education part time places available
- 7697 unregistered places are in breakfast clubs



Figure 193

Torfaen Council LSOA	Childminder	Day Nursery	Playgroup	Cylch Meithrin	After School Club	After School Club unregistered	Before School Club	Holiday Club	Breakfast Club	Maintained Nursery	Total number of places available	No. of children 0 14 yrs	Average number of children per childcare place
Abersychan 1						16			210	30	256	292	1.1
Abersychan 2	10		20						420	60	510	420	0.8
Abersychan 3	15										15	280	18.7
Abersychan 4											0	304	-
Abersychan 5			48	20			24				92	271	2.9
Blaenavon 1											0	304	-
Blaenavon 2			30		30		30		450	64	604	401	0.7
Blaenavon 3		65	24		16		24	24			153	307	2.0
Blaenavon 4											0	267	-
Brynwern	20		24		24	16			630	60	774	380	0.5
Coed Eva			30		25				840	120	1015	442	0.4

Croesyceiliog North 1	6	60				20					86	290	3.4
Croesyceiliog North 2									420	60	480	265	0.6
Croesyceiliog South	6	46	19				19		101		191	253	1.3
Cwmyniscoy											0	253	-
Fairwater (Torfaen) 1											0	314	-
Fairwater (Torfaen) 2		50	20						315	45	430	256	0.6
Fairwater (Torfaen) 3	18			16		24*			468		526	213	0.4
Fairwater (Torfaen) 4											0	187	-
Greenmeadow 1											0	314	-
Greenmeadow 2	12										12	204	17.0
Greenmeadow 3											0	358	-
Llantarnam 1		42			18			15			75	482	6.4
Llantarnam 2	10		36		20				315	45	426	450	1.1
Llantarnam 3	10	31							210	30	281	254	0.9
Llanyrafon North	8		26		64				407		505	379	0.8
Llanyrafon South 1								64			64	169	2.6
Llanyrafon South 2	16	95			24	16	24	24	118		317	177	0.6
New Inn 1	10										10	287	28.7
New Inn 2	9		19		54		46		46	75	249	273	1.1
New Inn 3											0	115	-
New Inn 4	10	116			16		12	12			166	232	1.4
Panteg 1			19								19	151	7.9
Panteg 2		116	91		89	36	14	116	420	60	942	223	0.2
Panteg 3											0	258	-
Panteg 4	11								420	60	491	518	1.1
Panteg 5	10										10	203	20.3

Pontnewydd 1	6										6	276	46.0
Pontnewydd 2	4		19		19			19	210	30	301	447	1.5
Pontnewydd 3		86	116						231	33	466	252	0.5
Pontnewydd 4										55	55	239	4.3
Pontnewynydd									315	45	360	262	0.7
Pontypool	10	101	48	19	48		48	48			322	310	1.0
Snatchwood											0	376	-
St. Cadocs and Penygarn			24		16				446	63	549	380	0.7
St. Dials 1				13	43		13			47	116	334	2.9
St. Dials 2	10	72									82	183	2.2
St. Dials 3											0	355	-
Trevethin 1	9										9	568	63.1
Trevethin 2			20								20	334	16.7
Two Locks 1	6		24								30	388	12.9
Two Locks 2	30	74			30		30	20			184	225	1.2
Two Locks 3											0	268	-
Two Locks 4											0	156	-
Upper Cwmbrian 1	10		16					16			42	288	6.9
Upper Cwmbrian 2											0	155	-
Upper Cwmbrian 3	10	26	18						319	45	418	286	0.7
Upper Cwmbrian 4									386		386	298	0.8
Wainfelin 1	10										10	211	21.1
Wainfelin 2											0	201	-
<b>Totals</b>	<b>286</b>	<b>980</b>	<b>691</b>	<b>68</b>	<b>536</b>	<b>128</b>	<b>284</b>	<b>358</b>	<b>7697</b>	<b>1027</b>	<b>12,055</b>	<b>17538</b>	<b>1.5</b>

LSOA areas with the highest number of total places are;

- Coed Eva (Cwmbran) with 1015 places (55 places registered with CIW);
- Panteg 2 (Pontypool) with 942 places (426 places registered with CIW);
- Brynwern (Pontypool) with 774 places (68 places registered with CIW);
- Blaenavon 2 (Blaenavon) with 604 places (90 places registered with CIW);
- St.Cadocs and Penygarn (Pontypool) with 549 places (40 places registered with CIW)

There are no places available in the following LSOA areas;

Blaenavon

- Blaenavon 1, Blaenavon 4,

Cwmbran

- Fairwater 1, Fairwater 4, Greenmeadow 1, Greenmeadow 3, Two Locks 2, Two Locks 4, Upper Cwmbran 4, St. Dials 3,

Pontypool

- Abersychan 4, Cwmyniscoy, New Inn 3, Panteg3, Snatchwood, Wainfelin 2,

LSOA areas with the highest number of registered childcare places with CIW are;

- Panteg 2 (Pontypool) with 426 registered childcare places
- Pontypool with 322 registered childcare places
- Pontnewydd 3 (Cwmbran) with 202 registered places
- Two Locks 2 (Cwmbran) with 184 registered places
- Llanyrafon South (Cwmbran) with 183 registered places

- New Inn 4 (Pontypool) with 166 registered places

LSOA areas with the lowest number of registered places with CIW are:

- Pontnewydd 1 (Cwmbran) with 6 registered places
- Trevethin 1 (Pontypool) with 9 registered places
- New Inn 1, Panteg 5, Wainfelin 1 (Pontypool) with 10 registered places
- Panteg 4 (Pontypool) with 11 registered places
- Trevethin 2 (Pontypool) with 20 registered places

### **Number of places available during the year**

The total number of places in each LSOA alters between term time and during school holidays. Figure 194 shows the number of childcare places in each ward by both term time and school holiday availability. 'All places' includes, maintained nursery provision and breakfast clubs, which many parents/carers use for childcare.

Figure 194

Torfaen Council LSOA	All places		Registered places	
	During term time	During school holidays	During Term time	During School holidays
Abersychan 1	256	0	0	0
Abersychan 2	510	10	30	10
Abersychan 3	15	15	15	15
Abersychan 4	0	0	0	0
Abersychan 5	92	0	92	0
Blaenavon 1	0	0	0	0
Blaenavon 2	604	0	90	0
Blaenavon 3	129	89	129	89
Blaenavon 4	0	0	0	0
Brynwern	774	20	68	20
Coed Eva	1015	0	55	0
Croesyceiliog North 1	86	66	86	66
Croesyceiliog North 2	480	0	0	0
Croesyceiliog South	191	52	90	52
Cwmyniscoy	0	0	0	0
Fairwater (Torfaen) 1	0	0	0	0
Fairwater (Torfaen) 2	430	50	70	50
Fairwater (Torfaen) 3	502	18	34	18
Fairwater (Torfaen) 4	0	0	0	0
Greenmeadow 1	0	0	0	0
Greenmeadow 2	12	12	12	12
Greenmeadow 3	0	0	0	0
Llantarnam 1	60	57	60	57
Llantarnam 2	426	10	66	10
Llantarnam 3	281	41	41	41
Llanyrafon North	505	8	98	8

Llanyrafon South 1	0	64	0	64
Llanyrafon South 2	293	135	159	135
New Inn 1	10	10	10	10
New Inn 2	249	9	128	9
New Inn 3	0	0	0	0
New Inn 4	154	138	154	138
Panteg 1	19	0	19	0
Panteg 2	826	232	310	232
Panteg 3	0	0	0	0
Panteg 4	491	11	11	11
Panteg 5	10	10	10	10
Pontnewydd 1	6	6	6	6
Pontnewydd 2	282	23	42	23
Pontnewydd 3	466	86	202	86
Pontnewydd 4	55	0	0	0
Pontnewynydd	360	0	0	0
Pontypool	274	159	274	159
Snatchwood	0	0	0	0
St. Cadocs and Penygarn	549	0	40	0
St. Dials 1	116	0	69	0
St. Dials 2	82	82	82	82
St. Dials 3	0	0	0	0
Trevethin 1	9	9	9	9
Trevethin 2	20	0	20	0
Two Locks 1	30	6	30	6
Two Locks 2	164	124	164	124
Two Locks 3	0	0	0	0
Two Locks 4	0	0	0	0
Upper Cwmbran 1	26	26	26	26
Upper Cwmbran 2	0	0	0	0

Upper Cwmbran 3	418	36	54	36
Upper Cwmbran 4	386	0	0	0
Wainfelin 1	10	10	10	10
Wainfelin 2	0	0	0	0
Totals	11673	1624	2865	1624

Figure 194 shows that, whilst there are 11,673 (2,865 registered with CIW) childcare places in Torfaen during term time, this is reduced to 1,624 places (1,624 registered places) during school holidays. Not all of these childcare places can be accessed by all age groups of children. The availability of term time/school holiday childcare by age group is explored in later chapters.

LSOA with the highest number of all term time places are:

- Coed Eva (Cwmbran) with 1,015 places (55 registered with CIW)
- Panteg 2 (Pontypool) with 826 places (310 registered with CIW)
- Blaenavon 2 (Blaenavon) with 604 places (90 registered with CIW)
- St.Cadocs and Penygarn (Pontypool) with 549 places (40 places with CIW)
- Fairwater 3 (Cwmbran) with 526 places (24 registered places with CIW)

LSOA with the lowest number of all term time places are:

- Pontnewydd 1 (Cwmbran) with 6 places (6 registered places with CIW)
- Trevethin 1 (Pontypool) with 9 places (9 registered places with CIW)
- New Inn 1, Panteg 5 and Wainfelin 1 (Pontypool) with 10 places ( all 30 places registered places with CIW)
- Greenmeadow 2 (Cwmbran) with 12 places ( 12 registered places with CIW)



- Abersychan 3 (Pontypool) with 15 places (15 places registered with CIW)

LSOA with the highest number of all places available during school holidays are:

- Panteg 2 (Pontypool) with 232 places (232 registered places)
- Pontypool with 159 places (159 registered places)
- New Inn 4 (Pontypool) with 138 places (138 registered places)
- Llanyrafon South (Cwmbran) with 135 places (135 registered places)
- Two Locks 2 (Cwmbran) with 124 places (124 registered places)

LSOA with the lowest number of all places available during school holidays are:

- Pontnewydd 1, Two Locks 1 (Cwmbran) with 6 places (all 12 places registered with CIW)
- Trevethin1 and New Inn 2 (Pontypool) with 9 places (all 18 places registered with CIW)
- Abersychan 2, New Inn 1, Panteg 5 and Wainfelin 2 (Pontypool) and Llantarnam 2 (Cwmbran) with 10 places (all 50 places registered with CIW)
- Panteg 4 (Pontypool) with 11 places (all 11 places registered with CIW)
- Greenmeadow 2 (Cwmbran) with 12 places (all 12 places registered with CIW)
- Abersychan 3 (Pontypool) with 15 places (all 15 places registered with CIW)

## 9. Analysis of Flying Start Provision

Data regarding the take up and availability of Flying Start childcare places for two year olds is supplied by Torfaen County Borough Councils Childcare Team.

The Flying Start programme is a Welsh Government initiative that aims to intervene in the lives of the most disadvantaged children to improve their life chances. The programme provides enhanced health visiting services, parenting and early language development and childcare.

Children living in Flying Start areas are entitled to Welsh Government funded part-time childcare place the term after their second birthday for 12.5 hours per week, which amounts for 2.5 hours per day, Monday - Friday for 39 weeks of the year. Flying Start catchment areas in Torfaen include:

- Blaenavon
- Penygarn
- Woodlands
- South West Cwmbran
- Northville
- Garndiffaith
- Cwmynyscoy

The Flying Start catchments are postcode-based and only children living in one of the eligible postcodes are entitled to Flying Start childcare.

For the purposes of this report, areas will be distinguished by Lower Super Output Areas (LSOA) and summarized by Torfaen County Borough Councils 3 settlement areas (Blaenavon, Pontypool and Cwmbran).

There are 15 childcare settings in Torfaen approved to provide Flying Start (decrease of 5 since 2017), these are provided by 4 Full Day Care Settings, 10 Sessional Day Care Settings and 1 Childminders. 2 of the Sessional Day Care settings provide Flying Start Childcare exclusively for 2 - 3years olds residing within a Flying Start area, the other settings provide both.

Figure 195 shows the maximum capacity and take up for Flying Start geographically. The maximum number of places available for Flying Start within Torfaen is 345 based on figures submitted in Autumn 2021. The number of places include the total number of children accessing a Flying Start place during Autumn 2020, Spring 2021 and Summer 2021.

Figure 195 Maximum number of places geographically TCBC Data

Area	Catchment	Max Capacity AM	Max Capacity PM	Total Capacity	AU20	SP21	SU21	Average Attendance	Percentage attendance
North	Blaenavon 3	16	16	32	18	18	13	16	51.0%
North	Blaenavon 2	16	0	16	17	13	12	14	87.5%
North	Aberysychan 2	16	16	32	21	23	27	24	74.0%
Mid	Aberysychan 5	10	5	15	16	11	8	12	77.8%
Mid	Trevethin 2	16	0	16	14	14	9	12	77.1%
Mid	Penygarn / Trevethin	24	24	48	32	27	30	30	61.8%
Mid	St Cadocs and Penygarn	12	12	24	14	14	19	16	65.3%
South	Upper Cwmbran 3	10	10	20	9	6	6	7	35.0%
South	Fairwater 2	20	20	40	33	28	28	30	74.2%
South	Two Locks 1	10	10	20	17	20	21	19	96.7%
South	Upper Cwmbran 1	0	16	16	14	16	15	15	93.8%
South	Pontnewydd 3	16	10	26	16	17	16	16	62.8%
South	Pontnewydd 3	10	10	20	11	8	7	9	43.3%
South	Upper Cwmbran 1	20	0	20	15	13	20	16	80.0%
		<b>196</b>	<b>149</b>	<b>345</b>	<b>247</b>	<b>228</b>	<b>231</b>	<b>235</b>	<b>68.2%</b>

Data collated from Autumn 2020 to Summer 2021 shows that there is 68% average take up of Flying Start places, with the highest level of take up places being within the Two Locks 1, Upper Cwmbran 1 (over two settings) and Blaenavon 2 areas. There are no take up of places with a Flying Start Childminder in the Llantarnam 3 area.

The lowest average take up of places are in Upper Cwmbran 3 and Pontnewydd 3 areas (Each over one setting). During the pandemic a number of Flying Start settings were available to vulnerable children and children of key workers. During Autumn 2020 all Flying Start provisions were operating and open to all children. It can be considered that the impact of Covid-19 may have affected the average level of attendance during this period due to parental choice.

Results from the Parent / Carer survey identified 102 families living within a Flying Start area, with the majority of these living within the Cwmbran area (60 Cwmbran, 30 Pontypool, 12 Blaenavon). These results indicate that 17% of respondents within the Cwmbran area are accessing free childcare through Flying Start, 37% of Pontypool respondents are accessing free childcare and 42% of respondents in Blaenavon are accessing free childcare through Flying Start.

## 10. Analysis of Early Years Part Time Education (Foundation Phase)

Data regarding the take up and availability of funded nursery education places for 3 - 4 years olds is supplied by Torfaen County Borough Council during February 2022. Profiling information, such as ethnicity and disability, regarding children applying for funded nursery education is currently not collected. Children taking up funded nursery education in Torfaen are aged three or four at the beginning of the term that they start their nursery education. For the purpose of this assessment, all figures refer to places available and taken up during the Autumn 2021, and Spring 2022.

Three and four year olds in Torfaen may apply for a free part time nursery education place the term after their third birthday (rising three place) in either a maintained nursery class/school or in a private or voluntary sector childcare setting, such as a playgroup, day nursery or cylch meithrin, as long as the setting is registered and approved to provide nursery education places. All settings are regulated and subject to Estyn inspection.

Figure 196 shows that there are 35 settings in Torfaen approved to provide free part time nursery education places for 3-4 year olds (decrease of 1 since the last assessment). Of these:

- 20 are maintained nursery schools/classes in schools
- 11 are Full Day Care / Nursery
- 4 are Sessional Day Care (3 Playgroups and 1 Cylch Meithrin)

Figure 196 shows the number of maintained and private/voluntary providers of nursery education places by area

Figure 196 Maintained and private/voluntary providers of nursery education per LSOA area

Torfaen Area	Maintained nursery schools/classes in schools	Day Nursery	Playgroup /Cylch Meithrin
Abersychan 1	1		
Abersychan 2	1		
Aberysychan 5			1
Blaenavon 2	1		
Brynwern	1		
Coed Eva	2		
Croesyceiliog North 1		1	
Croesyceiliog North 2	1		
Croesyceiliog South		1	
Fairwater (Torfaen) 2	1		
Llantarnam 2	1		
Llantarnam 3	1	1	
Llanyrafon North			1
Llanyrafon South 2		1	
New Inn 2	1		
New Inn 4		1	
Panteg 2	1		
Panteg 4	1		
Pontnewydd 2	1		
Pontnewydd 3	1	1	
Pontnewydd 4	1		
Pontnewynydd	1		
Pontypool		2	2
St. Cadocs and Penygarn	1		
St. Dials 1	1		
St. Dials 2		1	
Two Locks 2		1	
Upper Cwmbran 3	1	1	
Totals	20	11	4

73% of day nurseries who are approved to provide education places are based in the Cwmbran area (Croesyceiliog North 1, Croesyceiliog South, Llantarnam 3, Llanyrafon South 2, Pontnewydd 3, St. Dials 2, Two Locks 2 and Upper Cwmbran 3 LSOA areas). 27% are based in the Pontypool area (New Inn 4 and Pontypool LSOA areas).

There is 1 Cylch Meithrin approved to provide Welsh Medium education places in the Pontypool area (1 Welsh Medium Day nursery also provides education places in the Pontnewydd 3 LSOA area of Cwmbran). All other provisions provide places in the medium of English with some bilingual elements.

There is only 1 playgroup providing education places in the Cwmbran area (Llanyrafon North LSOA area). 2 further playgroups are situated in the Pontypool area (Abersychan 5 and Pontypool LSOA areas).

There are no childcare providers approved to provide free part time nursery, other than the maintained nursery located within the Blaenavon area

The majority of maintained nursery schools are located within the Cwmbran area. These are distributed amongst the Coed Eva x 2, Croesyceiliog North 2, Fairwater 2, Llantarnam 2, Pontnewydd 3, Pontnewydd 4, St Dials 1 and Upper Cwmbran 3 LSOA areas.

Maintained nurseries located within Pontypool are distributed within the Abersychan 1, Abersychan 2, Brynwern 1, New Inn 2, Panteg 2, Panteg 4, Pontnewydd, St.Cadocs and Penygarn LSOA areas.

Figure 197 Maintained nursery schools/classes in schools distributed by language and area.

Torfaen Area	Welsh	English & some bilingual elements
Abersychan 1	1	
Abersychan 2		1
Abersychan 5		
Blaenavon 2		1
Brynwern		1
Coed Eva		2
Croesyceiliog North 1		
Croesyceiliog North 2		1
Croesyceiliog South		
Fairwater (Torfaen) 2		1
Llantarnam 2		1

Llantarnam 3		1
Llanyrafon North		
Llanyrafon South 2		
New Inn 2		1
New Inn 4		
Panteg 2		1
Panteg 4	1	
Pontnewydd 2		1
Pontnewydd 3		1
Pontnewydd 4		1
Pontnewynydd		1
Pontypool		
St. Cadocs and Penygarn		1
St. Dials 1	1	
St. Dials 2		
Two Locks 2		
Upper Cwmbran 3		1
Totals	3	17

There are 3 Welsh Medium Primary schools which have a maintained nursery based on site. 67% of these are based in the Pontypool area (Abersychan 1 and Panteg 4 LSOA areas), 1 Welsh Medium Primary with a maintained nursery based on site is in the Cwmbran area (St. Dials 1 LSOA).

Figure 198 shows the total number of children attending a part time education place during Autumn 2021 and Spring 2022.



Figure 198 Overall number of Childcare places per availability and LSOA area, by Spring Term 2022 TCBC

Schools	LSOA Area	No of 4 year olds admitted September 2021	No of 3 year olds (rising 3's) admitted January 2022	Total Capacity at school (P/T equivalent places)	Total Availability remaining (P/T equivalent)
Blaenavon Heritage VC Primary	Blaenavon 2	59	13	130	58
Blenheim Road Primary	Fairwater 2	33	10	84	no availability (for further Rising 3's)
Coed Eva Primary	Coed Eva	43	15	92	34
Croesyceiliog Primary	Croesyceiliog North 2	40	6	60	14
Cwmffrwdroer	Pontnewynydd	13	8	60	39
Garnteg Primary	Abersychan 2	36	20	60	4
George Street Primary	Brynwern	46	10	86	30
Griffithstown Primary	Panteg 2	45	15	60	0
Llantarnam Community Primary	Llantarnam 2	42	15	84	37
Maendy Primary	Pontnewydd 3	27	6	68	35
Nant Celyn Primary	Coed Eva	47	5	52	0
New Inn Primary	New Inn 2	58	17	64(80) *	5
Penygarn Primary	St.Cadocs & Penygarn	47	18	70(108)**	43
Pontnewydd Primary	Pontnewydd 4	29	6	108	73
Woodlands Primary	Upper Cwmbran 3	37	15	74	22
Ysgol Panteg (Welsh Medium)	Panteg 4	40	10	60	10
Ysgol Bryn Onnen (Welsh Medium)	Abersychan 1	18	6	40	16

Ysgol Gymraeg Cwmbran (Welsh Medium)	St.Dials 1	33	6	58	19
Our Lady of the Angels RC	Llantarnam 3	*Unknown	*Unknown	Unknown	30
St. Davids RC Primary	Pontnewydd 2	*Unknown	*Unknown	unknown	30
Totals		693	201	1310	441

\*64 is maximum intake for September (80 place capacity overall)

\*\*70 is maximum intake for September (108 place capacity overall)

Figure 198 shows a number of places still available to rising 3's for Summer term 2022. Schools that indicate no vacancies may not have capacity for any more rising threes.

Figure 198 shows there are a total of 1,364 places (increase of 66 places since last assessment) within maintained nursery/nursery classes in Torfaen. Of these 693 (figures unavailable from two schools) children entered nursery education during September 2021 (decrease of 172 children since last assessment). In total during Spring term 2022 there are a total of 894 children accessing an education place at maintained nursery classes in Torfaen.

There are a total of 113 children accessing a nursery education place through the Medium of Welsh (13% of all children).

Figure 198 shows that there is no or limited capacity for rising threes within the New Inn 2 and Coed Eva (consistent with last assessment) Abersychan 2, Fairwater 2, Panteg 2 areas.

There is also limited rising three availability for Welsh Medium education within the Panteg area (consistent with the last assessment)

Larger admissions numbers reside in the Blaenavon (consistent with the last assessment) Pontnewydd 4, St. Cadocs & Penygarn LSOA areas, and further reporting the larger vacancy places for rising threes Summer 2022 term.

It is not possible to identify the number of capped education places at private and voluntary nursery education providers in Torfaen.. However, data submitted from Torfaen County Borough Council Admissions team reveals that a total of 269 3 – 4 year olds are being funded within private and voluntary education providers during Autumn 2021 and Spring 2022

Figure 199 shows total number of funded children at approved childcare settings in Torfaen for Spring term 2022.

Figure 199

LSOA	Total number of 3 and 4 years olds
Abersychan 5	3
Croesyceiliog North 1	21
Croesyceiliog South	11
Llantarnam 3	10
Llanyrafon North	Data unavailable
Llanyrafon South 2	35
New Inn 4	37
Pontnewydd 3 (Welsh Medium)	18
Pontypool	12
Pontypool	21
Pontypool	17
Pontypool (Welsh Medium)	18
St. Dials 2	30
Two Locks 2	27
Upper Cwmbran 3	9
Totals	269

Funded places throughout the from Autumn 2021 to Spring 2022 within the private and voluntary settings identified that;

- The majority of 3/4 year olds attended English and some bilingual elements settings between the Cwmbran (total of 143 children) and Pontypool area (total of 90 children)
- 36 children are accessing a Welsh Medium education place at 2 approved childcare settings split across the Cwmbran and Pontypool area. (13% of all 3 – 4 year olds accessing an education place at approved childcare settings).

Information extracted from the SASS data submitted from CIW was based on a snapshot of funded children during 1 week in June 2021. This this data has not been included in the report due to the inaccuracy of the current attendance of 3 and 4 year olds, as the SASS does not account for children who may have left the provision for a full time education place in September 2021. It is considered that the above data provides a more accurate estimate of the number of children currently attending.

## 11. Free Breakfast Club Provision

The below analysis examines the number of Free Breakfast Initiative places geographically within Torfaen.

Torfaen Catering are obliged to provide a breakfast for every child who wants one as per Welsh Government guidelines for children in reception to year 6. The number of places are based on the maximum capacity intake as details in Torfaen County Borough Council's Parent / Carer Information Booklet 2022.

There are a total number of 7,697 (increase of 444 since 2017) free breakfast initiative places available across 25 schools within Torfaen. Changes to the Council's 21<sup>st</sup> Century Schools Programme saw the relocation of Ysgol Panteg from Panteg 2 & 3 to Panteg 4 and the closure of Victoria Primary.

Figure 76 shows the number of places are distributed per LSOA as follows;

For the purposes of this report this has also been summarised into three main areas of Torfaen.

Places available per area

Blaenavon = 450 (unchanged since 2017)

Cwmbran = 4340 (increase of 236 places since 2017)

Pontypool = 2907 (increase of 150 places since 2017)

It is evident that the majority of free breakfast places remain higher in the Cwmbran, however despite two schools closing in the Pontypool areas since 2017 the number of places has increased. There continues to be a significantly lower free breakfast initiative places available in Blaenavon due to only one school operating in the area.

Figure 200 No. of places available TCBC Data

Area	Name of Schools	Places Available (Sept 2016)
Blaenavon 2 (Blaenavon)	BLAENAVON HERITAGE VC	450 (cap – without nursery num)
Fairwater 2 (Cwmbran)	BLENHEIM ROAD	315 (cap – without nursery num)
Coed Eva (Cwmbran)	COED EVA PRIMARY	420 (cap – without nursery num)
Croesyceiliog North 2(Cwmbran)	CROESYCEILIOG PRIMARY	420 (cap – without nursery num)
Croesyceiliog South (Cwmbran)	CROWNBRIDGE	101 (cap – without nursery)
Llantarnam 3 (Cwmbran)	OUR LADY OF THE ANGELS RC	210 (cap – without nursery)
Pontnewynydd (Pontypool)	CWMFFRWDOER	315 (cap) (increase 105)
Fairwater (Torfaen) 3	HENLLYS	210 (cap)
Abersychan 2 (Pontypool)	GARNTEG	420 (cap – without nursery) (increase 161)
Brynwern (Pontypool)	GEORGE STREET	420 (cap – without nursery)
Fairwater 3 (Cwmbran)	GREENMEADOW	258 (cap) (decrease 21)
Panteg 2 (Pontypool)	GRIFFITHSTOWN	420 (cap – without nursery)
Llantarnam 2 (Cwmbran)	LLANTARNAM	315 (cap – without nursery)
Llanyrafon North (Cwmbran)	LLANYRAVON	407 (cap)
Pontnewydd 3 (Cwmbran)	MAENDY	231 (cap – without nursery) (increase2)
Coed Eva (Cwmbran)	NANT CELYN	420 (cap – without nursery)
Brynwern (Pontypool)	PADRE PIO	210 (cap)
St.Cadocs & Penygarn	PENYGARN	446 (cap – without nursery) (decrease 23)
Llanyrafon South 2	PONTHIR	118 (cap)
Upper Cwmbran 4 (Cwmbran)	PONTNEWYDD	386 (cap - without nursery)
New Inn 2 (Pontypool)	NEW INN** (Sonic)	46 (increase 6)
Pontnewydd 2 (Cwmbran)	ST DAVIDS **(playworks)	210 (cap – without nursery) (decrease 16)
Upper Cwmbran 3 (Cwmbran)	WOODLANDS	319 (cap – without nursery) (increase 1)
Abersychan 1 (Pontypool)	YSGOL BRYN ONNEN	210 (cap – without nursery)
Panteg 4 (Pontypool)	YSGOL PANTEG INFANTS	420 (cap – without nurse) (increase132 relocation)

Figure 201 shows the average number of children attending all free breakfast provisions based at schools. The data was supplied by the Torfaen Catering team and reflects the number of children attending from April 2021 – November 2021. Data was not available for provision held locally within the New Inn area.

Figure 201

TORFAEN SITES	Apr 21	May 21	Jun 21	Jul 21	Sep 21	Oct 21	Nov 21	Dec 21	Jan 22	Feb 22	Mar 22	TOTALS	% of total served	Average per day
Blaenavon	91	500	413	420	591	807	854	0	0	0	0	3676	2.2%	20
Blenheim	765	951	581	672	852	1129	928	0	0	0	0	5878	3.5%	32
Coed Eva	1160	1716	1145	1777	1189	1841	1949	0	0	0	0	10777	6.4%	58
Croesyceiliog	1156	1531	1143	1107	1205	1624	1671	0	0	0	0	9437	5.6%	51
Crownbridge	895	1120	940	1163	1200	1600	1620	0	0	0	0	8538	5.1%	46
Cwmbran RC	428	539	498	470	405	779	851	0	0	0	0	3970	2.4%	21
Cwmffrwoer	218	1030	872	853	1041	1365	1399	0	0	0	0	6778	4.0%	36
Garnteg	113	1086	1103	1023	1396	2018	2028	0	0	0	0	8767	5.2%	47
George Street	796	1073	923	806	1261	1826	1487	0	0	0	0	8172	4.9%	44
Greenmeadow	630	777	785	839	918	1665	1474	0	0	0	0	7088	4.2%	38
Griffithstown	1010	1305	1086	900	1170	1671	1743	0	0	0	0	8885	5.3%	48
Henllys	659	755	648	617	676	941	898	0	0	0	0	5194	3.1%	28
Llantarnam	1198	1627	1316	1279	1426	1937	1987	0	0	0	0	10770	6.4%	58
Llanyravon	774	1109	860	770	1317	1710	1696	0	0	0	0	8236	4.9%	44
Maendy	510	601	473	454	642	831	907	0	0	0	0	4418	2.6%	24
Nant Celyn	1140	1649	1305	1403	1253	1997	1910	0	0	0	0	10657	6.3%	57
Padre Pio	545	959	828	761	846	1043	986	0	0	0	0	5968	3.6%	32
Penygarn	1238	1518	1139	1106	1043	1581	1795	0	0	0	0	9420	5.6%	51
Ponthir	328	387	264	267	398	566	536	0	0	0	0	2746	1.6%	15
Pontnewydd	596	1147	885	799	1130	1512	1495	0	0	0	0	7564	4.5%	41
St Davids	89	467	406	355	446	725	817	0	0	0	0	3305	2.0%	18
Woodlands	348	1421	1204	1069	1350	1794	1905	0	0	0	0	9091	5.4%	49
Ysgol Bryn Onnen	284	382	335	338	367	506	506	0	0	0	0	2718	1.6%	15

Ysgol Panteg	0	621	535	606	1118	1479	1469	0	0	0	0	5828	3.5%	31
<b>TOTALS</b>	<b>14971</b>	<b>24271</b>	<b>19687</b>	<b>19854</b>	<b>23240</b>	<b>32947</b>	<b>32911</b>	<b>0</b>	<b>0</b>	<b>0</b>	<b>0</b>	<b>167881</b>		903

Despite the large numbers of children being registered at all schools, the average take up of places is significantly lower.

The higher average number of children attending free breakfast in the Cwmbran areas are;

- Coed Eva – 58 & 57 over two schools
- Llantarnam 2 – 58
- Croesyceiliog North 1 – 51

The higher average number of children attending free breakfast in the Pontypool areas are;

- St. Cadocs & Penygarn – 51
- Panteg 2 – 48
- Abersychan 2 – 47
- George Street - 44

Children attending free breakfast within the Blaenavon 2 area have on average one of the lowest attendance levels throughout the borough (along with Abersychan 1 - 15, Llanyrafon South - 15 and Pontnewydd 2 - 18)



## 12. CIW de-registrations 2021 -2022

The number of CIW de-registrations are recorded annually by Torfaen Family Information Service. The below summary evaluates the number of registered childcare providers who de-registered between April 2021 – February 2022.

A total of registered 10 Childminders de-registered during this time equating to a loss of 61 childcare places. During this period there have been no new registrations for Childminders in Torfaen. Whilst this has been acknowledged as a Wales wide problem, the number of Childminders in Torfaen has rapidly declined over the last 3 CSAs.

In addition to this a further registered Childminder is on suspension with 6 childcare places being unavailable. Therefore, a total of 67 registered childcare places with Childminders have been lost by de-registration and suspension.

During April 2021 to February 2022 the following childcare providers have also deregistered:

- 1 Playgroup provision at a loss of 15 registered places. A further Cylch Meithrin has suspended services for playgroup sessions at a loss of 13 Welsh Medium registered places, however the breakfast provision at the same provisions remains and is operating an unregistered breakfast club for 13 places.
- 2 registered After School Clubs have stopped providing services since Covid (total loss of 28 registered places)
- 1 registered Before School cClub also stopped providing services at the beginning of the pandemic (loss of 10 places)
- 1 unregistered After School Club closed and reopened as an after school play provision delivered by Torfaen Play (total of 24 childcare places unchanged)

During April 2021 to February 2022 the following childcare provisions have become registered or are operating unregistered prior to CIW registration;

- 1 After School club (total of 8 registered place, please note this provision is per referral only)
- 1 Playgroup (total of 30 registered places)
- 1 Playgroup re-registration following relocation of premises on school site (total of 36 registered places)
- 1 unregistered After School club (total of 20 unregistered places, awaiting CIW registration)

Therefore, a total of 114 registered places have been lost, 19 registered places are on suspension, 74 registered places and 20 unregistered places have been gained. Net loss of places during April 2021 – February 2022 = 39.

Figure 202: Loss and gain of places with childcare providers April 2021-February 2022 by LSOA

LSOA Area	No of registered places lost				No of registered places gained		No of unregistered places gained	No of suspended places		Net Totals
	Childminder	Playgroup	After School Club	Before School Club	Playgroup	After School Club	After School Club	Childminder	Cylch Meithrin	
Blaenavon 3	6	-	-	-	-	-	-	-	-	-6
Blaenavon 4	5	-	-	-	-	-	-	-	-	-5
Coed Eva	-	-	-	-	30	-	-	-	-	+30
Croesyceiliog North 1	-	-	10	10	-	-	-	-	-	-20
Cwmyniscoy	8	-	-	-	-	-	-	-	-	-8
Fairwater 3	-	15	-	-	-	-	-	-	-	-15
Fairwater 4	6	-	-	-	-	-	-	-	-	-6
Greenmeadow 2	-	-	-	-	-	-	-	6	-	-6
Llantarnam 1	5	-	18	-	-	-	-	-	-	-23
Llantarnam 2	-	-	-	-	36	-	-	-	-	+36
New Inn 2	6	-	-	-	-	8	-	-	-	+2
Panteg 2	5	-	-	-	-	-	20	-	-	+15
Pontnewydd 4	4	-	-	-	-	-	-	-	-	-4
St.Dials 1	-	-	-	-	-	-	-	-	13	-13
Trevethin 2	6	-	-	-	-	-	-	-	-	-6
Two Locks 1	-	-	-	-	-	-	-	-	-	-
Upper Cwmbran 1	10	-	-	-	-	-	-	-	-	-10
Totals	61	15	28	10	66	8	20	6	13	39

Figure 202 shows that the LSOA with the highest loss of places are in the Llantarnam 1 and Croesyceiliog North 1 LSOA area.

The highest number of places gained are in the Llantarnam 2 and Coed Eva LSOA area.

The highest loss of all registered places are due to the deregistration's of registered Childminders.

### **13. Quality of provision, Working Tax/Universal Credit, Tax Free Child care and the Childcare Offer for Wales**

For the purpose of this assessment, quality in terms of childcare provision in Torfaen is taken to be assured where a childcare setting is registered to provide childcare by CIW and this type of childcare is referred to as 'registered childcare' throughout this report.

CIW regulate childcare provision, registering and inspecting settings that provide childcare for children aged up to twelve years of age. Currently, there is no requirement for childcare that offers care for older children to register.

Childcare settings are not required to register with CIW where they operate their childcare service for less than two hours per day or where they care exclusively for older children.

CIW registered childcare places are also important in terms of the Childcare Sufficiency Assessment in that eligible parents/carers can apply for financial assistance with the cost of childcare through Working Tax Credit / Universal Tax Credit Childcare Element, Tax Free Childcare and the Childcare Offer for Wales.

The Childcare Element of Working Tax Credit is financial help towards the costs of childcare. A minority of families in Torfaen may still be in receipt of Working Tax Credit where they could claim up to 70% of the cost of registered childcare, however all new claimants will now claim under Universal Credit.

Universal Credit could help eligible working families save up to 85% of their childcare cost. Eligible families could claim up to £646 for one child and £1108 for 2 or more children per year.

Tax Free Childcare could help eligible working families save up to £500 every 3 months (up to £2,000 a year) for each of their children. This increases up to £1,000 every 3 months if a child is disabled (up to £4,000 a year). Eligible families can claim Tax-Free Childcare at the same time as the Childcare Offer for Wales, providing they meet the criteria for both. Tax-Free childcare replaced Childcare Vouchers for all new claimants during October 2018.

Childcare Vouchers can allow eligible families to sacrifice £55 a week out of their wages, where they do not pay tax or National Insurance on. If part of a couple, both parents can make this salary sacrifice to pay for registered childcare. This only applies to families who were registered to receive Childcare Vouchers prior to October 2018.

The Childcare Offer for Wales is a Welsh Government initiative and will provide eligible working parents with 30 hours of early education and childcare, for 3 to 4 year olds only. The Offer is a combination of The Childcare Offer for Wales is a combination of Foundation Phase Nursery (FPN) (between 10 – 12.5 hours) and childcare (between 17.5 – 20 hours), for up to 48 weeks per year.

Eligible working parents will need to be earning the equivalent of 16 hours at national minimum wage, national living wage or more, and be a resident in Torfaen. An upper income cap for working parents is set at £100,000. If part of a couple, both parents must be working and meet this requirement. If either parent earns above this upper income cap, they will not be eligible for the offer.

Redeemable childcare places are any childcare places that are specified as 'registered' or 'CIW registered' in this report.

Information extracted from the SASS shows that there are;

20 out of 28 Childminders are registered and accepting payments for Tax Free Childcare / Childcare Vouchers  
25 out of 28 Childminders are registered for the Childcare Offer for Wales

22 out of 33 Full Day Care settings are registered and accepting payments for Tax Free Childcare / Childcare Vouchers  
32 out of 33 Full Day Care settings are registered for the Childcare Offer for Wales

3 out of 6 Sessional Day Care settings registered and accepting payments for Tax Free Childcare / Childcare Vouchers  
4 out of 6 Sessional Day Care settings are registered for the Childcare Offer for Wales

4 out of 5 Out of School Care settings are registered and accepting payments for Tax Free Childcare / Childcare Vouchers  
2 out of 6 Sessional Day Care settings are registered for the Childcare Offer for Wales

Information held by Family Information Service on DEWIS Cymru shows that there are;

11 out of 35 Childminders are registered for Tax Free Childcare  
28 out of 35 Childminders are registered for Childcare Vouchers  
29 out of 35 Childminders are registered for the Childcare Offer for Wales

All 17 Day Nurseries are registered for Tax Free Childcare  
All 17 Day Nurseries are registered for Childcare Vouchers

All 17 Day Nurseries are registered for the Childcare Offer for Wales

11 out of 28 Playgroup / Cylch Meithrin (including day nursery wraparound) are registered for Tax Free Childcare

17 Playgroup / Cylch Meithrin (including day nursery wraparound) are registered for Childcare Vouchers

24 Playgroup / Cylch Meithrin (including day nursery wraparound) are registered for the Childcare Offer for Wales

5 out of 28 After School Clubs are registered for Tax Free Childcare

17 out of 28 After School Clubs are registered for Childcare Vouchers

5 out of 28 After School Clubs are registered for the Childcare Offer for Wales

0 out of 36 (including free breakfast clubs) Before School clubs are registered for Tax Free Childcare

11 out of 36 (including free breakfast clubs) Before School clubs are registered for Childcare Vouchers

0 out of 36 (including free breakfast clubs) Before School clubs are registered for the Childcare Offer for Wales

## 14 Understanding the Needs of Parents/ Carers

### 14.1 Overview of Consultation

This section presents findings from the Parent / Carer survey conducted by Torfaen County Borough Council as part of the 2022 Childcare Sufficiency Assessment. The summary of the information contained in this report was collated by Welsh Government analysed by Torfaen Family Information Service.

#### **Methodology**

The online Parent/Carer Questionnaire (Appendix 1) was developed by Welsh Government in accordance to Childcare Statutory Guidance 2016 and consultation with Local Authorities. The Parent /Carer survey questionnaire was published online at <https://bit.ly/YourViewsOnChildcare2021> .

The Parent/Carer survey was promoted via Torfaen Family Information Service and Torfaen County Borough Councils social media pages through a series of campaign messages and outreach engagement. The Parent Carer survey was further promoted via Flying Start sessions, school newsletters, employability teams and childcare providers. The Parent Carer survey was also promoted nationally through Welsh Government social media pages such as the Childcare Offer for Wales and Education Begins at Home.

A total of 501 respondents provided valid questionnaire responses. This is a higher response rate for the Parent/Carer questionnaire for the 2017 CSA (which received 274 responses). It is worth noting that during the publication time of the Parent / Carer survey there were several Torfaen County Borough Council active consultations published at the same time at <https://getinvolved.torfaen.gov.uk>. These included the Well-being Assessment, Welsh in Education Strategic Plan 2022-2032, Climate and Nature Emergency Draft Action Plan Consultation, Help Us Plan For a Successful, Sustainable Torfaen Economy and Torfaen Together 2021. It can be considered that due to the large number of consultations targeting large numbers of families living in Torfaen, and within the same period of time, this once again may have affected the response rate for the Parent / Carer survey.

This section analyses the findings from the 501 valid questionnaire responses received from parents/carers. It examines;

- The profile of parents/carers who responded to the survey
- Ages of children
- Current Use of Childcare
- Accessibility/ availability and affordability of childcare provision

- Age range of children using/ not using childcare
- Reasons for using/ not using childcare
- Issues accessing childcare in the last year
- Children accessing funded early years education place
- Children accessing the Childcare Offer for Wales
- Children accessing funded childcare place in Flying Start
- Number of places required for children who have additional learning needs or who require specialist care due to a disability
- Demand for future childcare
- Families accessing financial assistance towards the cost of registered childcare
- Parental views on the childcare on offer

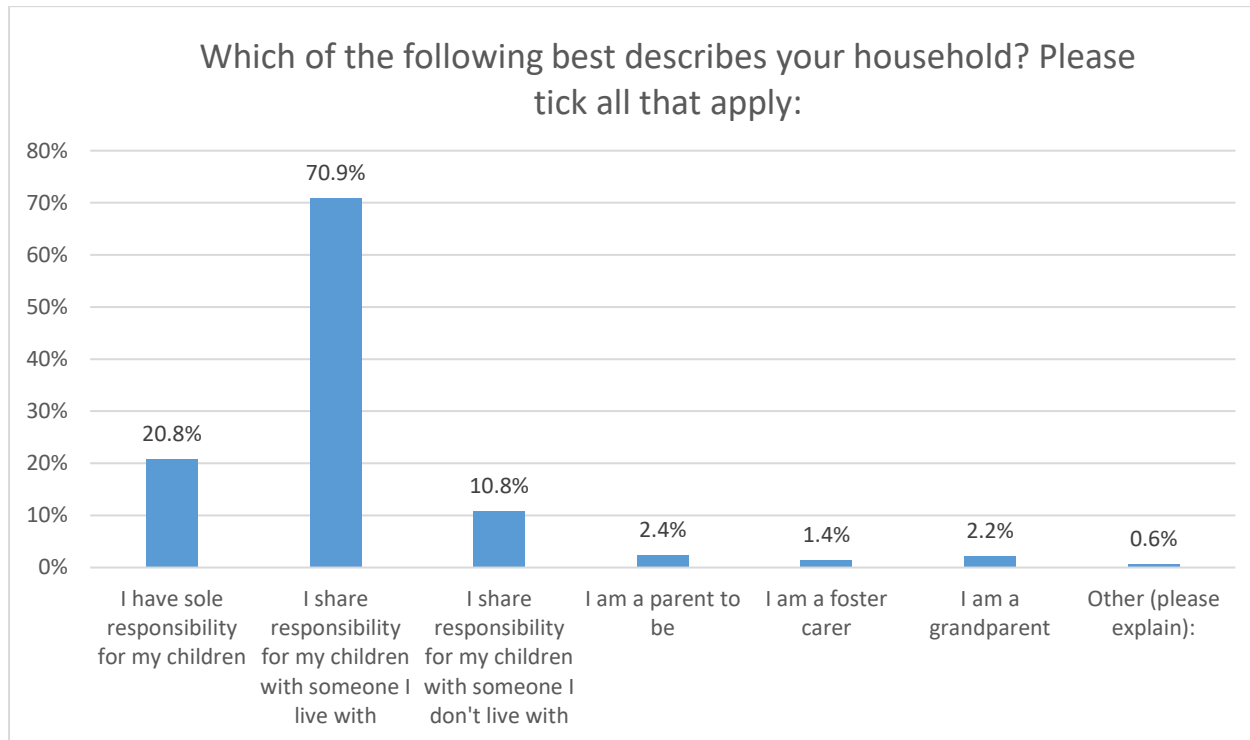
The following analysis was compiled and reported by Torfaen Family Information Service.

## Overview

### Parental responsibility

71% of parent/carer who responded to the survey share responsibility of their children with someone they live with. 21% are lone parents and 11% are parents who share parental responsibility

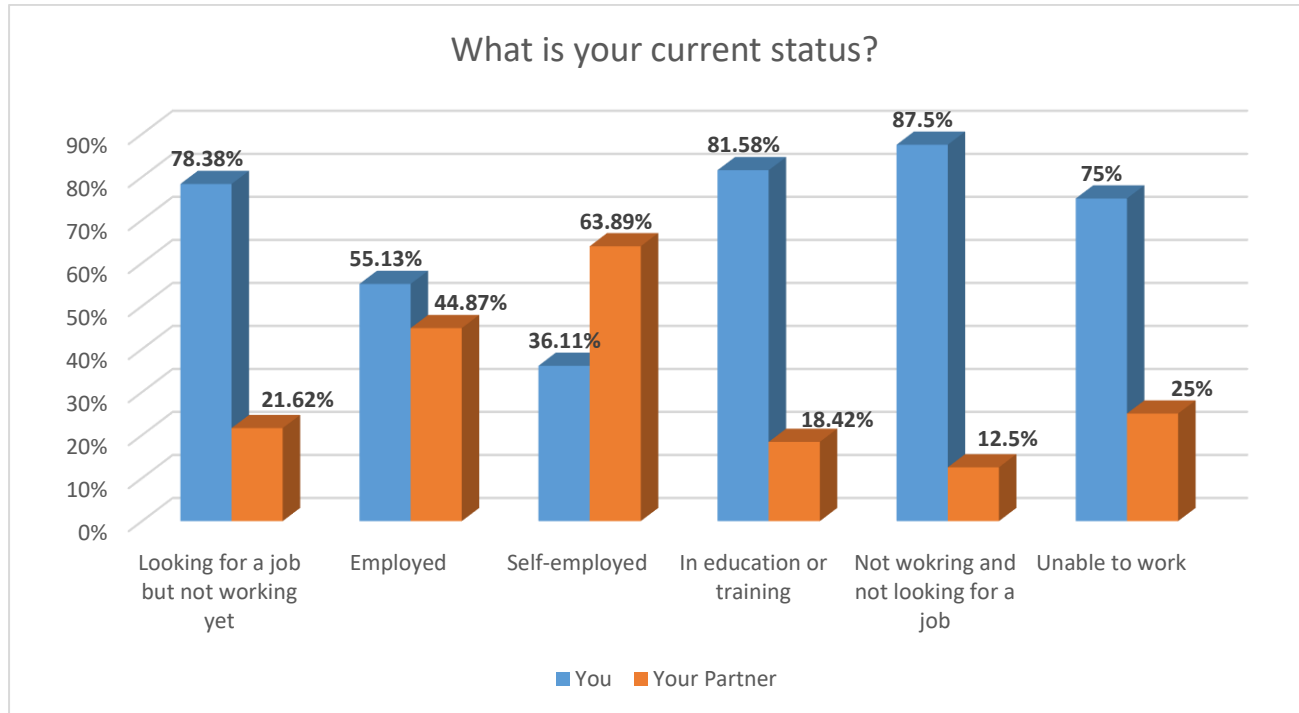
Figure 203















## Employment Status

Figure 204



Respondents by annual household income per week

Figure 205

	up to £100		
	£100 to £149		
	£150 to £249		
	£250 to £349		
	£350 to £499		
	£500 to £580		
	£581 to £750		
	£750 to £999		
	More than £1,000		
	Prefer not to say		19.57%

Respondents by Ethnic Group

Figure 206

Ethnic Group	Number
White	476
Mixed/ Multiple Ethnic Groups	12
Asian/ Asian British	5
Black/ African/ Caribbean/ Black British	3
Other Ethnic Group	1
Prefer not to say	4

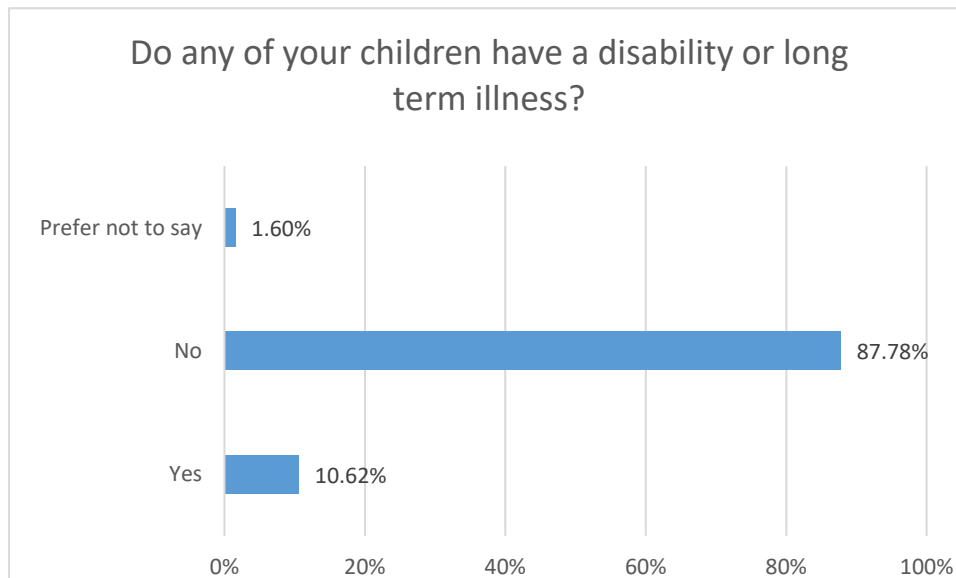
Respondents' children by age group

Figure 207

	Under age 2			
	Age 2			
	Age 3			
	Age 4			
	Age 5 to 8			
	Age 9 to 11			
	Age 12 to 17		25.30%	126

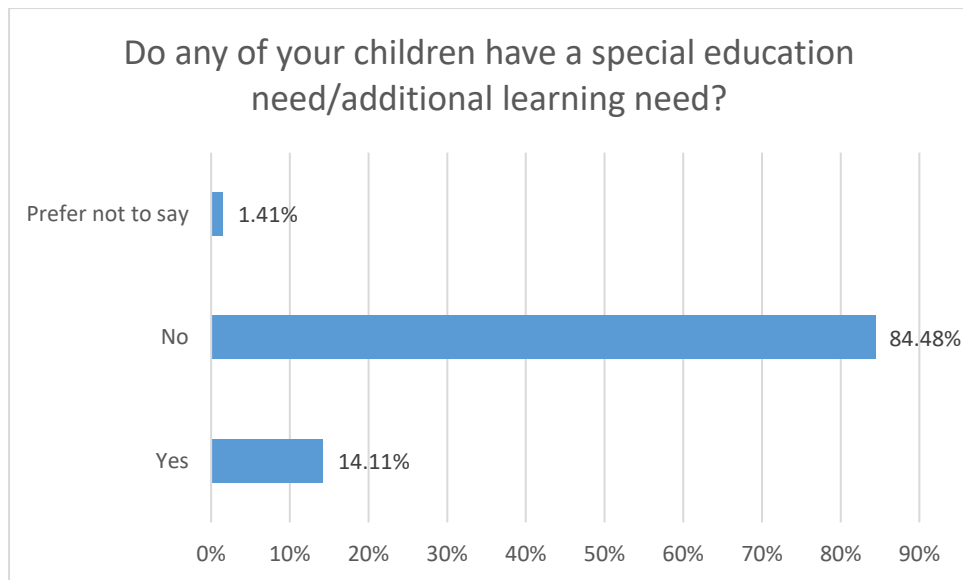
Respondents with children who have disability or long-term illness

Figure 208



Respondents with children who have a special education need / additional learning need

Figure 209



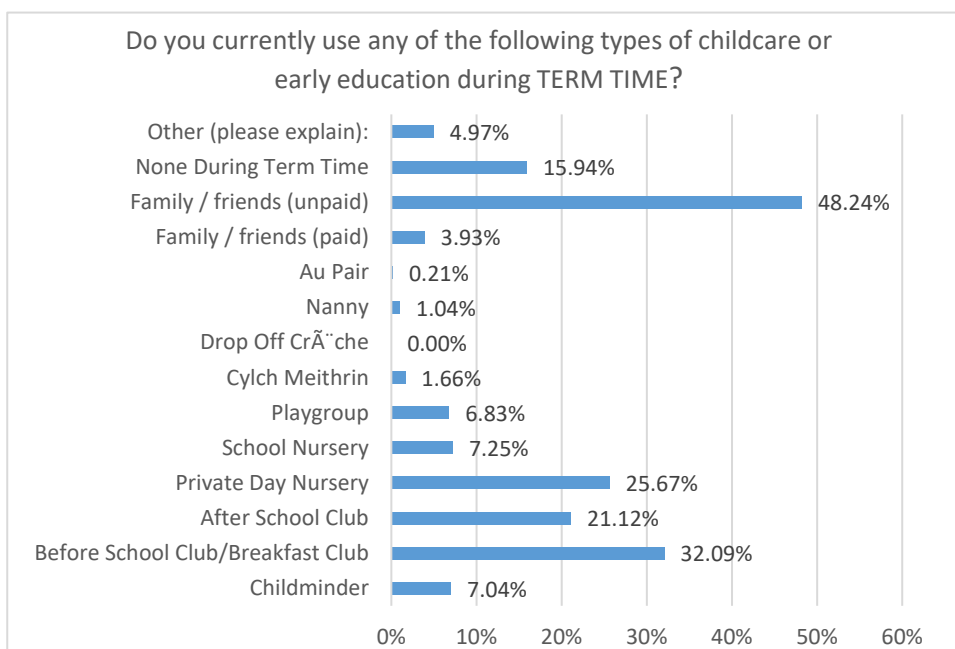
## 14.2 Current Use of childcare

### Analysis of Current User of Childcare Provision

Responses from the Parent / Carer survey revealed that families in Torfaen are using a variety of childcare for children aged 0-17 years.

Data from the Parent/Carer Survey reveals that out of the 501 responses, 16% parents do not use childcare during term time and 18% do not use childcare during school holidays. 18 responses are unaccounted for.

**Figure 211**



**Figure 212**

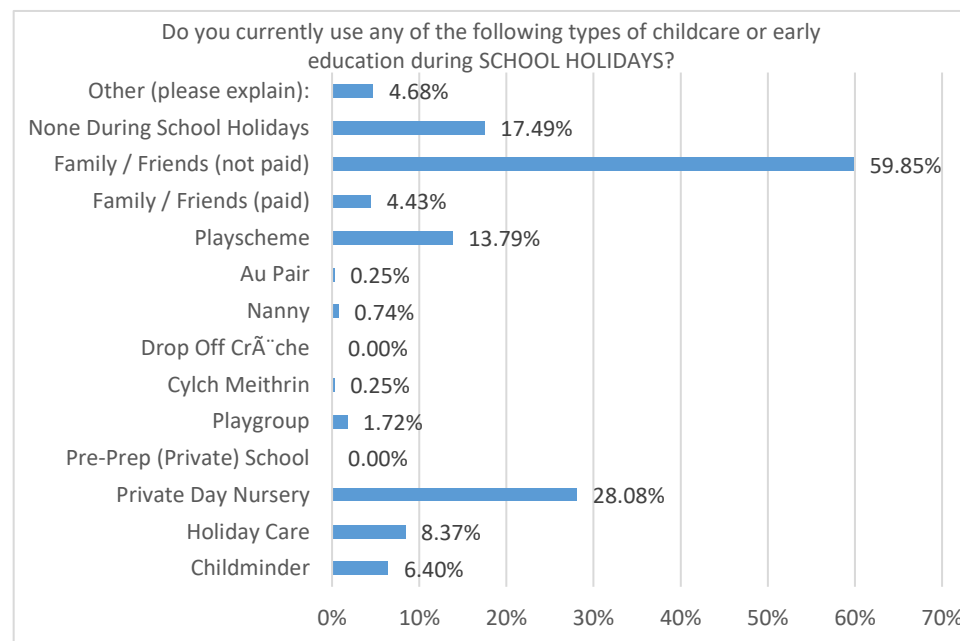


Figure 213 shows the number of respondents that use childcare in term time and holidays. Term time is the most popular time to use childcare with holiday use seeing 60 fewer respondents using these provisions.

Figure 213

	Number	Percentage
Term use	369	74%
Holiday use	309	62%

Range of services being used during Term Time and School Holidays

The main type of childcare being used as reported by parent/carers who completed the parent carer survey during term time are;

- Family and/or friends -not paid during both term time (48%) and school holidays (60%)
- Before School Clubs / Breakfast clubs (32%) (change from 2017 where Day nursery was the 2<sup>nd</sup> highest form of childcare, Breakfast clubs were ranked 4<sup>th</sup> in the 2017 assessment)
- Private Day Nursery (26%)
- After School Clubs (21%)
- School nursery (7%)

The least types of childcare accessed during term time childcare include;

- Au Pair (0.2%)
- Nanny (1%)
- Cylch Meithrin (2%)
- Family/Friends paid (4%)
- Childminder (7%)

16% of parent/carers who responded to the survey do not use childcare during term time, 17% do not use childcare during school holidays.

Figure 214 shows the household use of childcare during term time, per residing LSOA area

Figure 214

Term Time	Childminder	Before School Club/Breakfast Club	After School Club	Private Day Nursery	School Nursery	Playgroup	Cylch Meithrin	Drop Off Crèche	Nanny	Au Pair	Family / friends (paid)	Family / friends (unpaid)
Abersychan 1			1	1	1							3
Abersychan 2		1	1	2	1	1	1		1			4
Abersychan 3	1	1		1					1			1
Abersychan 4		1		3	1	2						4
Abersychan 5		1	1	1								3
Blaenavon 1	1		1			1						1
Blaenavon 2		2	2	1	1	1						1
Blaenavon 3		1	1	2	1							1
Blaenavon 4			2	3								2
Brynwern	2	1		6	1		1				2	6
Coed Eva	2	7	9	8	1	1					3	13
Croesyceiliog North 1	2	1	1	1	1							4
Croesyceiliog North 2		3	3	3	2	1						4
Croesyceiliog South		2	1	4	1	2						3

Cwmyniscoy	1	2	1	1								1
Fairwater (Torfaen) 1		3	2	2	1	1						8
Fairwater (Torfaen) 2		2	2	1	1						1	5
Fairwater (Torfaen) 3		2	2	1		1						4
Fairwater (Torfaen) 4	1	2	2									3
Greenmeadow 1		3	1	3	1							2
Greenmeadow 2	1	4	1	3	2						2	4
Llantarnam 1		3	2	2	1		1					9
Llantarnam 2	2	10	5	3			1					10
Llantarnam 3		2	1	3								4
Llanyrafon North		9	4	2		1		1			3	10
Llanyrafon South 1	1	8	5	2	2	2			1	1		8
Llanyrafon South 2	2	5	4	2		1					1	5
New Inn 1		2	2	2								3
New Inn 2				2								3
New Inn 3				1								1
New Inn 4				2								1
Panteg 1	1	1	1	2								2



Panteg 2				1	1							1
Panteg 3	1	1		2	1						1	2
Panteg 4	1	7	4	3								10
Panteg 5		2	1	3								2
Pontnewydd 1	1	3	2		2	1						4
Pontnewydd 2		5	1	3	2				1		1	5
Pontnewydd 3		2		1		1						5
Pontnewydd 4	1	3		1								1
Pontnewynydd		1	2									
Pontypool			2	1	1	1						3
Snatchwood	1	1	1	1		1						2
St. Dials 1	1	3	1	2	1						1	6
St. Dials 2			1									2
St. Dials 3	1	7	3	7	3	3	1					5
Trevethin 1		2	2	1		2						1
Trevethin 2	1	1	1		1	1						1
Two Locks 1	2	5	4	5								7
Two Locks 2		2	1									2

Two Locks 3		1	1	1		1						3
Two Locks 4		2	1		1							1
Upper Cwmbran 1		1		1								1
Upper Cwmbran 2		1	1	4								3
Upper Cwmbran 3				1		1						1
Upper Cwmbran 4		2	1									2
Wainfelin 1		1	1				1					
Torfaen	27	132	89	108	32	27	6	0	5	1	15	203

With the exception of Family/Friends – not paid, the majority of parents/carers access the following childcare during the school holidays ;

- Private Day Nursery (28%)
- Playscheme (14%)
- Holiday Care (8%)
- Childminder (6%)

The least types of childcare accessed during school holidays include;

- Au Pair (0.2%)
- Nanny (1%)
- Cylch Meithrin (0.2%)
- Playgroup (2%)
- Friends/Family paid (4%)

It is worth noting that during school holidays, Cylch Meithrin and Playgroup settings are typically closed so the data would always produce a low rate of access.

Figure 215 shows the household use of childcare during school holidays, per residing LSOA area

Figure 215

Holiday	Childminder	Holiday Care	Private Day Nursery	Pre Prep (Private) School	Playgroup	Cylch Meithrin	Drop Off Crèche	Nanny	Au Pair	Playscheme	Family / Friends (paid)	Family / Friends (unpaid)
Abersychan 1			2									2
Abersychan 2			2		1							2
Abersychan 3	1											2
Abersychan 4		1	3		1					1		4
Abersychan 5			1							1		
Blaenavon 1			1									1
Blaenavon 2		1										4
Blaenavon 3			3									2
Blaenavon 4			2									3
Brynwern	2		3							1	1	6
Coed Eva	2	1	7							6	4	15
Croesyceiliog North 1	1		1							2		3
Croesyceiliog North 2		1	3									5
Croesyceiliog South		1	5								1	4
Cwmyniscoy	1		1							1		2
Fairwater (Torfaen) 1		1	2							1		7

Fairwater (Torfaen) 2		1	2							3	1	5
Fairwater (Torfaen) 3										2		3
Fairwater (Torfaen) 4			1							2		1
Greenmeadow 1			3									3
Greenmeadow 2	1		2							1	1	5
Llantarnam 1	1		3							3		8
Llantarnam 2	2	3	2							1		10
Llantarnam 3		1	3							1		4
Llanyrafon North		6	2				1			1	3	12
Llanyrafon South 1		1	2				1	1		1		7
Llanyrafon South 2	1		1							1		5
New Inn 1			1							3		3
New Inn 2			2									3
New Inn 3			1									1
New Inn 4			2									1
Panteg 1	1		2									3
Panteg 2			1									1
Panteg 3	1		1								1	2
Panteg 4	1		5							1		8
Panteg 5			2									2
Pontnewydd 1	1				1					1		3
Pontnewydd 2		3	3		2			1		5	1	5

Pontnewydd 3		1	1									4
Pontnewydd 4	1	1	1							1		3
Pontnewynydd		1								1		
Pontypool		1										3
Snatchwood	1		1									3
St. Dials 1	1	1	2							1	1	6
St. Dials 2												2
St. Dials 3	1	2	7			1				3	1	6
Trevethin 1		1	1							1		1
Trevethin 2											1	2
Two Locks 1	1		4							1		7
Two Locks 2		1								1		2
Two Locks 3			1									3
Two Locks 4												2
Upper Cwmbran 1			1									1
Upper Cwmbran 2			4									3
Upper Cwmbran 3			1									2
Upper Cwmbran 4		1								1		2
Torfaen	21	31	101	0	5	1	0	3	1	49	16	209

Further use of childcare as abstracted by the Parent/Carer survey reveals that other forms of childcare during term time include;

- Children staying at home due to home working / saving money on childcare by home working
- Togs Centre
- Play Service
- None needed due to maternity leave
- Find it difficult to find childcare that meets child's needs
- Nothing suitable for my child in the area
- Accessing Flying Start during term time
- Wraparound service at school
- Breakfast club but unsuccessful with afterschool club as full

During School holidays parents/carers who responded to the survey identified the following other forms of childcare used during this period;

- Not required due to maternity leave or other parent term time
- Sports clubs / performing arts
- Taking annual leave to care for children
- Togs Centre
- Torfaen Play
- Unable to find childcare for child's needs

Many parents also reported that they did not require childcare during the school holiday, others reported that they could not afford it or have stopped using childcare since Covid-19.

Please note that the above data could overestimate the number of childcare currently being used due to limitations of the survey. It is impossible to distinguish between childcare use and individual children.

Current use of childcare for households with a child with a disability/long term illness and households with a child with a Special Educational Need (SEN) or Additional Learning Need (ALN).

Data from the parent /survey identified 53 households with a child with a disability or long-term illness. A further 70 households were identified with a child with a special educational need (SEN) / additional learning need (ALN). Please note that due to limitation of the survey it is possible that some households are identified as both, the number of children attending these services are also unattainable.

Figure 216 shows current childcare use for households with a child with a disability or long-term illness during Term time

Figure 216

	Do you currently use any of the following types of childcare or early education DURING TERM TIME												
	Childminder	Before School Club/Breakfast Club	After School Club	Private Day Nursery	School Nursery	Playgroup	Cylch Meithrin	Drop Off Crèche	Nanny	Au Pair	Family / friends (paid)	Family / friends (unpaid)	None During Term Time
Household with a child with a disability/long term illness	2	15	5	6	1	7	1	0	0	0	1	18	13

The main type of childcare being used as during Term Time are;

- Family/Friends (unpaid) (34%)
- Before School Club/Breakfast Club (28%)
- Playgroup (13%)
- Private Day Nursery (11%)
- After School Club (9%)

A further 25% reported that they use no childcare during term time.

Figure 217 shows current childcare use for households with a child with a disability or long-term illness during School Holidays

Figure 217

	Do you currently use any of the following types of childcare or early education DURING SCHOOL HOLIDAYS?												
	Childminder	Holiday Care	Private Day Nursery	Pre Prep (Private) School	Playgroup	Cylch Meithrin	Drop Off Crèche	Nanny	Au Pair	Playscheme	Family / Friends (paid)	Family / Friends (not paid)	None During School Holidays
Household with a child with a disability/long term illness	1	2	5	0	2	0	0	0	0	5	1	18	12

The main type of childcare being used during School Holidays are;

- Family/Friends (unpaid) (34%)
- Playscheme (9%)
- Private Day Nursery (9%)

A further 23% report they use no childcare during term time.

Figure 218 shows current childcare use for households with a child with SEN/ALN during Term time

Figure 218

	Do you currently use any of the following types of childcare or early education DURING TERM TIME													
	Childminder	Before School Club/Breakfast Club	After School Club	Private Day Nursery	School Nursery	Playgroup	Cylch Meithrin	Drop Off Crèche	Nanny	Au Pair	Family / friends (paid)	Family / friends (unpaid)	None During Term Time	
Household with a child with an SEN or ALN	3	24	14	8	4	8	1	0	0	0	1	22	14	

The main type of childcare being used during Term Time are;



- Before School Club/Breakfast Club (34%)
- Friends/Family (unpaid) (31%)
- After School Club (20%)
- Private Day Nursery (11%)
- Playgroup (11%)

A further 20% report they use no childcare during term time.

Figure 219 shows current childcare use for households with a child with a SEN / ALN during School Holidays

Figure 219

	Do you currently use any of the following types of childcare or early education DURING SCHOOL HOLIDAYS?												
	Childminder	Holiday Care	Private Day Nursery	Pre Prep (Private) School	Playgroup	Cylch Meithrin	Drop Off Crèche	Nanny	Au Pair	Playscheme	Family / Friends (paid)	Family / Friends (not paid)	None During School Holidays
Household with a child with an SEN or ALN	3	4	6	0	2	0	0	0	0	13	2	26	17

The main type of childcare being used during School Holidays are;

- Friends/Family (unpaid) (37%)
- Playscheme (19%)
- Private Day Nursery (9%)

A further 24% report they use no childcare during school holidays.

## Ages of children using childcare

Figure 220 shows the types of childcare used in term time by age, under 2's most commonly use unpaid family / friends, private day nurseries and before school clubs. 3-4 year olds have a lower number using unpaid family / friends and private day nurseries whereas playgroups are the most common.

Figure 220

Term Time	Childminder	Before School Club/Breakfast Club	After School Club	Private Day Nursery	School Nursery	Playgroup	Cylch Meithrin	Drop Off Crèche	Nanny	Au Pair	Family / friends (paid)	Family / friends (unpaid)
<2	14	40	22	92	7	21	4	0	4	0	10	93
3-4	13	38	22	36	31	120	5	0	1	0	3	59

Figure 220 shows the types of childcare used in holidays by age. Under 2's again most commonly use Private Day Nurseries and unpaid family / friends and this time the same can be seen in the data for 3-4 year olds

Figure 221

Holiday	Childminder	Holiday Care	Private Day Nursery	Pre Prep (Private) School	Playgroup	Cylch Meithrin	Drop Off Crèche	Nanny	Au Pair	Playscheme	Family / Friends (paid)	Family / Friends (unpaid)
<2	10	9	79	0	5	0	0	2	0	15	9	98
3-4	12	9	34	0	1	1	0	1	0	10	2	60

Figure 221 shows types of childcare open in both term time and holidays, day nurseries and unpaid family / friends are by far the most used for under 2's whereas for 3-4 year olds it's split between Playgroup and unpaid family / friends, with a large proportion also attending private day nurseries

Figure 222

Term time and Holidays	Childminder	Private Day Nursery	Playgroup	Cylch Meithrin	Drop Off Crèche	Nanny	Au Pair	Family / friends (paid)	Family / friends (unpaid)
<2	24	171	26	4	0	6	0	19	191
3-4	25	70	121	6	0	2	0	5	119

Figure 22 shows the age of respondents children attending childcare in term time and holidays, term time is the more popular option across all ages

Figure 223

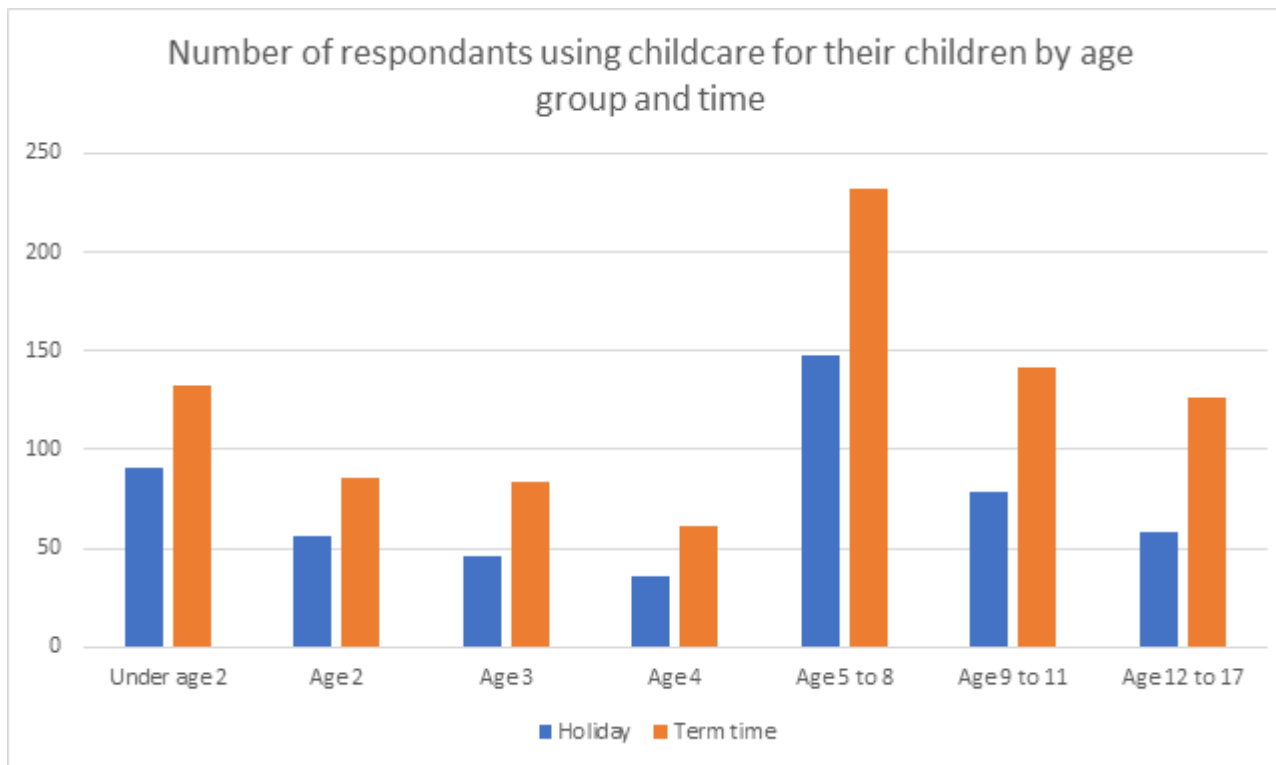


Figure 224 shows the age of respondents children using childcare at any time, the 5-8 age group has the highest demand for places with respondents to this survey

Figure 224

Ages of children using any childcare						
Under age 2	Age 2	Age 3	Age 4	Age 5 to 8	Age 9 to 11	Age 12 to 17
106	66	63	45	179	106	81

Figure 225 shows the age of respondents children not using childcare, again the 5-8 age group has the highest number which suggested a disproportionate response rate from that age group. The reasons respondents had for not using childcare will be analysed in more detail later in this section

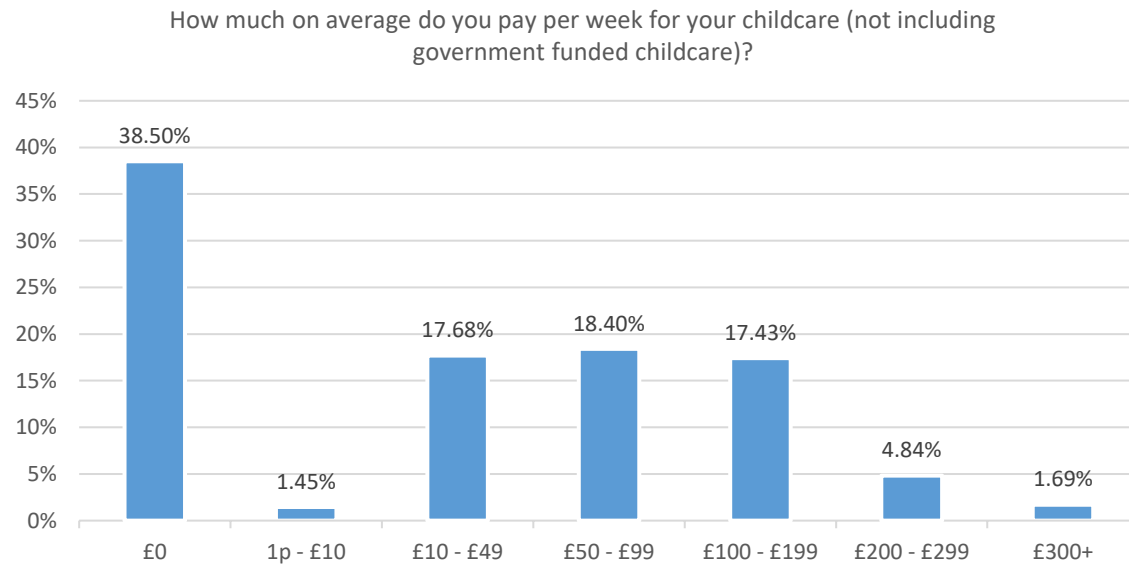
Figure 225

Ages of children using no childcare						
Under age 2	Age 2	Age 3	Age 4	Age 5 to 8	Age 9 to 11	Age 12 to 17
24	19	20	16	53	36	45

### Average Costs per week

18% parent carers pay on average between £50 - £99 per week on their current childcare, a further 18% pay between £10 - £49. 17% of parents/carers who pay for childcare spend an average of £100 - £199 per week. 38% of parents/carers do not pay for childcare, however this could be due to the large numbers of families reporting they use family/friends.

Figure 226a

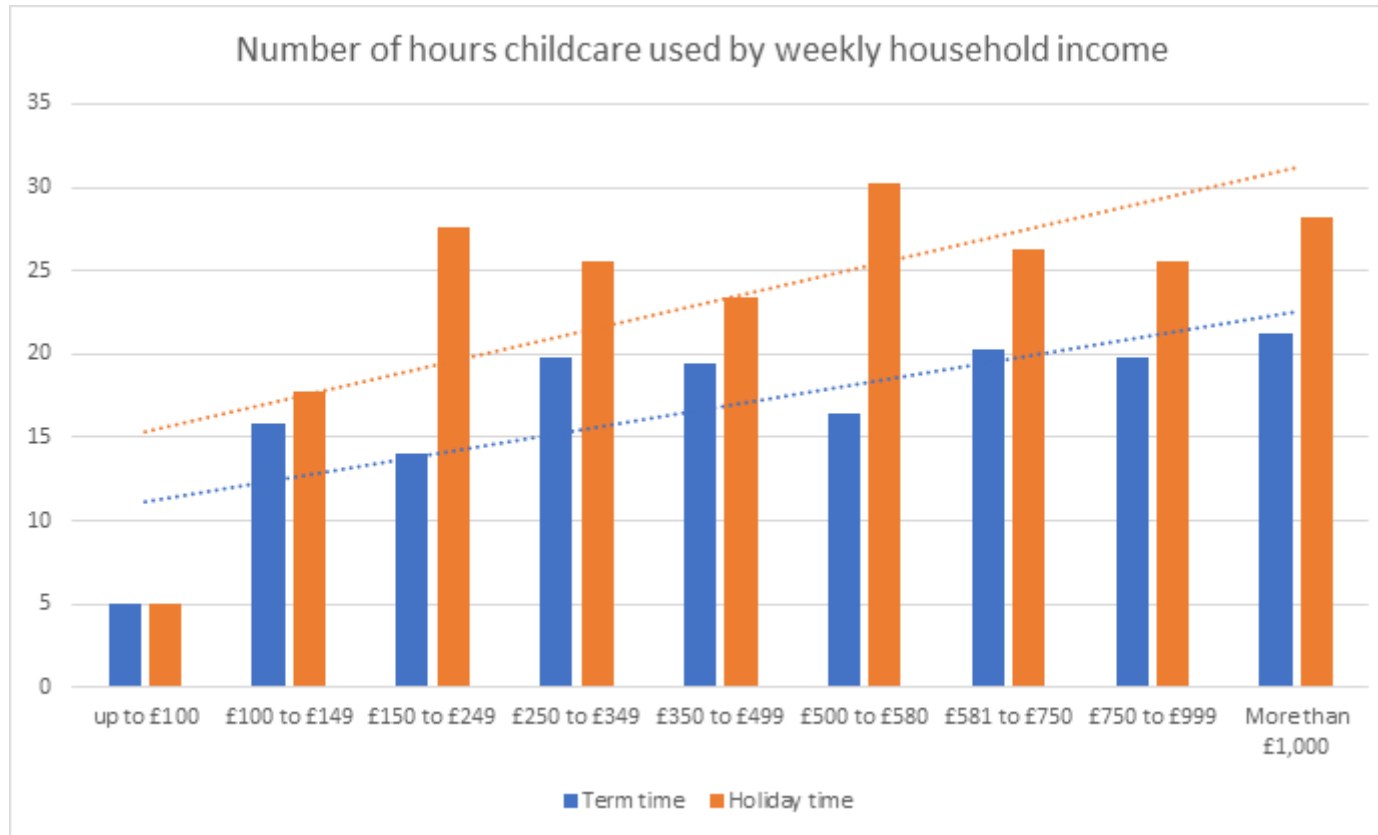


### Average hours used per week

Figure 226b shows the relationship between the number of hours childcare used and the weekly household income of that household. For both term time and holiday the amount of childcare used increases as the household income increases however the trend lessens if the £100-£149 household income bracket is removed from the analysis; it is not clear if this is due to the low

number of respondents in this income bracket or a wider issue with households on very low income not being able to access childcare.

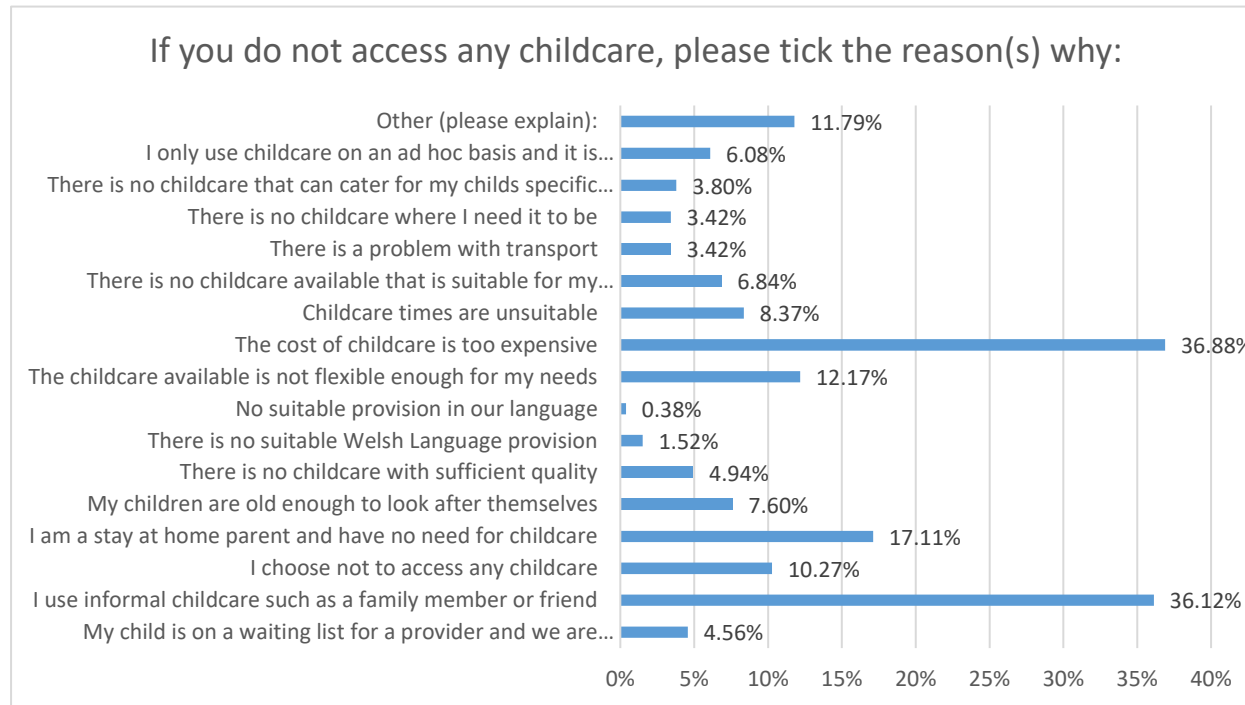
Figure 226b



## Reasons for not using childcare

A total of 263 reasons for not using childcare for some or all of their children were described by parent / carers who responded to the survey.

Figure 227 identifies the main reasons for parent/carers not using currently using childcare. The Main reasons for not using



Consistent with the 2017 CSA, parents identify the main two reasons for not currently using childcare is due to childcare being too expensive, or they use informal childcare such as friends and family.

Additionally, 12% of parent / carers who do not use childcare identified further reasons for not using childcare. Main reasons have been summarised below (or give geographical reasons)

- Child is too young
- Unsure of how to source information on childcare
- Working from home does not require childcare
- Unaware of help with childcare
- Cannot afford childcare for both children
- Childcare not available for weekend shift work
- Currently on maternity leave
- Work term time hours
- Have left employment due to cost of childcare
- Work around school hours
- Due to closure of settings in Covid, managed without childcare
- Don't need childcare
- Can only afford small amount of childcare

Figure 228 shows the reasons for not using childcare per LSOA area.

Figure 228

LSOA	If you do not access any childcare, please tick the reason(s) why:														
	My child is on a waiting list for a provider and we are waiting for a place to become	I use informal childcare such as a family member or friend	I choose not to access any childcare	I am a stay at home parent and have no need for childcare	My children are old enough to look after themselves	There is no childcare with sufficient quality	There is no suitable Welsh Language provision	No suitable provision in our language, which is neither Welsh nor English	The childcare available is not flexible enough for my needs	The cost of childcare is too expensive	Childcare times are unsuitable	There is no childcare available that is suitable for my child's age	There is a problem with transport	There is no childcare where I need it to be	There is no childcare that can cater for my child's specific needs



	ava la ble															
Abersychan 1	0	1	0	2	0	0	0	0	0	0	0	0	0	0	0	0
Abersychan 2	1	0	0	2	0	0	1	0	1	0	0	0	0	0	0	0
Abersychan 3	0	1	0	1	0	0	0	0	0	1	0	0	0	0	1	0
Abersychan 4	0	3	0	1	0	0	0	0	0	2	0	0	0	0	0	0
Abersychan 5	0	1	0	0	0	0	0	0	0	1	0	0	0	0	0	0
Blaenavon 1	0	0	0	0	0	0	0	0	0	1	0	0	0	0	0	0
Blaenavon 2	0	1	0	2	0	0	0	0	0	0	0	0	0	0	0	0
Blaenavon 3	0	1	0	0	0	0	0	0	0	0	0	0	0	0	0	0
Blaenavon 4	0	0	0	0	0	0	0	0	0	0	0	0	0	0	0	0

Brynwern	0	0	0	0	0	0	0	0	0	0	0	0	1	0	0	0	0
Coed Eva	0	0	3	2	1	0	0	0	0	1	5	0	0	0	0	0	0
Croesyceili og North 1	0	2	0	0	1	0	0	0	0	0	0	0	0	0	0	0	0
Croesyceili og North 2	0	2	0	1	1	0	1	0	1	2	1	1	0	1	0	0	0
Croesyceili og South	0	0	1	3	1	0	0	0	1	3	0	1	0	0	0	0	0
Cwmync oy	1	0	1	1	0	0	0	0	0	1	0	0	0	0	0	0	0
Fairwater (Torfaen) 1	1	3	0	0	1	0	0	0	0	1	0	0	0	0	0	0	0
Fairwater (Torfaen) 2	0	1	0	1	0	0	0	0	1	2	1	1	0	0	0	0	0
Fairwater (Torfaen) 3	0	2	0	0	0	0	0	0	0	2	0	0	0	0	0	0	0
Fairwater (Torfaen) 4	0	0	0	0	0	0	0	0	0	1	0	0	0	0	0	0	0

Greenmeadow 1	0	1	0	2	0	0	0	0	0	0	0	0	0	0	0	0
Greenmeadow 2	0	2	0	0	2	0	0	0	2	1	1	0	0	0	0	0
Greenmeadow 3	0	0	0	0	0	0	0	0	0	0	0	0	0	0	0	0
Llantarnam 1	0	5	2	0	1	1	0	0	2	4	2	1	0	0	1	2
Llantarnam 2	1	4	0	0	0	0	0	0	3	4	0	2	0	0	0	2
Llantarnam 3	1	0	0	0	0	0	0	0	0	0	0	0	0	0	0	0
Llanyrafon North	0	4	3	0	0	0	0	0	0	4	0	0	0	0	0	1
Llanyrafon South 1	0	2	0	0	0	1	0	0	2	2	1	0	0	1	0	2
Llanyrafon South 2	0	0	2	1	0	0	0	0	0	2	0	0	0	0	0	0
New Inn 1	1	1	1	0	1	0	0	0	1	2	0	0	1	1	0	1

New Inn 2	0	3	0	1	0	0	0	0	0	1	1	0	0	0	0	1
New Inn 3	1	0	0	0	0	0	0	0	0	2	0	0	0	0	0	0
New Inn 4	0	0	0	0	0	0	0	0	0	1	0	0	0	0	0	0
Panteg 2	0	1	0	0	1	0	0	0	0	0	0	0	0	0	0	0
Panteg 4	0	5	1	1	0	0	1	0	2	4	0	2	0	0	0	1
Panteg 5	0	1	0	0	1	0	0	0	0	1	0	1	0	0	0	0
Pontnewyd d 1	0	4	0	1	1	0	0	0	1	1	0	0	0	0	0	0
Pontnewyd d 2	2	7	1	0	1	0	0	0	0	5	1	1	0	0	0	0
Pontnewyd d 3	1	4	0	0	0	1	0	0	3	2	1	0	2	1	1	0
Pontnewyd d 4	0	2	0	2	1	0	0	0	0	2	0	0	0	0	0	1

Pontnewyn ydd	0	0	0	0	1	0	0	0	0	1	0	1	0	0	0	0
Pontypool	0	1	0	1	0	1	0	0	0	1	0	0	0	0	1	0
Snatchwood	0	1	0	0	0	0	0	0	0	0	0	0	0	0	0	0
St. Cadocs and Penygarn	0	1	0	0	1	0	0	0	0	0	0	1	0	0	0	0
St. Dials 1	1	3	0	1	0	1	0	1	1	3	1	0	0	1	2	0
St. Dials 2	0	2	0	2	1	0	0	0	0	0	0	0	1	1	0	0
St. Dials 3	0	3	1	0	0	4	1	0	4	7	4	1	1	3	2	1
Trevethin 1	0	0	0	3	0	0	0	0	1	1	1	0	1	0	0	0
Trevethin 2	0	1	0	2	0	0	0	0	0	0	0	0	0	0	0	0
Two Locks 1	1	1	1	1	0	0	0	0	0	0	0	0	0	0	0	0

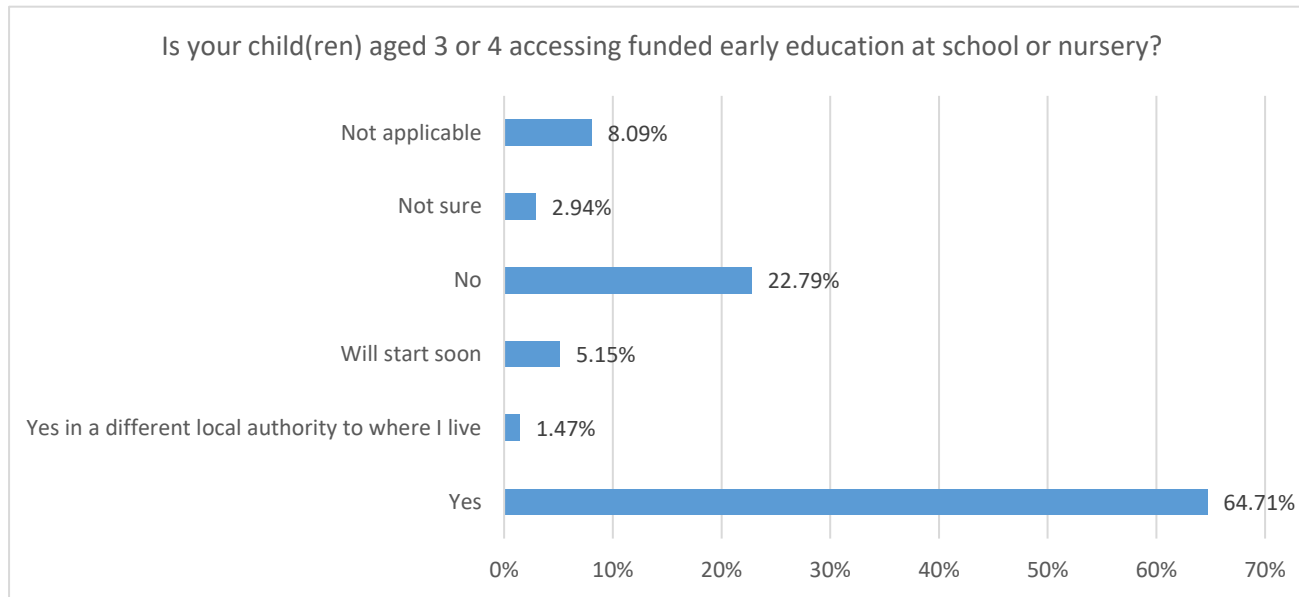
Two Locks 2	0	1	1	2	0	0	0	0	0	0	0	0	1	0	0	0	0
Two Locks 3	0	1	1	1	0	0	0	0	0	1	2	0	0	0	0	0	1
Two Locks 4	0	1	1	1	0	1	0	0	0	0	1	1	0	0	0	1	0
Upper Cwmbran 2	0	1	0	0	1	0	0	0	0	0	1	0	0	0	0	0	0
Upper Cwmbran 3	0	1	2	0	0	0	0	0	0	0	1	0	0	0	0	0	0
Upper Cwmbran 4	0	2	0	1	0	0	0	0	0	0	1	0	0	0	0	0	0
Wainfelin 2	0	0	0	0	0	0	0	0	0	0	1	0	0	0	0	0	0
Totals	12	84	22	39	18	10	4	1	28	80	16	14	7	8	9	13	

### Early Years Education

145 children from the parent / carer survey were identified as either 3 or 4 years of age.

Figure 229 shows the number of the number of parents/carers whose children are accessing an Early Years Education place.

Figure 229



65% of parent/carers who have a 3 to 4 year old are accessing an early years education place for their 3 to 4 year old in Torfaen. 23% of parents are not accessing a place due to the following reasons;

- No longer eligible (started reception)
- Have decided to withdraw early education place based at school and continue to use private childcare setting
- Not required due to being a home educator
- Distance to nearest provider is too great
- It would cost more in private nursery fees
- Due to access in January 2022
- Not suitable timing for my family

A number of parents who do not access an early education place also identified that they were unsure about entitlement, and what provision was available to them.

Figure 230 shows the number of parent / carers who responded to this section per residing LSOA area.

Figure 230

LSOA	Age 3 or 4 accessing funded early education place at school or nursery					
	Yes, In same local authority as I live	Yes in a different local authority to where I live	Will start soon	No	Not sure	Not applicable
Abersychan 1	2	0	0	0	0	0
Abersychan 2	3	0	0	1	0	0
Abersychan 3	0	0	0	0	1	0
Abersychan 4	0	0	0	1	0	0
Blaenavon 1	2	0	0	0	0	0
Blaenavon 2	2	0	0	0	0	0
Brynwern	2	0	0	0	0	0
Coed Eva	4	0	0	1	1	0
Croesyceiliog North 1	1	0	0	0	0	0
Croesyceiliog North 2	3	0	0	0	0	0
Croesyceiliog South	2	0	0	0	0	0
Fairwater (Torfaen) 2	1	0	0	1	0	1
Fairwater (Torfaen) 3	0	0	1	0	0	0
Fairwater (Torfaen) 4	0	0	0	1	0	0
Greenmeadow 1	2	0	0	0	0	0
Greenmeadow 2	2	0	0	1	0	0
Greenmeadow 3	0	0	0	0	0	0
Llantarnam 1	1	0	0	2	0	0
Llantarnam 2	3	0	0	1	0	0
Llantarnam 3	0	0	0	2	0	0
Llanyrafon North	5	0	1	1	0	1
Llanyrafon South 1	2	0	0	2	0	0
Llanyrafon South 2	1	0	0	0	0	0
New Inn 1	0	0	1	0	0	0
New Inn 2	0	0	0	2	0	0



New Inn 3	0	1	1	0	0	0
Panteg 1	0	0	0	1	0	1
Panteg 2	0	0	0	0	0	1
Panteg 3	1	0	0	0	0	0
Panteg 4	2	0	0	0	0	0
Panteg 5	1	0	0	0	0	0
Pontnewydd 1	4	0	0	1	0	0
Pontnewydd 2	1	0	0	1	0	0
Pontnewydd 3	0	0	0	1	0	0
Pontnewydd 4	1	0	0	1	0	0
Pontypool	2	0	0	2	1	0
Snatchwood	1	0	0	0	0	0
St. Dials 1	3	0	0	0	0	0
St. Dials 2	0	0	0	1	0	0
St. Dials 3	8	0	1	1	0	1
Trevethin 1	2	0	0	0	0	0
Trevethin 2	1	0	0	1	0	0
Two Locks 1	0	0	0	1	1	0
Two Locks 2	3	0	0	1	0	0
Two Locks 3	1	0	0	0	0	0
Two Locks 4	2	0	0	0	0	0
Upper Cwmbran 1	1	0	0	0	0	0
Upper Cwmbran 2	1	0	0	0	0	0
Upper Cwmbran 3	2	0	0	1	0	0
Upper Cwmbran 4	1	0	0	0	0	0
Wainfelin 1	0	0	1	0	0	0
Torfaen	76	1	6	29	4	5

Figure 230 shows that 76 parents / carers who responded to this section are accessing a funded early education place at school or nursery in Torfaen. Please note this does not account for the number of children accessing a place. The highest number of respondents whose children are accessing an early education place are from the St. Dials 3 LSOA area.

## **Childcare Offer for Wales**

Parent / Carers who responded to the survey and who have children aged 3 to 4 identifies if they were claiming the Childcare Offer for Wales.

Childcare Offer for Wales is a Welsh Government initiative and will provide eligible working parents with 30 hours of early education and childcare, for 3 to 4 year olds only.

The Childcare Offer for Wales is a combination of Foundation Phase Nursery (FPN) (between 10 – 12.5 hours) and childcare (between 17.5 – 20 hours), for up to 48 weeks per year.

Parents are not required to access their early education entitlement as a prerequisite to accessing the childcare element of the offer, however, their entitlement will include these hours whether they access them or not.

Figure 231 shows the number of parent / carers whose children are accessing the Childcare Offer for Wales.

42% of families are accessing the Offer within Torfaen, only 1% of families in Torfaen are accessing the Offer outside of the borough.

12% of parents / carers are not currently accessing the Offer but may have plans to access soon or in the near future, whilst 24% of parents and carers are not accessing the Offer and have no future plans to do so.

A further 29 parents /cares who choose not to use the Offer reported the following reasons;

- Do not meet the eligibility criteria
- Child too you and not being eligible this term
- They are in education and not eligible

- Child previously accessed the Offer but is now in full time school
- Not required at this time
- Child has additional learning needs and it has proven difficult to meet these needs
- Child struggles to settle in childcare, currently only using early education place
- Application was refused, not enough evidence
- Was unaware if they were entitled to childcare
- Not available in state nursery
- Early education place is enough for child
- Home educating
- Do not trust childcare
- Stay at home parent
- Do not know what the Offer is

Figure 231

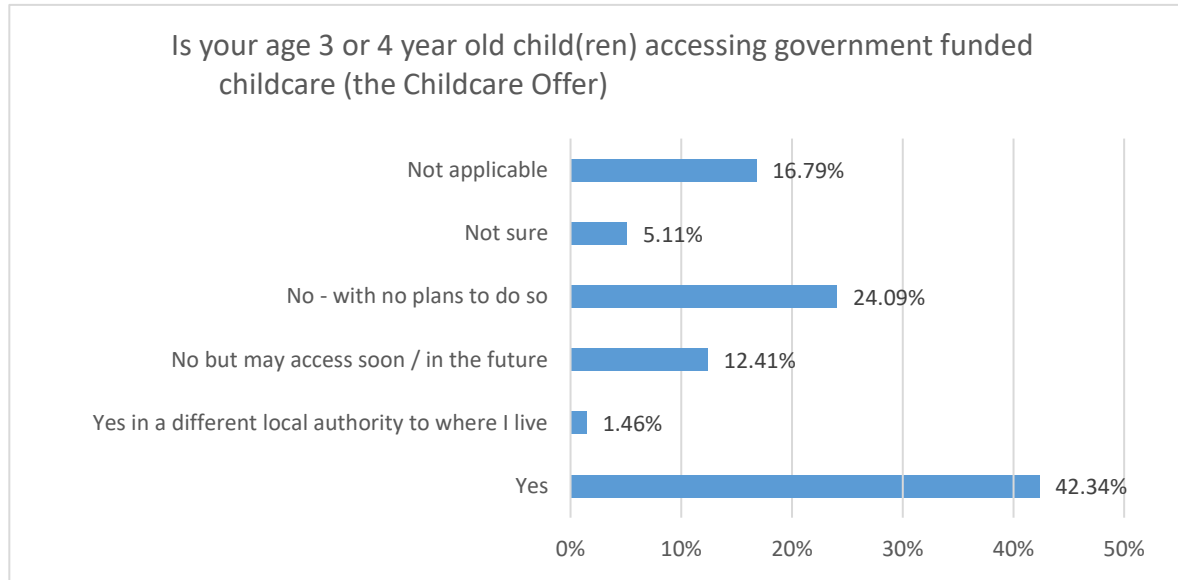


Figure 232 shows that 81% of parent / carers intend use the Childcare offer for Wales when their child becomes eligible at the age of 3.

5% of parent/carers who do not intend to use the Offer reported that this was due to insufficient places available for children with a disability, they are not eligible due to shift patterns or are in education. Parent /carers also appeared to not fully understand what the Offer entails.

Figure 232

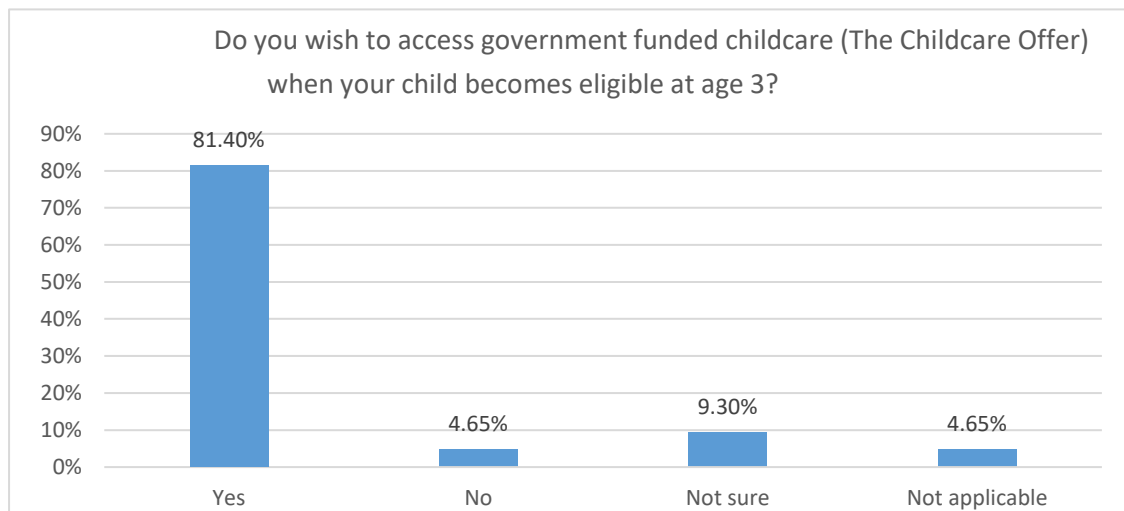


Figure 233 shows the number of parent / carers who completed this section and intend to take up the Childcare Offer for Wales per residential LSOA area.

Figure 233

LSOA	Do you wish to access government funded childcare (the Childcare Offer) when your child becomes eligible at age 3?
Abersychan 1	2
Abersychan 2	2
Abersychan 3	0
Abersychan 4	2
Blaenavon 1	1
Blaenavon 2	3
Blaenavon 3	1
Brynwern	5
Coed Eva	7
Croesyceiliog North 1	1
Croesyceiliog South	1

Cwmyniscoy	2
Fairwater (Torfaen) 1	2
Fairwater (Torfaen) 2	1
Fairwater (Torfaen) 3	1
Greenmeadow 2	1
Llantarnam 2	2
Llantarnam 3	1
Llanyrafon North	1
Llanyrafon South 2	2
New Inn 2	1
Panteg 1	2
Panteg 3	1
Panteg 4	1
Pontnewydd 2	1
Pontnewydd 3	0
Pontnewydd 4	2
Snatchwood	2
St. Dials 1	2
St. Dials 3	2
Trevethin 1	1
Trevethin 2	1
Two Locks 1	2
Two Locks 3	1
Upper Cwmbran 1	1
Upper Cwmbran 2	2
Upper Cwmbran 3	1
Totals	61

Data abstracted from the parent carer survey revealed that parents who do not access the Childcare Offer for Wales and do not intend to reside in the Aberysychan1,2,3 &4, Blaenavon 1, Coed Eva, Croesyceiliog North 2, Fairwater 2, Greenmeadow 1 &2, Llantarnam 1 & 3, Llanyrafon South 1, Panteg 2, Pontnewydd 1 & 2, St.Dials 3, Trevethin 2, Two Locks 1 & 2 and Upper Cwmbran 4 LSOA areas.

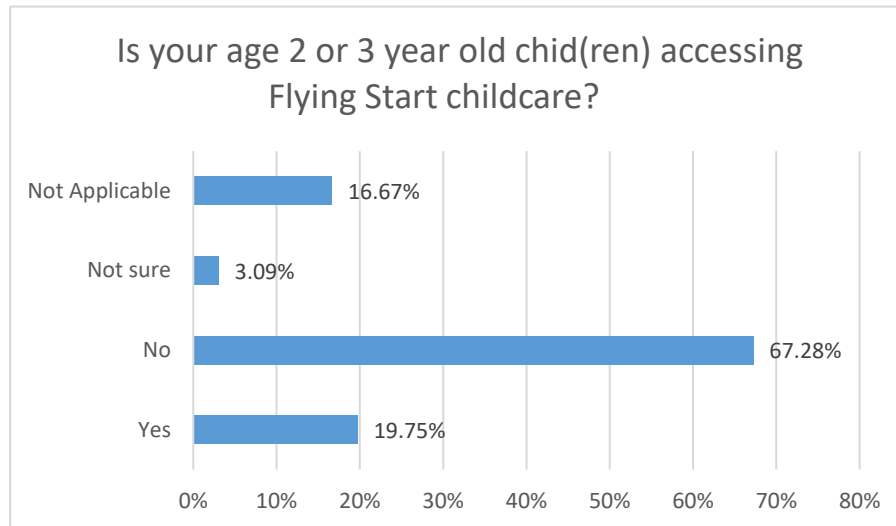
## **Flying Start**

162 parent / carers who were identified as having a 2-year-old child were asked if they access a Flying Start Childcare place.

Children living within in Flying Start areas are entitled to a Welsh Government funded part-time childcare for twelve and a half hours per week, which amounts to two and a half hours per day, Monday to Friday, for 39 weeks of the year the term after their second birthday.

Figure 234 shows that 67% of parent/carers who responded to the survey and have a 2-year-old are not accessing a Flying Start placement.

Figure 234



49 parent / carers identified reasons for not using a Flying Start childcare, which have been summarised and include;

- Not living within a Flying Start area
- Child not eligible for Flying Start yet
- Child is not eligible and attends paid childcare
- Child was eligible but required more hours due to working full time, is currently in paid childcare

- Does not provide wraparound
- Not suitable with working hours
- Parents work part time and choose not to use the placement (spending time with their child)
- Home educator
- Not aware of Flying Start

Many parents further commented that they are not eligible due to not residing in a Flying start area and expressed the unfairness.

Figure 235 shows the number of parent / carers who responded to this section and are accessing a Flying Start placement for their two year old per residing LSOA area.

Figure 235

LSOA	Age 2 or 3 year old child(ren) accessing Flying Start childcare			
	Yes	No	Not sure	Not Applicable
Abersychan 1	3	2	0	0
Abersychan 2	2	2	0	0
Abersychan 3	1	0	0	0
Abersychan 4	0	3	0	2
Blaenavon 1	1	1	0	1
Blaenavon 2	4	0	0	1
Blaenavon 3	0	1	0	1
Brynwern	0	6	1	2
Coed Eva	1	8	0	2
Croesyceiliog North 1	0	2	0	0
Croesyceiliog North 2	0	2	0	0
Croesyceiliog South	0	3	0	0
Cwmyniscoy	0	2	0	0
Fairwater (Torfaen) 1	1	2	0	1



Fairwater (Torfaen) 2	0	1	0	0
Fairwater (Torfaen) 3	0	2	0	2
Fairwater (Torfaen) 4	0	0	0	0
Greenmeadow 1	1	0	0	0
Greenmeadow 2	0	1	1	0
Llantarnam 1	0	2	0	0
Llantarnam 2	0	3	0	0
Llantarnam 3	0	3	0	0
Llanyrafon North	0	2	1	1
Llanyrafon South 1	0	4	0	0
Llanyrafon South 2	0	2	1	0
New Inn 1	0	1	0	0
New Inn 2	0	1	0	1
Panteg 1	0	2	0	0
Panteg 2	0	1	0	0
Panteg 3	0	2	0	0
Panteg 4	0	1	0	0
Pontnewydd 1	1	1	0	0
Pontnewydd 2	0	1	0	2
Pontnewydd 4	0	3	0	0
Pontypool	0	3	0	1
Snatchwood	1	2	0	0
St. Cadocs and Penygarn	0	0	0	0
St. Dials 1	1	2	0	2
St. Dials 2	0	1	0	0

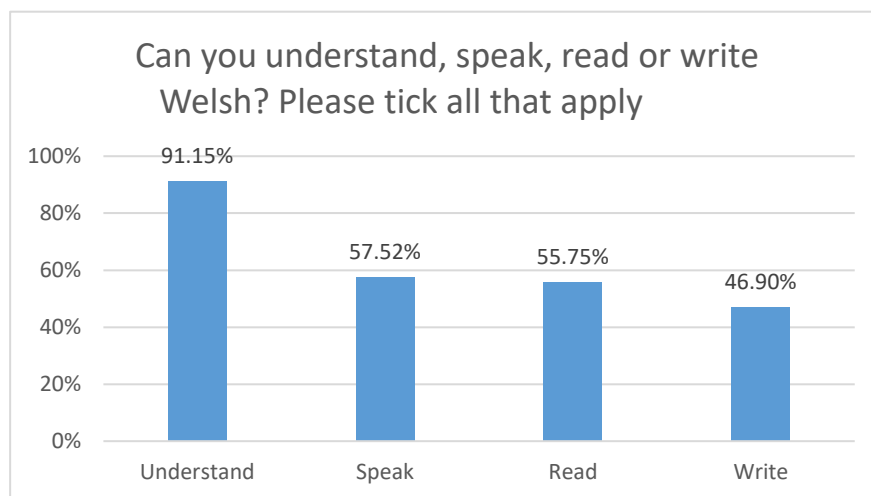
St. Dials 3	3	7	1	1
Trevethin 1	3	1	0	0
Trevethin 2	2	1	0	0
Two Locks 1	0	4	0	0
Two Locks 2	0	1	0	0
Two Locks 3	0	2	0	1
Two Locks 4	0	3	0	0
Upper Cwmbran 1	2	0	0	0
Upper Cwmbran 2	0	2	0	0
Upper Cwmbran 3	1	0	0	0
Wainfelin 1	0	1	0	0
Torfaen	28	97	5	23

28 of parent / carers who responded to this section are currently accessing a Flying Start Placement for their 2 year old child. The majority of these children are living in the Abersychan 1, 2 & 3, Blaenavon 2, St Dials 3, Trevethin 1 & 2 and Upper Cwmbran 1 LSOA areas.

## Accessing Childcare through the medium of Welsh

Figure 236 shows the number of parents/ carers who responded to the survey who can communicate through the medium of Welsh.

Figure 236



Data abstracted from the survey reveals that;

- 103 parents /carers can understand Welsh
- 65 can speak Welsh
- 63 can read Welsh
- 53 can write Welsh

388 parent / carers skipped this question in the survey.  
Therefore the data could potentially be higher.

Only 12% of parent / carers who are currently using childcare access this through the medium of Welsh (Figure 237) and the 85% of parent / carers are not accessing childcare in the medium of Welsh,

Of those not accessing Welsh medium childcare, 68% identified that they do not wish to access childcare through the medium of Welsh and only 3 % would like to access Welsh medium childcare. 18% identified that they may wish to use Welsh medium in the future (figure 238).

Figure 237

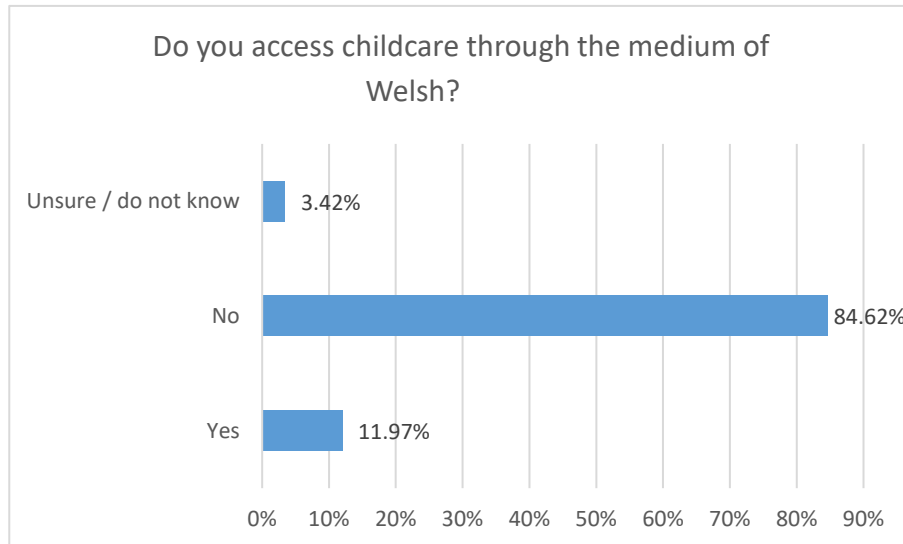
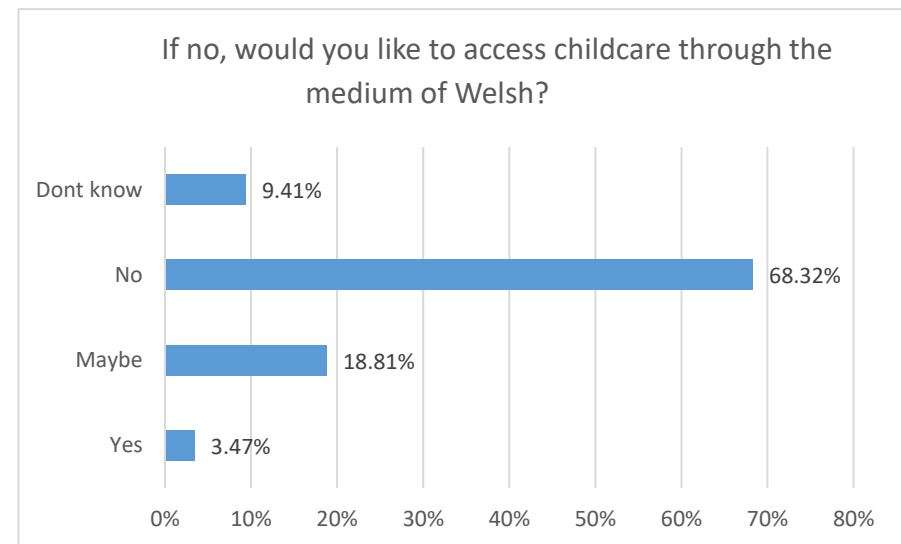


Figure 238



Responses from 29 parent / carers not currently accessing Welsh medium childcare identified a number of issues preventing them from using it. The main reasons for not using Welsh medium childcare included;

- Availability
- Cost
- Distance
- Insufficient hours of care

However due to the low numbers of responses it can be considered that this is statistically insignificant and further consultation would need to be scrutinised for potential gaps in provision.

Figure 239 shows the breakdown per LSOA from parent / carers who responded to the following questions;

- Do you access childcare through the medium of Welsh?
- If no, would you like to access childcare through the medium of Welsh
- You told us you are not using Welsh medium childcare, but you might like to. What issues do you face accessing Welsh medium childcare?
- Can you understand, speak, read or write Welsh? Please tick all that apply

Figure 239

LSOA	Do you access childcare through the medium of Welsh?	If no, would you like to access childcare through the medium of Welsh ?	You told us you are not using Welsh medium childcare, but you might like to. What issues do you face accessing Welsh medium childcare? Please tick all that apply						Can you understand, speak, read or write Welsh? Please tick all that apply			
			Distance	Availability	Quality of Care	Staff language capability	Cost	Insufficient hours of care	Understand	Speak	Read	Write
Abersychan 1	0	1	0	1	0	0	1	1	1	1	1	1
Abersychan 2	2	0	0	0	0	0	0	0	5	4	5	4
Abersychan 3	0	0	0	0	0	0	0	0	0	0	0	0
Abersychan 4	1	0	0	0	0	0	1	0	3	1	1	0
Abersychan 5	0	1	0	1	0	1	1	0	0	0	0	0
Blaenavon 1	1	0	0	0	0	0	0	0	1	1	0	0
Blaenavon 2	1	0	0	0	0	0	0	0	0	0	0	0
Blaenavon 3	0	0	0	2	0	0	1	0	1	0	0	0
Blaenavon 4	0	0	1	1	0	1	0	0	2	1	1	1
Brynwern	1	0	0	0	0	0	0	0	2	1	1	1

Coed Eva	0	0	1	0	0	0	0	0	5	2	2	2
Croesyceiliog North 1	0	0	0	0	0	0	0	0	0	0	1	0
Croesyceiliog North 2	0	0	0	0	0	0	0	0	4	3	3	3
Croesyceiliog South	0	0	2	1	0	0	0	0	0	0	0	0
Cwmyniscoy	0	0	0	1	0	0	0	0	0	0	0	0
Fairwater (Torfaen) 1	0	0	0	0	0	0	0	0	3	2	1	1
Fairwater (Torfaen) 2	0	0	0	0	0	0	0	0	1	0	0	0
Fairwater (Torfaen) 3	0	0	0	0	0	0	0	0	1	1	1	1
Fairwater (Torfaen) 4	0	0	0	0	0	0	0	0	0	0	0	0
Greenmeadow 1	3	0	1	0	0	0	1	0	3	1	1	1
Greenmeadow 2	0	0	0	0	0	0	0	1	2	1	0	0
Greenmeadow 3	0	0	0	0	0	0	0	0	0	0	0	0
Llantarnam 1	2	0	0	0	0	0	0	0	6	6	6	6
Llantarnam 2	1	0	0	2	0	0	1	0	5	2	2	2
Llantarnam 3	0	1	1	0	0	0	0	1	1	1	1	0
Llanyrafon North	0	0	1	2	0	0	1	0	3	0	1	1
Llanyrafon South 1	0	0	0	1	0	0	0	1	2	1	1	1
Llanyrafon South 2	0	0	0	0	0	0	0	0	1	1	1	1
New Inn 1	0	0	0	0	0	0	0	0	1	1	1	1
New Inn 2	0	0	0	0	0	0	0	0	0	0	0	0
New Inn 3	0	0	0	0	0	0	0	0	1	0	1	0
New Inn 4	0	0	0	1	0	0	0	0	1	1	1	1

Panteg 1	0	0	0	0	0	0	0	0	0	0	0	0
Panteg 2	0	0	0	0	0	0	0	0	2	1	1	1
Panteg 3	1	0	0	0	0	0	0	0	0	0	1	0
Panteg 4	1	0	0	1	0	0	0	0	4	5	4	4
Panteg 5	0	0	0	0	0	0	0	0	1	1	1	1
Pontnewydd 1	0	2	1	0	1	0	0	2	1	1	1	1
Pontnewydd 2	0	0	0	0	1	1	1	0	2	1	1	0
Pontnewydd 3	0	0	0	0	0	0	0	0	1	1	1	0
Pontnewydd 4	0	0	0	0	0	0	0	0	1	0	0	0
Pontnewynydd	0	0	0	1	0	0	0	0	0	1	0	0
Pontypool	0	0	1	0	0	0	1	0	1	1	1	1
Snatchwood	0	0	0	0	0	0	0	0	0	0	0	0
St. Cadocs and Penygarn	0	0	0	0	0	0	0	0	0	0	0	0
St. Dials 1	0	0	0	0	0	0	0	0	0	0	0	0
St. Dials 2	1	0	0	0	0	0	0	0	2	2	2	2
St. Dials 3	3	0	0	0	0	0	0	1	5	4	3	3
Trevethin 1	1	0	0	0	0	0	0	0	2	1	1	1
Trevethin 2	0	0	0	0	0	0	0	0	2	0	0	0
Two Locks 1	1	0	0	1	0	0	0	1	1	1	1	1
Two Locks 2	0	0	0	0	0	0	0	0	0	0	0	0
Two Locks 3	0	1	0	0	0	0	0	1	2	2	2	2
Two Locks 4	0	0	1	0	0	0	0	0	0	0	0	0
Upper Cwmbran 1	0	0	0	0	0	0	0	0	0	0	0	0
Upper Cwmbran 2	1	0	0	1	0	0	0	0	1	1	1	1

Upper Cwmbran 3	0	0	0	0	0	0	0	0	0	0	0	0
Upper Cwmbran 4	0	0	0	0	0	0	0	0	2	0	0	0
Wainfelin 1	1	0	0	0	0	0	0	0	1	0	0	0
Wainfelin 2	0	0	0	0	0	0	0	0	0	0	0	0
Torfaen	22	6	10	17	2	3	9	9	86	55	54	46

Figure 239 shows that many of parent/carers who understand, speak, read and write in Welsh are predominately in the Cwmbran areas. The following LSOA areas are identified as those with higher response rates, Abersychan 2, Croesyceiliog North2, Coed Eva, Llantarnam 1, Llantarnam 2, Panteg 4, and St. Dials 3 LSOA areas)

Parents / Carers who access Welsh Medium childcare are predominately also live in the Cwmbran area. The following LSOA areas are identified as those with higher response rates Abersychan 2, Llantarnam 2, Greenmeadow 1, St. Dials 3 LSOA)

Parents / Carers who would like to access Welsh Medium childcare live in the Blaenavon 4, Croesyceiliog South, Coed Eva, Greenmeadow 1, Llantarnam 3, Pontnewydd 2, and Two Locks 3 LSOA areas.

The main reason for parents / carers who are not accessing Welsh Medium childcare is due to availability. This was identified by parents / carers living in the Abersychan 1, Abersychan2, Blaenavon 3, Blaenavon 4, Croesyceiliog South, Llantarnam 2, Llanyrafon North 2, Llanyrafon South 1, New Inn 4, Panteg 4, Pontnewynydd, Two Locks 2 and Upper Cwmbran 2 LSOA areas.

Distance was also identified as the second main reason for not accessing childcare by parents / carers living in the following LSOA areas, Blaenavon 4, Coed Eva, Croesyceiliog South2, Greenmeadow 1, Llantarnam 3, Llanyrafon North, Pontnewydd 1, Pontypool, Two Locks 4.

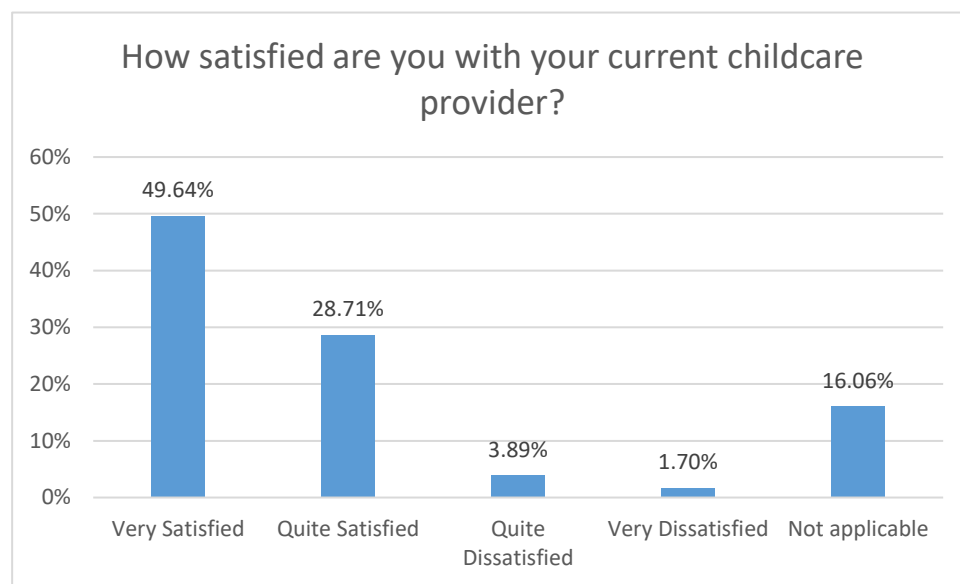


### Accessibility/ availability and affordability of childcare provision

Parent/carers who completed the survey were asked how satisfied they were with their current childcare providers.

Reassuringly over 70% of parents/carers using childcare were either very satisfied (50%) or quite satisfied (28%) with their current childcare provider.

Figure 240

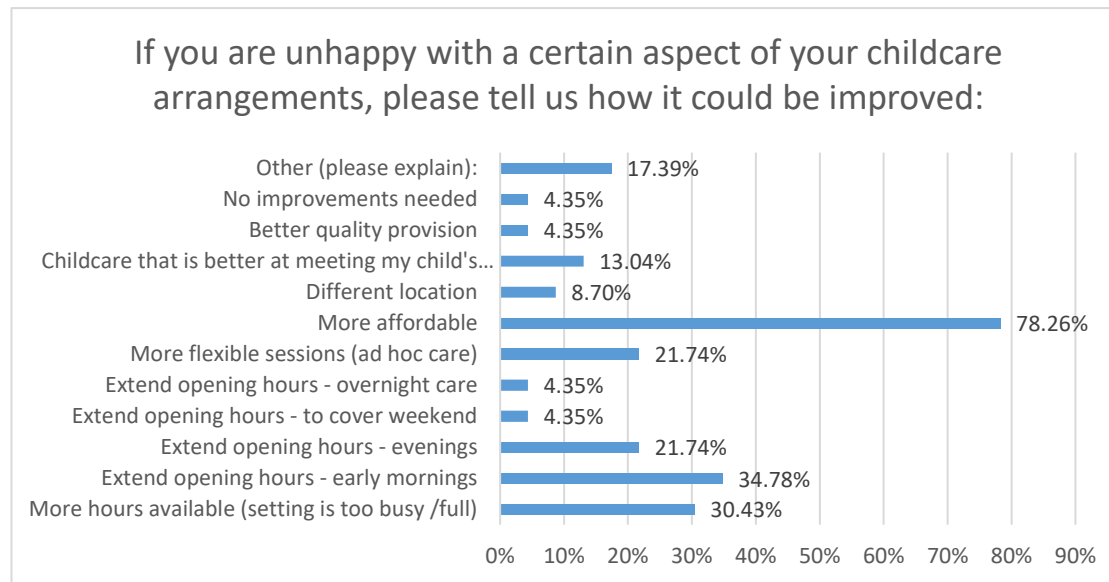


Only 6% of parents/carers stated they were either quite dissatisfied or very dissatisfied with their current childcare.

Parent / Carers who currently use childcare for some or all of their children recorded a number improvement suggestions if they were unhappy about a certain aspect of their current childcare. Figure 241 identifies the main improvement suggestions (please note, multiple answers were permitted).

- Affordable Childcare (78%)
- Extend opening hours – early mornings (35%)
- More hours available (setting too busy /full) (30%)
- Extend opening hours – evenings (22%)
- More flexible sessions (ad hoc care) (22%)

Figure 241



Consistent with the 2017 CSA Affordable childcare is the main improvement suggestion for childcare in Torfaen and improvement suggestions for both earlier and evening opening hours.

Additional improvement suggestions included;

- Hot food provision after school. Current after school club doesn't provide this
- Improvements to following Covid guidelines and better communication with parents
- Lower staff turnover
- More choice - only one venue offering after school club for the school in the borough

Figure 242 shows the improvement suggestions per LSOA area;

Figure 242

LSOA	If you are unhappy with a certain aspect of your childcare arrangements, please tell us how it could be improved:										
	More hours available (setting is too busy /full)	Extend opening hours early mornings	Extend opening hours evenings	Extend opening hours to cover weekend	Extend opening hours overnight care	More flexible sessions (ad hoc care)	More affordable	Different location	Childcare that is better at meeting my child's additional learning needs	Better quality provision	No improvements needed
Coed Eva	1	2	0	0	0	0	2	0	0	0	0
Fairwater (Torfaen) 1	1	1	0	0	0	0	1	0	0	0	0
Llantarnam 2	2	1	0	0	0	0	2	0	0	0	0
Llantarnam 3	1	0	0	0	0	1	1	0	0	0	0
Llanyrafon North	0	0	0	0	0	0	0	0	0	0	1
Llanyrafon South 1	0	1	1	0	0	1	2	0	0	1	0
Llanyrafon South 2	0	1	1	0	1	1	1	0	1	0	0

New Inn 3	0	0	0	0	0	0	1	0	0	0	0
Panteg 4	0	0	0	0	0	0	1	0	0	0	0
Pontnewydd 2	1	1	1	1	0	0	3	1	1	0	0
Pontnewynydd	1	0	2	0	0	1	2	1	0	0	0
Pontypool	0	0	0	0	0	0	0	0	1	0	0
Two Locks 3	0	0	0	0	0	0	1	0	0	0	0
Totals	7	7	5	1	1	4	17	2	3	1	1

The highest number of improvement suggestions in the following LSOA areas are;

- **Affordable Childcare** - Coed Eva, Coed Eva Fairwater (Torfaen) 1 Llantarnam 2Llantarnam 3 Llanyrafon South 1 Llanyrafon South 2 New Inn 3 Panteg 4 Pontnewydd 2 Pontnewynydd Pontypool Two Locks 3. This is the most improvement suggestion for the Cwmbran area.
- **More hours available (setting is too busy /full)** - Coed Eva, Fairwater (Torfaen) 1, Llantarnam 2, Llantarnam 3, Pontnewydd, Pontnewynydd
- **Extend opening hours /early mornings** - Coed Eva, Fairwater (Torfaen) 1, Llantarnam 2, Llanyrafon South 1, Llanyrafon South 2, Pontnewydd 2
- **Extend opening hours / evenings** – Llanyrafon South 1, Llanyrafon South 2,Pontnewydd 2, Pontnewynydd

The LSOA areas with the most improvement suggestions are;

- Pontnewydd 2

- Pontnewynydd
- Llanyrafon South 1
- Llanyrafon South 2

Figure 243 shows the above data summarised by main town area

Figure 243

	What parents who use childcare think could be improved about the service										
	More hours available (setting is too busy /full)	Extend opening hours early mornings	Extend opening hours evenings	Extend opening hours to cover weekend	Extend opening hours overnight care	More flexible sessions (ad hoc care)	More affordable	Different location	Childcare that is better at meeting my child's additional learning needs	Better quality provision	No improvements needed
Cwmbran	6	7	3	1	1	3	12	1	2	1	1
Pontypool	1	0	2	0	0	1	4	1	1	0	0

Cwmbran respondents state they want more hours available, particularly in the mornings along with more affordable childcare, this is also echoed by respondents in Pontypool. There were no responses to this question from those living in Blaenavon

Please note that improvement suggestions are based on the postcodes of parents/carers who responded to this section, therefore it might not reflect the true area for needs of improvement as many parents may use childcare outside their residing area.

Parent / Carers currently using childcare for 1 or all of their children

Figure 244 shows responses from parents / carers about their views on current use of childcare for some or all of their children.

Parent / carers who responded to the survey and who use childcare for some/all of their children reported that;

- Childcare is too expensive (80%)

- Quality of childcare is high (67%)
- They are satisfied with their childcare during term time (67%)
- Childcare caters to my children's needs (60%)
- Childcare is well located (54%)
- They would prefer to use family friends for childcare (47%)
- They are satisfied with their childcare during school holidays (47%)

The majority of parent/carers who responded to the survey report that childcare is too expensive, but that they are satisfied with the quality of childcare available. Whilst this is reassuring that parent / carers report that the quality of childcare in Torfaen remains high, affordable childcare has reclaimed the top improvement suggestion for parents/ carers who use childcare.

More parent/cares who use childcare are satisfied with their childcare during term time (67%) compared to the school holidays (47%), however it is reported that the numbers of parents / carers accessing childcare during the school holidays is lower than those accessing during term time. The majority of parents / carers using childcare also report that childcare caters to their children's needs.

Parents /cares views about the location and choice of childcare is marginally equal. 54% report that childcare is well located in Torfaen, and 41% report that there are enough childcare choices located in their local area. However 37% of parents / carers believe that there is not enough choice in their local area.

46% of parents / carers would like to use more registered childcare, however 47% would also prefer to use family of friends for childcare.

Consistent with the 2017 CSA, just over a third of parents / carers accessing childcare have not experienced problems with childcare arrangements. However, there is a reported increase in the number of parent /carers who report that childcare is a barrier to them accessing employment or training.

Just over half of all parent / carers who responded to the survey know where to find out about information on childcare, however parents/carers were divided on where to find out about financial help with the cost of childcare compared. Again, consistent with the 2017 CSA.

Figure 244 Parent / carer responses to childcare

Thinking about all the childcare you use for your children, or are aware of, how much do you agree with the following statements:						
	Strongly Agree	Tend to Agree	Tend to Disagree	Strongly Disagree	N/A	Response Total
I am satisfied with my childcare in term time	36%	31%	7%	4%	22%	487
I am satisfied with my childcare in school holidays	23%	24%	12%	10%	31%	481
The quality of childcare is high	35%	32%	6%	2%	25%	483
There is a good choice of childcare in my area	14%	27%	20%	17%	21%	483
Childcare is well located	24%	30%	15%	8%	23%	483
Childcare caters for my children's needs	29%	31%	7%	5%	29%	480
I would like my child to attend more registered childcare	23%	23%	7%	6%	40%	479
Childcare is too expensive	61%	19%	2%	1%	16%	480
I would prefer to use family/friends for childcare	22%	25%	22%	9%	23%	481
I have a problem with childcare arrangements that are unreliable (eg. cancel sessions at short notice)_	5%	10%	12%	25%	49%	476
Childcare is a barrier to me accessing employment or training	20%	21%	10%	16%	34%	473
I know where to find out information about childcare	20%	37%	19%	8%	16%	476
I know where to find out info on financial assistance for childcare	12%	27%	23%	19%	19%	474
					answered	489
					skipped	12

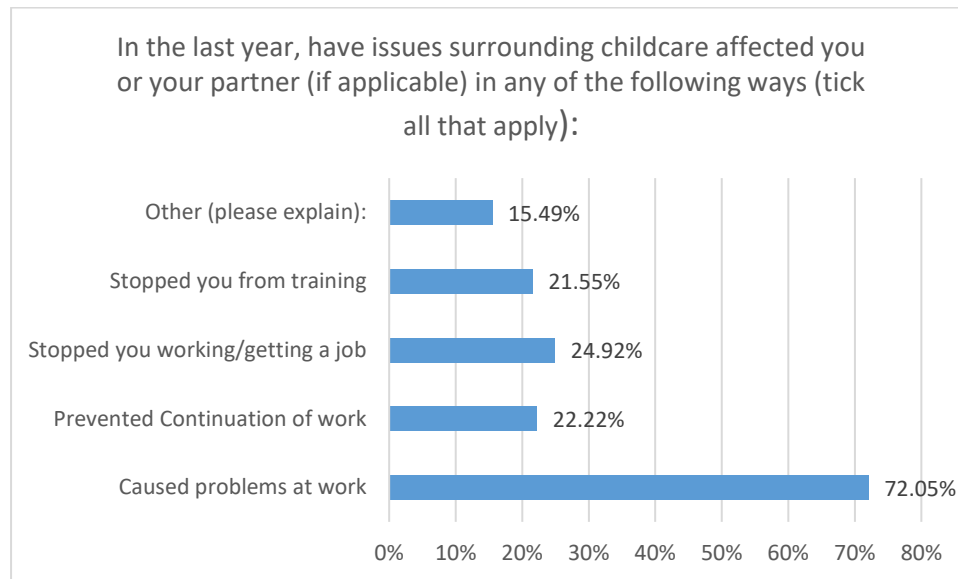
### Parental issues with childcare during the last year

Figure 245 indicates where childcare has caused issues for parents and carers during the last year. 72% of parent / carers who responded to this question reported that during the last year, childcare has caused problems at work.

Over 45% of parents and carers who responded to this question claim childcare has prevented them from continuing to work, stopped them from working or getting a job.

A further 22% claim this has also prevented them from training. It can be assumed that during the ongoing pandemic, the challenges accessing childcare could be the main factor for families during this time.

Figure 245



16% of parents / carers who reported that childcare has been an issue for them during the last year also identified a number of reasons which had affected them or their partner. These have been summarised below



- Not enough childcare during school holidays
- Cannot afford it
- Reduced working hours as no childcare setting could help with 13 hour shifts
- Currently working from home so childcare isn't an issue, but could be when circumstances change
- Have had to change from full day shifts to part time evening shifts, drop in salary has affected health dramatically
- Have decide to defer job progression
- Cannot afford to work full time after maternity leave
- Childcare issues has caused problems, resulting in rearranging meetings, training sessions, customer visits
- Childcare closures and working from home
- Breakfast club opening time makes partner late to work
- Not enough annual leave to cover school holidays, private care is too expensive and too young for older children
- School not signed up for playscheme
- Caused financial strains
- Problems with home-schooling and working, having to make a decision which is more important
- Accessing childcare before 7am
- Childcare becomes more expensive when you have more than 1 child
- Lack of provision in the area of wrap around care and the expense of putting children into childcare for longer than is needed.
- Full time holiday childcare is expensive
- Using family during school holidays
- Limited choice in local area, places are unavailable
- Childcare closing at beginning of pandemic
- If the setting has a heating problem it closes, has happened a couple of times this year
- Returned to work part time after maternity due to childcare costs
- Being unable to attend childcare due to covid tests

## Parental views on childcare

Parent / carers had the opportunity to comment whether they experienced specific difficulties finding childcare for one or more of their children (including children with a disability up to the age of 18).

The following summarised responses were abstracted from the Parent / Carer Survey and separated geographically;

### Blaenavon

#### ➤ Affordability

Parental feedback from Blaenavon was in relation to the expense of childcare. It was reported that financial support was required for working parents using childcare and not living within not in a Flying Start area. The expense of childcare was considered unaffordable, but recognition was given to how childcare can help a child's development.

### Cwmbran

#### ➤ Availability / Flexibility

Parental feedback from families in Cwmbran identified a significant number of families who reported a lack of childcare during the holidays and those requiring longer hours. It was identified by many families that there was a lack of information on holiday provision, not enough choice and that holiday childcare needs to be more affordable. Those who accessed provision during the school holidays (through playschemes) were grateful, however reported that this was still limited. Many families reported an improvement is needed for working families during the school holidays.

Families also reported that they required or more flexible childcare to suit individual needs such as shift working and zero-hour contracts. Many families reported a lack in choice for those working shift patterns and for shifts typically before 8am and 8am – 6pm.

Some families reported they have been unable to attend training / development opportunities as they cannot commit to full time/permanent hours in childcare.

There are not enough options for families working full time. Some families reported a need for wraparound childcare at a school between 07:30 – 17:00.

Lack of childminders to collect / drop off at school. Many families reported they were unable to find childminders, and those who worked on weekends. Some families also reported issues with finding childminders to accommodate shift patterns.

Difficulty of finding childcare for children in year 7/8 due to no after school provision. Some families also reported that there is a lot of choice for children under 5 years, but less for older children. Further comments also identified insufficient activities for teenagers.

No breakfast club at the school. The wraparound option is too expensive. Some families also reported the lack of before and after school clubs at their schools, with some families reporting they have to leave education or work early to collect children. Families that were identified as using a breakfast club, required earlier opening times. Those who needed childcare before a breakfast club were using a childminder and recommended breakfast clubs at school to open earlier.

Many families reported issues with childcare during Covid. Some families were unable to find sufficient childcare and even left employment, however others reflected that working from home had helped reduce the burden of finding childcare. Comments extracted also revealed that Government Restrictions had reduced childminder collections from school, therefore childcare places were lost. Other comments included the unfairness of not being able to access childcare for younger children when only one parent was a key worker during the pandemic.

Some families reported that there is not enough places to cater for their child's additional needs. Some families reported that they had found childcare, however a lack of further funding was identified as being a barrier to access more childcare, especially those 5 years+. Some families also reported that they have been unable to work, or choose not to work as childcare has not been able to suit their needs. It was further considered that whilst awaiting a diagnosis it could be difficult finding suitable childcare to meet the child's needs.

Many families reported that childcare settings were full and their child/ren were on waiting lists. Others reported the use of family due to no places available.

Comments extracted from the survey also identified that a Welsh Medium school does not have a free breakfast club on site or local to the school, despite other local schools having access to both. It was considered unfair to pay for Welsh Medium childcare due to lack of provision at the school.

➤ Affordability

The expense of childcare was reported by many families living with the Cwmbran area, with many identifying higher costs for children under 3 years of age. Families reported that they are reliant on family and friends for children under the age of 3 due to other costs of living and childcare being unaffordable without Government help.

Families further reported the unfairness of Flying Start funded childcare, with many reporting that they do work but simply cannot afford childcare costs. Some families felt their children were missing out on the benefits of childcare because they cannot afford a part time playgroup place.

Some families reported the barriers of using childcare while earning minimum wage. It was considered that lower income families do not benefit from any financial support and money earned was spent on childcare. Families who identified themselves as both working further commented that they were ineligible for any funding.

Childcare is unaffordable for single parents. Some single parents reported that despite receiving help through Universal Credit, they were unable to afford childcare fees on top of living costs. Other families in receipt of Universal Credit also reported barriers with having to pay for childcare costs upfront which resulted in reducing childcare hours initially.

Some families reported that they had finished employment as family support was no longer available and they were unable to afford the cost of childcare. Others reported that they have reduced their working hours to allow for cheaper childcare costs, some had left full time employment and sought alternative part time work. Others reported that they were waiting to enter employment when their child was eligible for the Childcare Offer for Wales

Many families reported they were reliant on family to help with childcare due to the unaffordable cost and those with two or more children in childcare was unsustainable.

➤ Quality

Some families reported on the quality of childcare in Torfaen. Comments included the choice to stop childcare and look after children at home due to standards not meeting individuals needs

Some families reported that the childcare they use for wrap around/ out of school is not suitable for their age as they spent time with younger children at the provision.

➤ Location

Comments from the survey identified a need to attend Flying Start Welsh Medium childcare, however the nearest setting was too far away. This was also identified as a barrier in some comments regarding access to early education places.

## Pontypool

➤ Availability / Flexibility

Some families reported difficulty in finding childcare to suit shift patterns and having to use the only options available to them. Families further reported the need for childcare for early mornings, evenings and weekends, which has caused families to take unpaid leave. It was also reported the need to move children into an alternative school due to the lack of wraparound provision which required longer hours. Comments also included the need to seek childcare outside of Torfaen as many day nurseries only open from 8am and did not provide drop off provision. Some parents also reported difficulty in finding childcare whilst in part time employment.

Some families reported issues with childcare during the pandemic, mainly regarding Government advice to reduce numbers. Some families reported this affecting the availability of childcare and due to waiting lists, they are still awaiting a placement. Provisions that were closed created problems for families to seek alternative childcare (including additional travelling costs)

Difficulties finding day nurseries to take 8 year olds

Lack of childminders since the pandemic

Playscheme times need to be increased from 10-3pm (and longer than 4 weeks) for working parents, this causes problems with drop offs and collections

There isn't suitable childcare for children aged 7 -13 years (and for children aged 12 and 13 during school holidays)  
Some families reported difficulties with finding places for wraparound childcare

Some parents reported barriers to accessing breakfast lib provisions with comments including a lack of breakfast clubs in local area, and only one provider is available with limited places. Further comments included the need for breakfast club needs to be open earlier. Some families reported they were unaware how to access out of school services and that some provisions were full.

➤ Affordability

Many families reported that childcare was too expensive. Comments included that childcare costs are off putting and there should be more incentives to return to work after having children. Families also reported difficulties with paying for childcare upfront

Some families reported that they were unaware about help with the cost of childcare, further adding this could have aided childcare cost debts.

Comments included the use of the Childcare Offer for Wales for young children yet required financial support for older children using after school clubs. The use of family and friends was preferred due to cost. Some comments revealed that families found the Childcare Offer confusing

Cost of childcare has made some families leave employment

➤ Location

Comments included the need to use public transport to access childcare due to lack of provision locally.

➤ over 3 months while am agency paid for the nursery for us, to pay the 4th month ourselves. It's incredibly difficult to sort out nursery

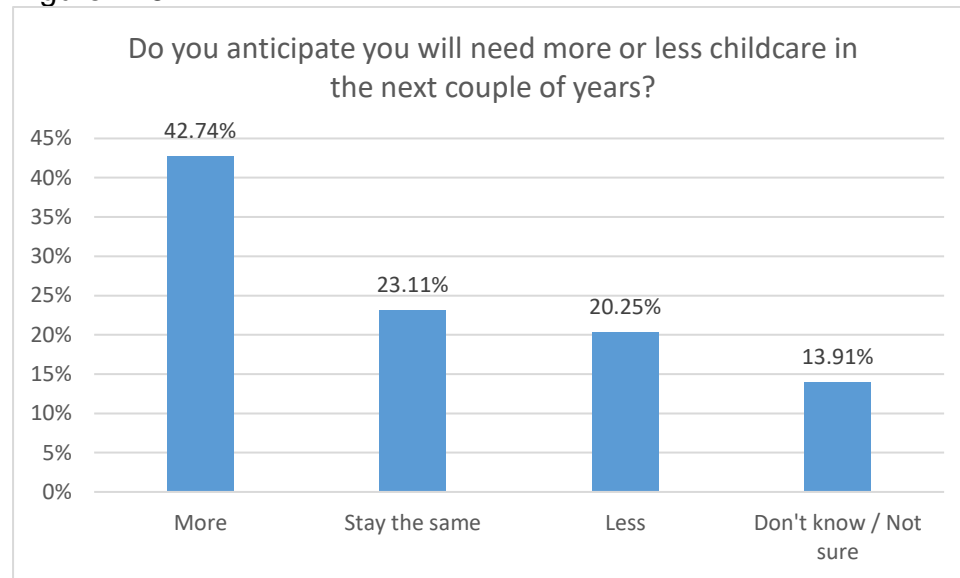
### 14.3 Demand for Childcare Provision

#### Future use of childcare

Expectant parents, parents / carers or those who are on maternity/paternity leave completed a section within the Parent / Carer survey to examine their future intentions of using childcare.

Figure 246 shows potential future demand for childcare provision in Torfaen

Figure 246



42% out of 489 responses to this question report that they anticipate that they will need more childcare in the next couple of years

Parents/ carers who participated in the survey identified that they intend to use more Before School Clubs (49%) After School Clubs and Private Day Nursery (43%). This is a change to the 2017 CSA which indicated the most demand for Full Day Care at Private nurseries, however this could be a due to the majority of parents who responded to this survey have school aged children.

42% of respondents also wish to us more friends and family (not paid) for childcare).

There is a low intentional demand for Welsh medium sessional childcare such as Cylch Meithrin (5%) however 20% of respondents have indicated that they would like to use more playgroups.

Low demand was also reported for Nannies, drop off creche, au pair or pre-prep (private school).

Despite many parental views identifying the lack of childminders providing care outside of school, 14% indicate a future demand for these services.

Figure 247 below shows the future use of childcare geographically. Please note that it can only be assumed that the childcare required will be local to home addresses of those who completed this section of the survey. 23% of respondents indicate that they will continue to use the same amount of childcare.

The below tables are based on future childcare requirements geographically, however these totals may not reflect an inclusive demand for childcare in Torfaen.



LSOA	Figure 247 What type of care or early education do you anticipate using more of in the next couple of years?													
	Childminder	Before School Club/Breakfast Club	After School Club	Private Day Nursery	School Nursery	Playgroup	Cylch Meithrin	Drop Off Crèche	Nanny	Au Pair	Pre Prep (Private) School	Holiday club	Family / friends (paid)	Family / friends (not paid)
Abersychan 1	0	0	0	0	0	0	0	0	0	0	0	0	0	0
Abersychan 2	1	2	3	3	4	2	2	0	0	0	0	0	0	3
Abersychan 3	0	1	1	1	1	0	0	0	0	0	0	0	0	1
Abersychan 4	0	2	2	1	2	1	1	0	0	0	0	2	0	1
Abersychan 5	0	0	0	0	1	1	0	0	0	0	0	0	0	1
Blaenavon 1	0	1	1	1	1	0	0	0	0	0	0	1	0	1
Blaenavon 2	0	0	0	1	1	0	0	0	0	0	0	1	0	1
Blaenavon 3	1	0	2	2	1	0	0	0	0	0	1	0	0	1
Blaenavon 4	0	2	1	3	1	0	0	0	0	0	0	1	0	2
Brynwern	0	3	2	5	4	1	0	0	0	0	0	1	0	1
Coed Eva	3	5	6	5	2	3	0	0	1	0	0	5	3	6
Croesyceiliog North 1	0	1	1	1	0	0	0	0	0	0	0	0	0	0
Croesyceiliog North 2	0	1	1	0	0	0	0	0	0	0	0	0	0	1
Croesyceiliog South	0	1	1	4	2	2	0	0	0	0	1	1	0	2
Cwmyntiscoy	1	3	2	1	1	1	0	0	0	0	0	1	0	3
Fairwater (Torfaen) 1	2	4	4	2	3	1	0	0	0	0	0	4	2	5

Fairwater (Torfaen) 2	0	1	1	0	1	0	0	0	0	0	0	0	1	0	0
Fairwater (Torfaen) 3	1	1	1	1	2	2	0	0	0	0	0	0	1	0	2
Fairwater (Torfaen) 4	0	0	0	0	0	0	0	0	0	0	0	0	0	0	0
Greenmeadow 1	0	2	0	3	1	1	1	0	0	0	0	0	0	0	3
Greenmeadow 2	0	0	0	2	0	1	0	0	0	0	0	0	0	0	1
Greenmeadow 3	0	0	0	0	0	1	0	0	0	0	0	0	0	0	0
Llantarnam 1	1	2	2	2	1	0	1	0	0	0	0	0	1	0	2
Llantarnam 2	2	8	7	4	1	1	1	0	0	0	0	0	4	1	4
Llantarnam 3	0	0	0	1	1	0	0	0	0	0	0	0	0	0	1
Llanyrafon North	0	6	6	2	2	2	0	0	0	0	0	0	3	2	5
Llanyrafon South 1	0	1	1	2	0	0	0	0	1	1	0	0	1	0	2
Llanyrafon South 2	1	3	3	2	1	1	0	0	0	0	0	0	2	1	3
New Inn 1	1	2	1	4	1	0	0	0	0	0	0	0	2	0	1
New Inn 2	0	0	0	2	0	0	0	0	0	0	0	0	0	0	1
New Inn 3	0	1	1	2	1	0	0	0	0	0	0	0	1	0	1
New Inn 4	0	1	1	1	0	0	0	0	0	0	0	0	1	0	0
Panteg 1	1	3	3	2	1	0	1	0	0	0	0	0	0	0	2
Panteg 2	0	0	0	0	0	0	0	0	0	0	0	0	0	0	0
Panteg 3	1	1	1	1	1	1	0	0	0	0	0	0	1	0	2

Panteg 4	0	2	1	2	0	0	0	0	0	0	0	0	0	0	0
Panteg 5	0	2	2	3	1	1	0	0	0	0	0	0	0	0	2
Pontnewydd 1	2	3	3	0	1	0	0	0	0	0	0	0	0	0	2
Pontnewydd 2	0	4	4	2	2	2	1	1	0	0	0	0	4	1	3
Pontnewydd 3	1	3	3	2	1	1	0	0	0	0	0	0	1	0	3
Pontnewydd 4	0	0	0	1	0	0	0	0	0	0	0	0	0	0	0
Pontnewynydd	0	1	1	0	0	0	0	0	0	0	0	0	1	0	0
Pontypool	1	2	2	0	1	0	0	0	0	0	0	0	0	0	0
Snatchwood	0	0	0	0	1	1	0	0	0	0	0	0	0	0	0
St. Cadocs and Penygarn	0	0	0	0	0	0	0	0	0	0	0	0	0	0	0
St. Dials 1	2	5	3	0	2	2	0	0	0	0	0	0	2	0	3
St. Dials 2	0	1	0	1	1	0	0	0	0	0	0	0	1	0	1
St. Dials 3	1	4	4	1	3	2	1	0	0	0	0	0	1	1	1
Trevethin 1	0	4	3	1	0	0	0	0	0	0	0	0	1	0	3
Trevethin 2	0	0	0	0	1	0	0	0	0	0	0	0	0	0	0
Two Locks 1	0	4	4	5	2	3	0	1	0	0	0	0	2	0	2
Two Locks 2	0	1	1	0	1	0	0	0	0	0	0	0	0	0	1
Two Locks 3	0	0	0	1	1	1	0	0	0	0	0	0	1	1	0
Two Locks 4	2	2	0	1	1	1	0	0	0	0	0	0	1	0	1

Upper Cwmbran 1	0	0	0	1	0	0	0	0	0	0	0	0	0	0	0
Upper Cwmbran 2	0	1	1	2	3	1	0	0	0	0	0	0	2	0	
Upper Cwmbran 3	0	0	0	0	0	0	0	0	0	0	0	0	0	0	
Upper Cwmbran 4	0	0	0	0	0	0	0	0	0	0	0	0	0	0	
Wainfelin 1	0	0	0	0	0	0	0	0	0	0	0	0	0	0	
Wainfelin 2	0	0	1	0	0	0	0	0	0	0	0	1	0	0	
#N/A	4	8	6	10	4	5	2	0	0	0	0	5	1	8	
Torfaen	29	105	94	94	64	42	11	2	2	1	2	56	15	89	

Figure 247 shows that the highest demand are for childcare are in the following LSOAs;

- Coed Eva (39 responses). Demand is higher for Out of school childcare and day nursery in this area
- Llantarnam 2 (33 responses) Demand is higher for Out of school childcare and day nursery in this area
- Llanyrafon North 1 (28 responses) Demand is higher for Out of school childcare this area
- Pontnewydd 2 (24 responses) Demand is higher for Out of school childcare in this area
- Two Locks 1 (23 responses) Demand is higher for Out of school childcare and day nursery in this area

### Reasons for using more childcare

214 parent / carers responded that they intend to use more childcare in the near future.

The main types of childcare required by these respondents include;

- Before School Clubs / Breakfast clubs (49%)
- Afterschool Clubs (44%)
- Private Day Nursery (44%)
- Family/Friends (not paid) (42%)

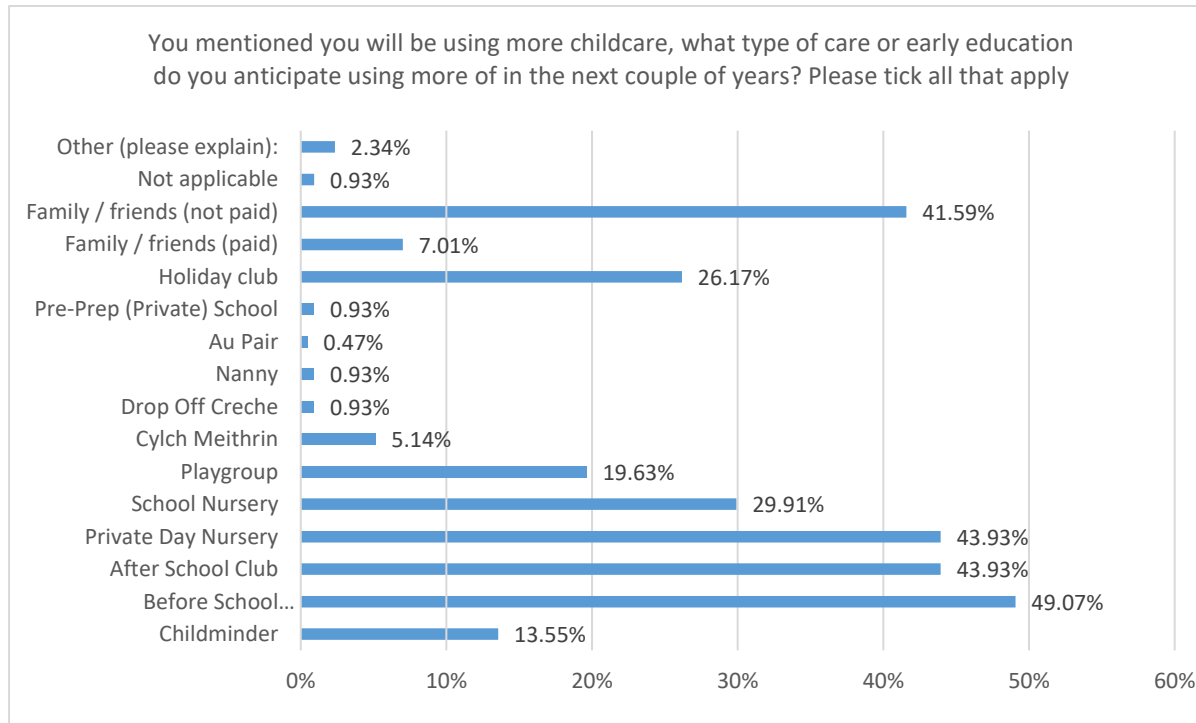
Other types of childcare required in the near future include, School Nursery (30%), Holiday Club (26%), Playgroup (20%) and Childminder (14%).

Parent carers further commented that they would use other types of childcare that include;

- Full time wraparound
- Annual leave if children contract Covid
- Annual leave to help with Holiday cover (not enough provision)

Additional comments further expressed the Lack of childminders available from local school, and that out of school clubs do not meet child's needs.

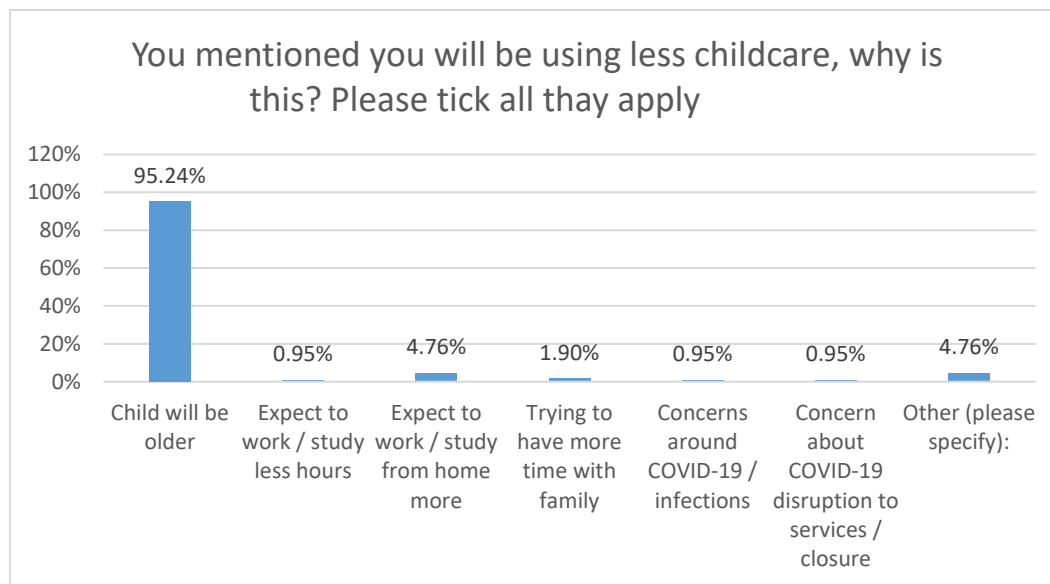
Figure 248



Reasons for using less childcare

Figure 249 shows 105 parents / carers who reported that they intend to use less childcare in the near future.

Figure 249



The main reason for not using childcare in the near future for these respondents is that their child will be older (95%). 5% of parent / carers expect to work / study from home more. Further comments extracted from the data also reported that there will be less demand due to children going to school, parents who are shielding from Covid 19 and unable to pay for overwhelming costs of childcare in early stages.

Data from the parent/carer survey revealed that 19% of households identified with a child with a disability or long-term illness reported that they will be using less childcare as their child will be older. The needs for less childcare in the future due to their child being older is further confirmed by 23% of households identified with a child with a special educational need / additional learning need. Please note these figures are included in the summary analysis above.

### Help with the cost of childcare

Figure 250 shows the number of parents who access financial help with the cost of childcare based on 501 responses to the parent / carer survey.

Figure 250

Torfaen	Childcare element of the Working Tax/Universal Credit	Childcare vouchers / Tax free childcare	Childcare Grant for Students	Employer contribution	Other
Blaenavon	3	4	0	0	1
Pontypool	13	18	0	0	5
Cwmbran	39	49	1	1	20
Unknown	12	11	0	0	4
Torfaen	67	82	1	1	30

Please note that the above table does not reflect the true number of responses due to limitations with the survey.

Based on the summary of the parent/carers survey a total of 183 completed the Financial Support section.

44% of parents / carers who completed this section claim Childcare Vouchers/ Tax Free Childcare, 37% claim The Childcare Element of Working Tax Credit/Universal Credit.

16% of parents / carers responded to 'other' financial assistance, however only 3 identifiable options were listed. These include;

- Child Benefit
- Family Support
- Childcare Offer for Wales



Demand for childcare of households with a child with a disability/long term illness and households with a child with a Special Educational Need or Additional Learning Need

Data from the parent /survey identified 53 households with a child with a disability or long-term illness. A further 70 households were identified with a child with a special educational need (SEN) / additional learning need (ALN). Please note that due to limitation of the survey it is possible that some households are identified as both.

Figure 251 shows intentional childcare use of households with a child with a disability/long term illness in the next couple of years.

Figure 251

	What type of care or early education do you anticipate using more of in the next couple of years?													
	Childminder	Before School Club/Breakfast Club	After School Club	Private Day Nursery	School Nursery	Playgroup	Cylch Meithrin	Drop Off Crèche	Nanny	Au Pair	Pre Prep (Private) School	Holiday club	Family / friends (paid)	Family / friends (not paid)
Household with a child with a disability/long term illness	5	10	11	6	9	8	1	0	1	0	0	9	0	12

The main types of childcare required by these respondents include;

- Family/Friends (not paid) (23%)
- Afterschool Clubs (21%)
- Before School Clubs / Breakfast clubs (19%)
- Holiday Club (17%)
- School Nursery (17%)

Figure 252 shows intentional childcare use of households with a child special educational need / additional learning need (ALN).

	What type of care or early education do you anticipate using more of in the next couple of years?													
	Childminder	Before School Club/Breakfast Club	After School Club	Private Day Nursery	School Nursery	Playgroup	Cylch Meithrin	Drop Off Crèche	Nanny	Au Pair	Pre Prep (Private) School	Holiday club	Family / friends (paid)	Family / friends (not paid)
Household with a child with an SEN or ALN	6	16	15	7	7	5	1	0	1	0	0	11	1	12

The main types of childcare required by these respondents include;

- Before School Clubs / Breakfast clubs (23%)
- Afterschool Clubs (21%)
- Family/Friends (not paid) (17%)
- Holiday Club (16%)
- School Nursery (10%)

Please note that the number of children requiring these services are not identifiable due to the limitations of the survey. These numbers have also been accounted for in the overall analysis of demand of childcare.

## Additional research into Parent Carer responses

### Income distribution and the use of paid family/friend childcare

This small section of additional research highlights some findings between household income, childcare use and the use of paid family/friends. Due to the small sample sizes within income groups the results might not be statistically sound but raise some interesting questions and points for consideration. It is important to note that the £1000+ income group had a higher response rate than other income groups which may account for some of the increased usage but unlikely to account for all.

When using figure 253 to compare the income distribution of all respondents with that of those using paid family/friends it is clear that the £350-£499 group see the largest increase between the two, suggesting they are the group most likely to use it. This could be due to work commitments and paying family or friends being cheaper than other types of paid childcare which may instead be an option for wealthier households.

Figure 253 - Income distribution of all respondents vs those using paid family/friends

Weekly income	All respondents	Any paid family/friends
up to £100	1%	
£100 to £149	2%	
£150 to £249	6%	10%
£250 to £349	9%	10%
£350 to £499	12%	19%
£500 to £580	15%	14%
£581 to £750	16%	10%
£750 to £999	18%	19%
More than £1,000	22%	19%

However when figure 254 is analysed a different story emerges, in term time the wealthiest income groups are far more likely to use paid family/friends (+5%). However, in holiday time it is the middle incomes (£350-580) which are far more likely to use this type of care, the wealthiest income groups see a dramatic reduction in use.

Figure 254 - Income distribution of those using paid family/friends and those using in term time or holiday time

Weekly income	Any paid family/friends	Paid family/friends (term time)	Paid family/friends (holiday)
up to £100			
£100 to £149			
£150 to £249	10%		12%
£250 to £349	10%	12%	12%
£350 to £499	19%	18%	24%
£500 to £580	14%	12%	18%
£581 to £750	10%	12%	12%
£750 to £999	19%	24%	12%
More than £1,000	19%	24%	12%

### **Childcare use by time of year**

**Term time use** (e.g. 26.4% of households using after school clubs have a weekly income of 1000+)

Figure 255 shows that childcare use generally increases as household income increases, it also highlights provision which are not used by households with a lower income.

Figure 255 - Term time childcare use by income bracket

Gross weekly household income	After School Club	Au Pair	Before School Club/Breakfast Club	Childminder	Cylch Meithrin	Family / friends (paid)	Family / friends (unpaid)	Nanny	None During Term Time	Playgroup	Private Day Nursery	School Nursery
up to £100			0.8%						4.0%		0.9%	
£100 to £149	1.1%		1.6%				1.6%		4.0%		1.8%	3.2%
£150 to £249	4.6%		4.7%	3.3%			5.3%		10.0%		1.8%	6.5%
£250 to £349	6.9%		8.5%	13.3%		11.8%	8.5%		10.0%	12.5%	4.6%	12.9%
£350 to £499	9.2%		11.6%	10.0%	16.7%	17.6%	13.8%	33.3%	8.0%	18.8%	11.9%	6.5%
£500 to £580	17.2%		15.5%	6.7%	33.3%	11.8%	17.5%	33.3%	18.0%	12.5%	10.1%	9.7%
£581 to £750	14.9%		15.5%	23.3%		11.8%	14.8%		14.0%	18.8%	18.3%	16.1%
£750 to £999	19.5%		15.5%	26.7%	16.7%	23.5%	17.5%		14.0%	25.0%	23.9%	19.4%
£1,000+	26.4%	100.0%	26.4%	16.7%	33.3%	23.5%	21.2%	33.3%	18.0%	12.5%	26.6%	25.8%

## Holiday time use

Figure 256 again shows an increase in use for wealthier households but also an increase in middle incomes, provision not used by specific income groups are also highlighted.

Figure 256 - Holiday time childcare use by income bracket

Gross weekly household income	Au Pair (H)	Childminder(H)	Cylch Meithrin (H)	Family / Friends (not paid) (H)	Family / Friends (paid) (H)	Holiday Care (H)	Nanny (H)	None During School Holidays (H)	Playgroup (H)	Playscheme (H)	Private Day Nursery (H)
up to £100											1.0%
£100 to £149				1.0%				2.0%		2.1%	2.0%
£150 to £249		4.3%		5.7%	11.8%	9.7%		6.0%		6.4%	2.0%
£250 to £349		17.4%		8.9%	11.8%	9.7%		16.0%		10.6%	5.0%
£350 to £499		13.0%		15.1%	23.5%	9.7%	33.3%	6.0%		8.5%	13.9%
£500 to £580		4.3%		16.1%	17.6%	9.7%		12.0%	20.0%	12.8%	10.9%
£581 to £750		17.4%		13.5%	11.8%	9.7%		20.0%	40.0%	14.9%	15.8%
£750 to £999		30.4%		17.2%	11.8%	19.4%		16.0%	20.0%	14.9%	22.8%
£1,000+	100.0%	13.0%	100.0%	22.4%	11.8%	32.3%	66.7%	22.0%	20.0%	29.8%	26.7%

### 14.3.1 Demand for Childcare – Enquiries received to the Family Information Service

The Family Information Service records all enquiries received from the public and professionals through a programme exclusively created for Family information Services on DEWIS.

Enquiries received via telephone, email, outreach, drop in, and social media are logged through DEWIS and monitored to highlight demand for services. Please note that geographical comparisons are not available due to limitations in the programme analysis. Torfaen FIS will propose improvement suggestions to Data Cymru for consideration.

Information on childcare can also be found online at [www.torfaenfis.org.uk](http://www.torfaenfis.org.uk). The number of online childcare searches are currently unavailable, however figure 258 shows the number of visits to the website and page views. Please note the FIS website was relaunched in early 2020.

Figures 257 shows the total number of non-web enquiries received to the service since the last full assessment.

Figure 257

Torfaen FIS	2017 2018	2018 2019	2019 2020	2020 2021	2021 2022 *
Total Number of Enquiries	921	2261	1303	1981	1382

\*Please note figure does not include Q4 2021/2022

The highest number of enquiries were received during 2018 / 2019 with the introduction of the Childcare Offer for Wales.

Figure 258

www.torfaenfis.org.uk	2017 2018	2018 2019	2019 2020	2020 2021	2021 2022 *
Total Visits	19,468	10,894	10,667	10,433	10,836
Total number of Page Views	73,890	32,230	30,308	22,246	21,732

\*Please note figure does not include Q4 2021/2022

The number of visits to the FIS website have remained consistent since 2018, however the number of page views have marginally reduced. Future marketing of the website will be needed to ensure families and professionals are aware of the information available to them online.

Figure 259 shows the top 10 enquiry types received to the service throughout the year. Please note that a change of database incurred during early 2020, therefore descriptions may vary from previous years

Figure 259

	2017 2018	2018 2019	2019 2020	2020 2021	2021 2022 *
1	Childminder	Grants and Funding	Grants and Funding	Childcare Offer for Wales	Childcare Offer for Wales
2	Day Nursery	Signposting	Day Nursery	Other Information	Flying Start
3	Parent & Toddler Groups	Nursery / School Admissions	Childminder	Help with Childcare Costs	Childcare (General)
4	Leisure Activities	Childminder	Flying Start	Childcare (General)	Childminder

5	Signposting	Leisure Activities	Nursery / School Admissions	School Admissions	Parent and Toddler Groups
6	Holiday Clubs	Day Nursery	Signposting	Flying Start	Playgroups
7	Playgroup	Other	Playgroup	Childminders/Day Nurseries/Playgroups	Day Nurseries
8	Before / After School Clubs	Playgroup	Parent and Toddler Groups	Financial information	Help with Childcare Costs
9	Support Services	Before / After School Clubs	Support Services	Early Years Entitlement	Family Support
10	Flying Start	Parent and Toddler Groups	Before / After School Groups	Family Support	Holiday Provision

\*Please note figure does not include Q4 2021/2022

Since the introduction of the Childcare Offer for Wales in 2018, this has predominately been the main reason for all enquiries to the Family Information Service (the Offer was included in the Grants and Funding Category during 2018 – 2020 prior to DEWIS).

Since the last assessment the demand for childminder information has been the main childcare type requested by families and professionals contacting the service. It is unknown if this is a direct result of the national and local decline of childminders across Wales.

During the height of the pandemic in 2020-2021 over a third of all enquiries were in response to Covid-19 (Reason of Enquiry). This included information on the Coronavirus Childcare Assistance Scheme (C-CAS), the reintroduction of the Childcare Offer for Wales and Help with Childcare Costs. To date, nearly 20% of all enquiries received during 2021 – 2022 are for families looking to enter or remain in work.



#### **14.4. Barriers experienced by specific target groups – Place Group consultancy**

Place Group Consultancy Ltd were commissioned to conduct a series of focus groups with specific groups of parents on behalf of the Local Authority.

Focus groups were held virtually online during February and March 2022 for the following specific groups:

- Lone parents / parents seeking work and training
- Parents of a child with Additional Learning Needs / Disability
- Lone Income families
- Unemployed families
- Parents studying or training
- Parents interested in Welsh Medium childcare
- Carers of children with Additional Learning Needs

The results of all consultations will be submitted in a separate analysis to this report.

## **15. Sustainability** - Direct grants/ funding for childcare providers and parent/carers

Funding for childcare is available through the Assisted Places Grant delivered by Torfaen County Borough Council. Parent/carers in Torfaen can apply for an Assisted Places Grant to help pay childcare fees or one to one support within a registered childcare setting. Application into the Assisted Places Grant is by referral only.

The Assisted Places Grant is delivered through the Childcare Team for Torfaen County Borough Council and the purpose of the grant is to support the improvement in the welfare or quality of life of the child by providing access to CIW registered, quality childcare placements to support a child's development and/or to address a child's emerging needs.

The grant will pay the childcare fees and/or additional support for individual children to access sessional childcare at an approved childcare setting for an initial period of one term. Some families may be eligible to apply for both the childcare fees and the additional support elements of the grant.

Eligible parents / carers who are applying for childcare fee's and who have children aged 0 - 3 years (or 3 - 11 years if parents are accessing training) and for those applying for additional support children aged 2 - 12 years, must meet an eligibility criteria. Eligibility of the child will be checked against the criteria and terms and conditions.

The grant can pay for places at childcare settings registered with the Care Inspectorate Wales (CIW) and are also approved by the Local Authority under the Assisted Places Grant Scheme. This could include playgroups, cylchoedd meithrin, day nurseries, childminders and before/after school clubs.

Figure 260 details the funding allocated to childcare providers during 2020 - 2021 / 2021 – 2022 for the number of children accessing the assisted places grant (both for childcare fees and 1:1 support);

Figure 260

Year	Setting	Additional Support	Both	Fees	Total Funding
2020/21	Blaenavon			£519	£519
	Cwmbran	£8,471	£973	£428	£9,872
	Pontypool	£5,073		£2,147	£7,220
2021/22	Cwmbran	£14,248		£654	£14,902
	Pontypool	£7,785		£857	£8,642

During 2020/2021 a total of 20 children were funded through the assisted places grant to attend childcare settings in Torfaen. 10 children were funded for childcare fees, 8 children were funded for additional support and 2 children for both.

During April 2020 – March 2021 a total of 10 out of 13 applications for fees were approved, 8 for additional support and 2 out of 5 applications received for both.

- During 2020-2021 £519.00 has been awarded from the assisted places grant to Blaenavon settings
- During 2020-2021 £9,872 has been awarded from the assisted places grant to Cwmbran settings
- During 2020- 2021 £7,220 has been awarded from the assisted places grant to Pontypool settings

During April 2021 to December 2021 a total of 22 children were funded through the assisted places grant to attend childcare settings in Torfaen. 5 children were funded for childcare fees, 17 children were funded for additional support. No children were funded for both.

During 2021 – 2022 a total of 6 out of 15 applications received for fees were approved, and 17 out of 18 applications for additional support were approved..

- During 2021-2022 £14,902 has been awarded from the assisted places grant to Cwmbran settings
- During 2022- 2022 £8,642 has been awarded from the assisted places grant to Pontypool settings

### Coronavirus Childcare Assistance Scheme (C-CAS)

The Childcare Offer for Wales was repurposed during the beginning of the pandemic to fund children of key workers identified by Welsh Government guidance at registered childcare settings.

The Coronavirus-Childcare Assistance Scheme (C-CAS) allowed childcare settings to remain open and provide services for children under restrictions imposed at the time of the pandemic.

Torfaen County Borough Council awarded £470,727.18 across 50 registered childcare providers to provide care for children of key workers. 15 settings were funded to settings in neighbouring local authorities.

Figure 261 shows that a total of 335 children were funded through the C-CAS funding up until August 2020.

Figure 261 number of children funded through C-CAS per main town area

Setting	Funding	No. Children Funded
Blaenavon	£20,175	22
Pontypool	£208,652	131
Cwmbran	£204,300	155
Out of borough	£37,600	27

A total of 386 applications were received to the Early Years panel, 334 were approved.

## Childcare Offer for Wales Capital Grant

The Childcare Offer for Wales Small Capital Grant was allocated to the Local Authority during 2019 for expenditure over a two year period. The grant was awarded to ensure the sustainability of exiting childcare providers, by means of supporting them to expand their childcare places or to expand their business profile by opening a new provision on or near a school site.

Figure 262 shows total amount awarded to settings. Please note that childcare settings have been combined in town area to protect sensitive data.

Figure 262

Total amount awarded to each town area  
by grant type

Town	Grant type			
	CO2	Covid	IT	Small capital grant
Blaenavon				£27,987
Cwmbran	£501	£71,809	£6,770	£340,426
Pontypool	£1,087	£45,243	£1,917	£235,222

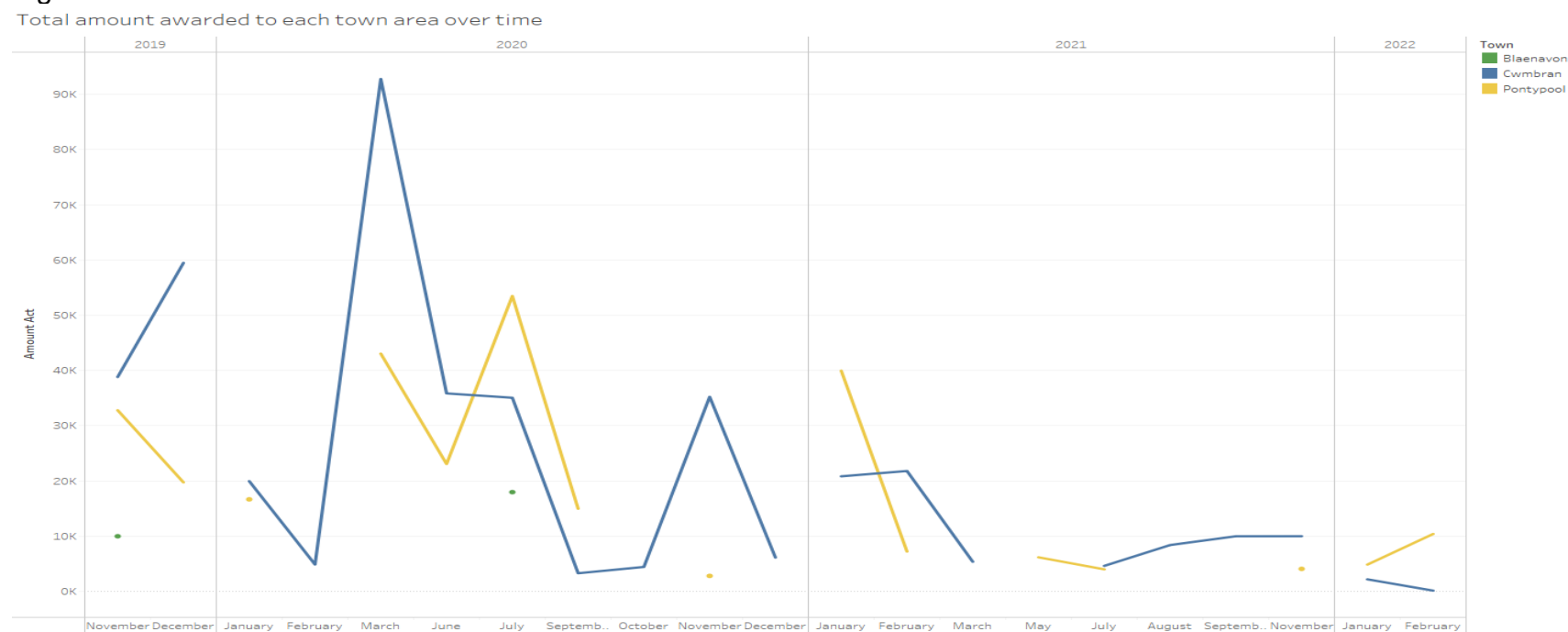
During October 2020 - March 2021 additional funding from the Childcare Offer Capital grant was awarded by Welsh Government in response to Covid-19. Items requested from providers included outdoor equipment and shelters to reflect Welsh Government guidance to utilising time spent outdoors, foggers to aid strict cleaning regimes within the setting, additional handwashing and toilet facilities.

A total of 22 settings applied and the total amount awarded across all settings equated to £122,000. This data has been included in figure 262.

In addition to the Childcare Offer Covid Grant a further I.T Grant was allocated by Welsh Government during October 2021 – November 2021. A total of 17 applications were received and approved and a total amount allocated during October – November 2021 was £5,969.85.

Figure 263 shows the distribution of the Childcare Offer Capital Grant per town area during 2019 – February 2022.

Figure 263



During the beginning of the pandemic March - June 2020 the total amount of funding awarded to settings in Cwmbran was significantly higher than those in other areas of Torfaen. Please note that there are more childcare settings within the Cwmbran area than other part of Torfaen, therefore this can influence the data to appear higher.

## Covid Sustainability Grants / PPE

During 2021 further sustainability and PPE grants were available to childcare settings in Torfaen to help with financial recovery from Covid 19.

Figure 264 shows the distribution of Childcare Sustainability Grant funding allocated to childcare settings per town area

Figure 264

Town	Year	
	2021	2022
Cwmbran	£80,686	£2,725
Pontypool	£50,357	£1,234
Grand Total	£131,043	£3,959

During 2021 a total of £131,043.21 was allocated across 17 childcare settings across the Cwmbran and Pontypool areas. Funding during the beginning of 2022 has been awarded across 3 childcare settings distributed in the Cwmbran and Pontypool areas equating to £3959.02

Figure 265 shows PPE funding allocated to childcare settings per town area

Figure 265

Town	Additional payments	PPE	Grand Total
Blaenavon		£590	£590
Cwmbran	£1,526	£21,838	£23,363
Pontypool	£1,356	£12,985	£14,341
Grand Total	£2,882	£35,413	£38,294

During 2021 a total of £38,294.44 was allocated across 77 childcare settings for PPE costs across all three main town areas of Torfaen.

## Childcare Development Fund

During the pandemic, funding from Welsh Government was allocated to provide short term intervention to children aged 0-5 years. The fund focused on additional developmental support to children and families who were in the greatest need and disadvantage, and had been impacted the most by Covid-19.

The fund allowed access to childcare for children who were developmentally delayed in the following areas:

- speech, language, and communication
- fine and gross motor skills
- personal and social development

The fund provided short term but intense sessions at childcare, to ensure the children's needs were identified as soon as possible, enabling them to catch up before they escalated to the point of crisis or no return.

Figures 266 and 267 show the total funding awarded to childcare settings per main town area during 2020/ 2021 and 2021/ 2022.

A total of 40 children were funded through the Childcare Development Fund in 2020/2021 and 60 children in 2021/2022.

Figure 266

Setting	Year	
	2020/21	2021/22
Blaenavon	£6,600	£13,200
Cwmbran	£29,785	£58,700
Out of Borough		£2,750
Pontypool	£19,135	£27,183



Figure 267

Setting	Year	
	2020/21	2021/22
Blaenavon	£1,650	£1,886
Cwmbran	£1,188	£1,579
Out of Borough		£2,750
Pontypool	£1,060	£1,912

#### Number of children funded by Social Services

As part of consulting with the Local Safeguarding Board, data was provided from Social Services detailing the number of children supported in childcare.

During 2020 / 2020 a total of 44 children in Torfaen were funded to attend a childcare place across 24 childcare settings (8 were out of borough).

During 2021 / 2022 a total of 39 children in Torfaen are funded to attend a childcare place across 20 childcare settings (8 are out of borough).

Details of childcare provider and area have not been disclosed to protect the anonymity of children being cared for.

## 16. Cross Border

Torfaen County Borough Council consulted with neighbouring Local Authorities to obtain information on the use of childcare within and outside of Torfaen. Caerphilly County Borough Council, Monmouthshire County Borough Council and Newport County Borough were contacted via teams to discuss the ability to report on cross border enquiries.

For some parents, childcare located in neighbouring areas can be the most appropriate for their children and the easiest to access. Information services are not expected to hold the full childcare information in respect of each of their neighbouring local authorities. However, Family Information Services (FIS) liaise with each other to ensure that parents can obtain the information they need about provision in other areas without having to travel to neighbouring local authorities. FIS provide the contact details for each of relevant teams across the 22 local authority areas. Where appropriate, parents and carers are directed to the [FIS Wales website](#) developed by Data Unit Wales or contact details to neighbouring local authorities, to obtain the childcare information they require. Brokerage is also offered to families who are looking for information on services outside of the Local Authority but who are unable to contact FIS's or look for the information themselves.

For the purposes of this CSA, a group of LA representatives met to discuss the current arrangement for sharing information on those who access childcare outside of the Local Authority they reside in. Collectively it was agreed that current data is obtained via Education and Childcare Offer programs, but parental choice of childcare regarding location outside of the LA is not currently available through DEWIS Cymru enquiries, the FIS database. This has been reported to DEWIS Cymru by Newport Local Authority as a future development.

## 17. Workforce Development and Training

Torfaen County Borough Council sought to report on the Workforce Development within Torfaen based on data supplied by CIW. Registered childcare providers were requested to complete a Self-Assessment of Service Statement (SASS) on behalf of CIW and the data was collected during July 2022.

Torfaen County Borough has adhered to the requirements placed by Welsh Government, however the response rate from childcare providers was less than 90% and therefore the following analysis cannot be identified as a true indication of childcare within Torfaen.

Therefore, Torfaen County Borough Council have made a comprehensive effort to provide a partial summary based on incomplete figures. The following analysis was compiled and reported by Torfaen Family Information Service.

### Childminders

Figure 268 below shows the highest level of qualifications attained by childminders. These are based on 28 Childminder responses.

Figure 268 Childminder Qualifications Only SASS data 2022

Highest level of relevant qualification	Post Title	Number of Childminders
Children's, Care, Learning and Development qualification at level 2	Childcare Practitioner	3
Children's, Care, Learning and Development qualification at level 3	Childcare Practitioner	5

<b>Children's, Care, Learning and Development qualification at level 5</b>	Childcare Practitioner	4
<b>Qualification relevant to childcare but not listed</b>	Childcare Practitioner	1
<b>No formal Childcare Practitioner qualifications</b>	Childcare Practitioner	3
<b>Total number of staff who are Childcare Practitioners</b>	Childcare Practitioner	16

Figure 269 shows the number of qualifications that are relevant to childminders only and the number of attained qualifications.

Figure 269

<b>Highest level of relevant qualification</b>	<b>Post Title</b>	<b>Yes</b>	<b>No</b>	<b>Do not know</b>	<b>On going study</b>
<b>CYPOP 5 unit or IHC &amp; PCP</b>	Childminder only	10	16	2	
<b>Children's, Care, Learning and Development qualification at level 2</b>	Childminder only	12	15	1	

<b>Children's, Care, Learning and Development qualification at level 3</b>	Childminder only	14	14	-	
<b>Children's, Care, Learning and Development qualification at level 5</b>	Childminder only	5	23	-	
<b>Qualification relevant to childcare but not listed</b>	Childminder only	14	11	2	1
<b>None of these qualifications listed</b>	Childminder only	8	18	2	-

Figure 270 below shows the highest level of Play qualification attained by childminders

Figure 270

<b>Highest level of relevant qualification</b>	<b>Post Title</b>	<b>Number of Childminders</b>
<b>Level 2 Award in Playwork Practice (L2APP)</b>	Play Practitioner	1
<b>Level 2 Diploma in Playwork</b>	Play Practitioner	0
<b>Level 2 Diploma Playwork; Principles into Practice (P3) - comprises award, certificate and diploma</b>	Play Practitioner	0
<b>Level 3 Award in Managing a Holiday Play Scheme</b>	Play Practitioner	0
<b>Level 3 Award in Transition to Playwork from Early Years</b>	Play Practitioner	0

<b>Level 3 Diploma Playwork</b>	Play Practitioner	0
<b>Level 3 Diploma Playwork; Principles into Practice. (P3) – comprises award, certificate and diploma</b>	Play Practitioner	0
<b>Level 5 Diploma in Playwork</b>	Play Practitioner	0
<b>Qualification relevant to play, but not listed</b>	Play Practitioner	1
<b>Play Practitioners with no formal qualifications</b>	Play Practitioner	6
<b>Total number of staff who are play practitioners</b>	Play Practitioner	8

### Staffing and recruitment

Figure 271 details staffing levels, contracts and vacancies at child-minding businesses

Figure 271

Running your service your staff	Totals	Yes	No
<b>No of individual staff currently work in the service (1 less)</b>	1 (21) 0 (7)	-	-
<b>No of staff working less than 16 hrs per week</b>	3	-	
<b>No of staff that have left the service in last 12 months</b>	0	-	-

<b>No of childcare or play posts currently vacant</b>	1 (1) 4(1)	-	-
<b>No of childcare or play hours per week these vacancies equate to</b>	18(1) 36(1) 50(1) 52(1) 60 (1)	-	-
<b>No of staff currently employed on zero hour contracts</b>	0	-	-
<b>Do you have difficulty in offering your staff 16 hour or more contracts?</b>	-	1	27
<b>Do you undertake Workforce Planning?</b>	-		28
<b>If you undertake Workforce Planning, how many additional staff do you envisage needing in the next 24 months?</b>	-	-	-

() depicts the number of childminder responses.

Data from the SASS indicates that one childminder in Torfaen employs a member of staff within their childminding business. However 2 childminders who responded to the SASS indicate that there are a total of 5 childcare or play posts currently available. 3 childminders in Torfaen work less than 16 hours per week

### Welsh speakers

Figure 272 shows the number of Welsh speaking staff.

Figure 272

Running your service your staff	Total Childminder Responses
How many staff are fluent in Welsh?	0
How many staff can speak a fair amount of Welsh?	1
How many staff can speak little or no Welsh?	20

Childminders who completed the SASS reveals there is only 1 childminder who can speak a fair amount of Welsh, however a further 20 childminders also indicate that they can speak little Welsh and 7 speak no Welsh at all. This could suggest the use of incidental Welsh amongst childminder environments. None claim to be fluent Welsh speakers.

Full Day Care

Figure 273 below shows the highest level of qualifications attained by full day care settings These are based on 33 full day care setting responses.

Figure 273 Full Day Care Qualifications SASS data 2022

Highest level of relevant qualification	Post Title	Total number of staff	Total number of responses
Children’s, Care, Learning and Development qualification at level 2	Childcare Practitioner	28	14 19 settings have 0 staff with this qualification



<b>Children's, Care, Learning and Development qualification at level 3</b>	Childcare Practitioner	199	32 1 setting has 0 staff with this qualification
<b>Children's, Care, Learning and Development qualification at level 5</b>	Childcare Practitioner	92	29 4 settings have 0 staff with this qualification
<b>Qualification relevant to childcare but not listed</b>	Childcare Practitioner	22	11 22 settings have 0 staff with this qualification
<b>No formal Childcare Practitioner qualifications</b>	Childcare Practitioner	30	14 19 settings have 0 staff with this qualification
<b>Total number of staff who are Childcare Practitioners</b>	Childcare Practitioner	371	33

Figure 274 below shows the highest level of Play qualification attained by full day care

Figure 274

Highest level of relevant qualification	Post Title	Total number of Staff	Total number of responses
<b>Level 2 Award in Playwork Practice (L2APP)</b>	Play Practitioner	1 (1)	1 31 settings have 0 staff with this qualification
<b>Level 2 Diploma in Playwork</b>	Play Practitioner	3(1) 1(2)	3 30 settings have 0 staff
<b>Level 2 Diploma Playwork; Principles into Practice (P3) - comprises award, certificate and diploma</b>	Play Practitioner	0	0
<b>Level 3 Award in Managing a Holiday Play Scheme</b>	Play Practitioner	0	0
<b>Level 3 Award in Transition to Playwork from EarlyYears</b>	Play Practitioner	1(3) 2(1) 3(2)	6 27 settings have 0 staff with this qualification
<b>Level 3 Diploma Playwork</b>	Play Practitioner	1(5) 2(5)	10 23 settings have 0 staff with this qualification
<b>Level 3 Diploma Playwork; Principles into Practice. (P3) – comprises award, certificate and diploma</b>	Play Practitioner	3 (1)	1 32 settings have 0 staff with this qualification
<b>Level 5 Diploma in Playwork</b>	Play Practitioner	0	33
<b>Qualification relevant to play, but not listed</b>	Play Practitioner	2	1 32 settings have 0 staff with this qualification
<b>Play Practitioners with no formal qualifications</b>	Play Practitioner	1(1) 4(1) 18(1)	30 settings have 0 staff with this qualification
<b>Total number of staff who are play practitioners</b>	Play Practitioner	1 (4) 2(4) 3(2)	16 17 settings have 0 staff with this qualification

		4(2) 5(2) 6(1) 18(1)	
--	--	-------------------------------	--

### Staffing and recruitment

Figure 275 details staffing levels, contracts and vacancies at Full Day Care businesses

Figure 275

Running your service your staff	Totals	Yes	No
<b>No of individual staff currently work in the service</b>	387 (over 33 settings)	-	-
<b>No of staff working less than 16 hrs per week</b>	19 (over 14 settings)		
<b>No of staff that have left the service in last 12 months</b>	59 (over 20 settings, highest number of staff leaving one setting = 6)		
<b>No of childcare or play posts currently vacant</b>	9 (over 5 settings, 3 positions available at 1 setting)		
<b>No of childcare or play hours per week these vacancies equate to</b>	533 (over 8 settings)		
<b>No of staff currently employed on zero hour contracts</b>	14 (over 5 settings)		

<b>Do you have difficulty in offering your staff 16 hour or more contracts?</b>	-	4	29
<b>Do you undertake Workforce Planning?</b>		28	5
<b>If you undertake Workforce Planning, how many additional staff do you envisage needing in the next 24 months?</b>	46 (over 21 settings, highest number of staff needed at 1 setting = 6)	-	-

### Welsh speaking staff

Figure 276 shows the number of Welsh speakers.

Figure 276

Running your service your staff	Total number of staff
<b>How many staff are fluent in Welsh?</b>	17 (over 9 settings)
<b>How many staff can speak a fair amount of Welsh?</b>	115 (over 22 settings)
<b>How many staff can speak little or no Welsh?</b>	255 (over 27 settings)

## Sessional Day Care

Figure 278 below shows the highest level of qualifications attained by Sessional Day Care settings These are based on 6 responses.

Figure 278 Sessional Day Care Qualifications SASS data 2022

Highest level of relevant qualification	Post Title	Total number of staff	Total number of responses
Children's, Care, Learning and Development qualification at level 2	Childcare Practitioner	0	6 settings have 0 staff with this qualification
Children's, Care, Learning and Development qualification at level 3	Childcare Practitioner	3(1) 3(1) 3(1) 3(1) 2(1) 1(1)	6
Children's, Care, Learning and Development qualification at level 5	Childcare Practitioner	3(1) 2(1) 2(1)	6 3settings have 0 staff with this qualification
Qualification relevant to childcare but not listed	Childcare Practitioner	0	6
No formal Childcare Practitioner qualifications	Childcare Practitioner	0	6 settings have 0 staff with this qualification

<b>Total number of staff who are Childcare Practitioners</b>	Childcare Practitioner	5(1)	6
		5(1)	
		5(1)	
		3(1)	
		3(1)	
		1(1)	

Figure 279 below shows the highest level of Play qualification attained by Sessional Day Care

Figure 279

Highest level of relevant qualification	Post Title	Total number of staff	Total number of responses
<b>Level 2 Award in Playwork Practice (L2APP)</b>	Play Practitioner	0	6
<b>Level 2 Diploma in Playwork</b>	Play Practitioner	0	6
<b>Level 2 Diploma Playwork; Principles into Practice (P3) - comprises award, certificate and diploma</b>	Play Practitioner	0	6
<b>Level 3 Award in Managing a Holiday Play Scheme</b>	Play Practitioner	0	6
<b>Level 3 Award in Transition to Playwork from Early Years</b>	Play Practitioner	0	6
<b>Level 3 Diploma Playwork</b>	Play Practitioner	0	6
<b>Level 3 Diploma Playwork; Principles into Practice. (P3) – comprises award, certificate and diploma</b>	Play Practitioner	1 (1)	1 5 settings have 0 staff with this qualification
<b>Level 5 Diploma in Playwork</b>	Play Practitioner	0	6

<b>Qualification relevant to play, but not listed</b>	Play Practitioner	0	6
<b>Play Practitioners with no formal qualifications</b>	Play Practitioner	0	6
<b>Total number of staff who are play practitioners</b>	Play Practitioner	1(1)	1 5settings have 0 staff with this qualification

### Staffing and recruitment

Figure 280 details staffing levels, contracts and vacancies at Sessional Day Care businesses

Figure 280

Running your service your staff	Totals	Yes	No
No of individual staff currently work in the service	22 (over 6 settings)	-	-
No of staff working less than 16 hrs per week	5 (over 2 settings)		
No of staff that have left the service in last 12 months	5 (over 2settings, )		
No of childcare or play posts currently vacant	3 (over 3 settings, positions available at setting)		
No of childcare or play hours per week these vacancies equate to	36 (over 3 settings)		
No of staff currently employed on zero hour contracts	4 (over 2 settings)		

Do you have difficulty in offering your staff 16 hour or more contracts?	-	4	2
Do you undertake Workforce Planning?		5	1
If you undertake Workforce Planning, how many additional staff do you envisage needing in the next 24 months?	5 (over 4 settings, highest number of staff needed at 1 setting =2 )	-	-

### Welsh speaking staff

Figure 281 shows the number of Welsh speakers.

Figure 281

Running your service your staff	Total number of staff
How many staff are fluent in Welsh?	3 (over 2 settings)
How many staff can speak a fair amount of Welsh?	3 (over 2 settings)
How many staff can speak little or no Welsh?	16 (over 5 settings)



## Out of School Providers

Figure 282 below shows the highest level of qualifications attained by Out Of School providers These are based on 5 responses.

Figure 282 Out of School Providers Qualifications SASS data 2022

Highest level of relevant qualification	Post Title	Total number of staff	Total number of responses
Children's, Care, Learning and Development qualification at level 2	Childcare Practitioner	5(1) 1(1)	2 3 settings have 0 staff with this qualification
Children's, Care, Learning and Development qualification at level 3	Childcare Practitioner	3(1) 2(1) 1(1)	3 2 settings have 0 staff with this qualification
Children's, Care, Learning and Development qualification at level 5	Childcare Practitioner	1(1) 1(1)	2  3settings have 0 staff with this qualification
Qualification relevant to childcare but not listed	Childcare Practitioner	2(1)	1 4 settings have 0 staff with this qualification
No formal Childcare Practitioner qualifications	Childcare Practitioner	1(1)	1 4 settings have 0 staff with this qualification
<b>Total number of staff who are Childcare Practitioners</b>	Childcare Practitioner	7(1) 6(1)	4

		2(1) 2(1)	1 settings have 0 staff with this qualification
--	--	--------------	---

Figure 283 below shows the highest level of Play qualification attained by Out of School Providers

Figure 283

Highest level of relevant qualification	Post Title	Total number of staff	Total number of responses
<b>Level 2 Award in Playwork Practice (L2APP)</b>	Play Practitioner	0	5
<b>Level 2 Diploma in Playwork</b>	Play Practitioner	1(1)	1 4 settings have 0 staff with this qualification
<b>Level 2 Diploma Playwork; Principles into Practice (P3) - comprises award, certificate and diploma</b>	Play Practitioner	0	5
<b>Level 3 Award in Managing a Holiday Play Scheme</b>	Play Practitioner	0	5
<b>Level 3 Award in Transition to Playwork from EarlyYears</b>	Play Practitioner	3(1) 1(1) 1(1)	3 2 settings have 0 staff with this qualification
<b>Level 3 Diploma Playwork</b>	Play Practitioner	3(1) 3(1) 1(1) 1(1)	4 1 setting has 0 staff with this qualification
<b>Level 3 Diploma Playwork; Principles into Practice. (P3) – comprises award, certificate and diploma</b>	Play Practitioner	0	5
<b>Level 5 Diploma in Playwork</b>	Play Practitioner	0	5

<b>Qualification relevant to play, but not listed</b>	Play Practitioner	0	5
<b>Play Practitioners with no formal qualifications</b>	Play Practitioner	5(1) 2(1)	2 3 settings have 0 staff with this qualification
<b>Total number of staff who are play practitioners</b>	Play Practitioner	7(1) 6(1) 4(1) 2(1) 2(1)	

### Staffing and recruitment

Figure 284 details staffing levels, contracts and vacancies at Out of School businesses.

Figure 284

Running your service	your staff	Totals	Yes	No
<b>No of individual staff currently work in the service</b>		24 (over 5 settings)	-	-
<b>No of staff working less than 16 hrs per week</b>		20 (over 5 settings)		
<b>No of staff that have left the service in last 12 months</b>		4 (over 3 settings)		
<b>No of childcare or play posts currently vacant</b>		2 (over 1 settings)		
<b>No of childcare or play hours per week these vacancies equate to</b>		24 (over 1 settings)		

<b>No of staff currently employed on zero hour contracts</b>	0		
<b>Do you have difficulty in offering your staff 16 hour or more contracts?</b>	-	4	1
<b>Do you undertake Workforce Planning?</b>	-	3	2
<b>If you undertake Workforce Planning, how many additional staff do you envisage needing in the next 24 months?</b>	2 (over 1 session)	-	-

### Welsh speaking staff

Figure 285 shows the number of Welsh speakers

Figure 285

Running your service your staff	Total number of staff
How many staff are fluent in Welsh?	7 (over 1 setting)
How many staff can speak a fair amount of Welsh?	5 (over 1 setting)
How many staff can speak little or no Welsh?	12 (over 3 settings)

## Overview of additional training completed, per childcare types

### ALN Training

Torfaen Early Years team deliver a number of training for all providers in Torfaen. Figure 286 shows the total number of sessions delivered for ALN training to childcare providers from 2019 – 2022. Impact of Covid 19 resulted in many sessions being delivered online via teams. The following data was supplied by Torfaen Early Years Team and reported by Family Information Service.

Figure 286 Summary of ALN training delivered and numbers attended since 2019 - 2022

Module	Real life sessions	Virtual sessions:	Total sessions	Number of staff trained
<b>Module 1-ALNET Act Awareness</b>	Conference-2 sessions 3 sessions	7	10 + 2 conference session	142
<b>Module 2-Code of Practice/Role of ALNCo</b>	To be delivered summer term 2022			
<b>Module 3 Part 1- Introduction to Person Centred Practice.</b>	8	10	18	226
<b>Module 3 Part 2- PCP Meetings and reviews.</b>	11	9	20	243
<b>Module 4- SMART targets.</b>	8	8	16	209
<b>Module 5-Creating an Inclusive Setting</b>	9	5	14 (2 sessions booked for delivery in Feb 22)	184
<b>Module 6-Working With Other Professionals</b>	8	4	12 (3 sessions booked for delivery in March 22)	154
<b>Module 7-Working with Parents</b>	0	13	13 (3 sessions booked for delivery in March 22)	118

Figure 286 shows that;

- 49 real life sessions were delivered for ALN Modules 1 – 7
- 101 virtual sessions were delivered for ALN Modules 1 – 7

ALN training - Childminders

Figure 289 shows the number of registered Childminders who have attended some ALN training and are booked to attend future training

Figure 289

Modules were delivered virtually through EYDCP Spring term 2021 , Autumn term 2021 and currently running Spring 22							
Total number of childminders attended Module 1	Total number of childminders attended Module 2	Total number of childminders attended Module 3 part 1	Total number of childminders attended Module 3 part 2	Total number of childminders attended Module 4	Total number of childminders attended Module 5	Total number of childminders attended Module 6	Total number of childminders attended Module 7
6		13	11	12	12	6	10

A total of 13 registered Childminders attended ALN training through Spring Term 2021, Autumn Term 2021. Further training is programmed for Spring 2022.

### ALN training - Flying Start settings

Figure 290 shows the number of Flying Start settings who attended ALN training from Spring term 2021.

Figure 290

Modules were delivered virtually through EYDCP Spring term 2021 , Autumn term 2021 and currently running Spring 22								
Childcare providers	Total number attended Module 1	Total number attended Module 2	Total number attended Module 3 part 1	Total number attended Module 3 part 2	Total number attended Module 4	Total number attended Module 5	Total number attended Module 6	Total number attended Module 7
Childminders	-		-	-	-	-	-	-
Day Nursery	3		3	3	3	3	3	3
Playgroup / Meithrin	11		11	11	11	11	11	11

A total of 14 Flying Start settings ( 3 Day Nurseries, 10 Playgroups and 1 Cylch Meithrin) attended ALN training through Spring Term 2021, Autumn Term 2021. Further training is programmed for Spring 2022.

### ALN training - Non Maintained settings

Figure 291 shows the number of Non-Maintained settings who attended ALN training from Spring term 2021.

Figure 291

Childcare providers	Total number attended Module 1	Total number attended Module 2	Total number attended Module 3	Total number attended Module 4	Total number attended Module 5	Total number attended Module 6	Total number attended Module 7
Day Nursery	7		11	10	11	9	9
Playgroup / Meithrin	4		4	4	4	3	1

A total of 15 non maintained settings (11 Day Nurseries, 3 playgroups and 1 Cylch Meithrin) attended ALN training through Spring Term 2021, Autumn Term 2021. Further training is programmed for Spring 2022.

ALN training - Non funded settings

Figure 292 shows the number of non funded settings who attended ALN training from Spring term 2021.

Figure 292

Childcare providers	Total number attended Module 1	Total number attended Module 2	Total number attended Module 3 part	Total number attended Module 4	Total number attended Module 5	Total number attended Module 6	Total number attended Module 7
Day Nursery	-		2	2	2	-	1
Playgroup / Meithrin	2		5	4	4	6	5
After School Club	-		1	1	1	-	-

A total of 10 non funded settings (2 Day Nurseries, 2 Cylch Meithrin, 5 Playgroups and 1 After School club) attended ALN training through Spring Term 2021, Autumn Term 2021. Further training is programmed for Spring 2022.

Environmental Scales training - ITERS

In a response to requests from Flying Start childcare providers attending ALN training in 2021, the following training was trialled to all settings during Autumn term 2021. Sessions were delivered three times each day-a morning session, an afternoon session and an evening session so providers an opportunity to access. Figure 293 shows the summarized data of childcare providers who attending the training.



Figure 293 childcare providers attending ITERS training 2021/2022

Training Completed	Childminder	Day Nursery	Playgroup / Cylch Meithrin	Total number of staff attended
Introduction to ITERS 3	1	6	4	30
ITERS item 1-Indoor Space	1	6	4	24
ITERS item 2-Furnishings	1	4	6	30
ITERS item 3-room arrangement	1	4	7	23
ITERS item 4- display for children	1	6	6	13
ITERS item 5- meals and snacks	1	4	4	21
ITERS item 6- diapering and toileting	1	4	4	22
ITERS item 7- Health practices ITERS item 8- safety practices	1	5	3	21
Foundation Phase Profile	3	8	7	29
ITERS item 9- Talking with Children	-	6	8	44
ITERS item 10-encouraging vocabulary development	-	4	6	26
ITERS item 11- responding to children's communication	1	6	7	39
Session 1 Child development	3	5	3	24
ITERS item 12- encouraging children to communicate	Due to be delivered in February 2022			
ITERS item 13-staff use of books with children				

### Non mandatory training

From April 2021 – March 2022 a variety of training sessions were offered to childcare providers through Workforce Development. Training was offered through a combination online training, webinars and face to face.

Figure 294 shows the number of training sessions delivered and the total number of staff attended per childcare settings.

Figure 294

Training Course	Full Day Care	Sessional Day Care	Childminder
Children's Rights Training	8	2	0
Designated Safeguarding Person Training	3	3	0
Early Years ACE Awareness Part 1	25	5	0
Early Years ACE Awareness Part 2	22	4	0
Solihull Approach Training	8	4	0
ELKLAN	20	12	0
PREVENT Duty Risk Assessment Training	6	4	0
Tendering Training	25	8	0
Wellbeing Session	14	7	1
Child Development	4	1	0
ERIC Training	7	3	0
WellComm Training	10	2	0
Early Years Family Links Training	8	3	0
Attachment Training	3	4	1
<b>totals</b>	<b>163</b>	<b>62</b>	<b>2</b>

A total of 163 childcare staff based at full day care settings, 62 at sessional childcare settings and 2 childminders attended training.

Figure 295 also shows the number of staff that have attended the below RRRS training.

Figure 295

Training Course	Whole Setting	Individual Staff member
Children in Wales Attachment Training	0	26
Forest Schools Leader Training	0	12
Cooking Together Sessions	15	0
Physical Literacy/Sports Development Session Training	14	0
ABC Does Online Training	7	0
Jenny Mosley Wellbeing Seminar	14	0
Kathy Brodie Assessment & Planning Training	0	24
Little Magic Train	15	0

## **18. Results of Consultation with Stakeholders (as outlined in section 2)**

Torfaen Family Information Service and the Childcare Team consulted with a number of stakeholders where appropriate in accordance of schedule 2 of the Statutory Guidance submitted by Welsh Government.

The Childcare Act 2006 (Local Authority Assessment) (Wales) Regulations 2016, Regulations 6 and 7 prescribe the persons who local authorities could consider consulting with and the persons they must consult in preparing the assessment, including persons representing those with an interest in childcare.

The following analysis presents the findings conducted by Torfaen Family Information Service and the Childcare Team.

## 18.1 Consultation with Schools

Torfaen County Borough Council consulted with schools to identify concerns and gaps within childcare that might impact their school in a positive or negative stance. More specifically Torfaen County Borough consulted with schools to identify local knowledge of childcare and investigate the potential of developing new childcare provisions.

### Methodology

A total of 34 schools were sent an electronic questionnaire developed by Torfaen Family Information Service (Appendix 2) during September 2021. A reminder email was further sent prior to the closing date.

In total, respondents from 15 schools participated (increase in 67% from the 2017 CSA), all questionnaires were returned via email. Each survey was referenced, quantitative responses were inputted into a spreadsheet and tables were produced (Appendix). Qualitative responses were analysed and recorded (Appendix). Figure 296 shows the geographical distribution of school responses

Respondents were separated and categorized as;

- 10 Primary Schools (Age range 3/4 – 11 years)
- 2 Welsh Medium Primary Schools (Age range 3/4 – 11 years)
- 2 Comprehensive ( Age range 11 - 16 years)

Figure 296 Geographical distribution of school responses.

Area LSOA	Primary	Comprehensive	Welsh Medium Primary	Welsh Medium Comprehensive
Abersychan 1	-	-	1	-
Brynwern	1	-	-	-
Coed Eva	1	-	-	-
Croesyceiliog North	1	-	-	-
Croesyceiliog South	-	1	-	-
Fairwater 1	-	1	-	-
Fairwater 2	1	-	-	-

Fairwater 3	1	-	-	-
Llantarnam 3	1	-	-	-
Panteg 4	-	-	1	-
Pontnewydd 2	1	-	-	-
Pontnewydd 3	1	-	-	-
Pontnewynydd	1	-	-	-
St.Cadocs and Penygarn	1	-	-	-
Trevethin 2	-	-	-	1
Totals	10	2	2	1

All primary school respondents have 1 or more childcare provisions operating within their school site. The majority of these are free breakfast initiative (73%) and nursery wraparound childcare 47%.

Coed Eva is identified as the area with the most childcare provision situated on site, whilst Llantarnam 3 and Pontnewynydd are identified with the lowest. There are no childcare provisions located on the comprehensive school sites who replied to the survey. However, future developments in 2022 will see access to preschool and out of school aged childcare being located in Trevethin 2. Ongoing developments will also see an increase in childcare provision located in Panteg 4. These will be reported in the annual CSA update 2023.

A third of schools with childcare located on site have rental agreements in place, with the majority of these being renewed on an annual basis. Those that do not either offer accommodation rent free or will have service level agreements in place soon.

73% of the schools who responded to the survey believe it is beneficial to have childcare located within their school site, suggesting opportunities for the school to increase pupil numbers and help working parents.

Reasons for not requiring childcare on site was due to age ranges of pupils and no demand.

Suggestions for potential childcare expansion in Fairwater 1 was identified and an interest to propose an afterschool provision in Fairwater 3.

Llantarnam 3 reports for a demand of after school provision in the past, but sustainability has affected the longevity of the club.

Abersychan 1 and Fairwater 2 do not have any available space to offer any further childcare provision.

80% of schools who responded are aware of local childcare provision within their area, and identifying childminders as the most recognisable childcare provision used outside of school, followed by local day nurseries. However, one school acknowledged they were unsure of other childcare provision in the area. It could be considered that this is due to current childcare services in place and meeting parental demands for the area (Pontnewydd 2). Comprehensive schools reported no childcare providers collecting from their schools.

Only 21% of schools who responded to the survey believe there is sufficient childcare available locally to meet the needs of families who attend their school (Coed Eva, Croesyceiliog South, and Pontnewydd 2) whilst 43% of schools reported that they were unsure if there was sufficient childcare available.

36% of schools believe there isn't sufficient childcare available locally to cater for the needs of the families that attend their schools and identified issues such as;

- Lack of Welsh medium childminders (Abersychan 1)
- No Welsh-medium provision available during the holidays (Abersychan 1)
- Only one nursery that offers before and after school provision with drops offs and pick-ups. This is why we wanted to start an after-school provision based on our school site (Fairwater 3).

Since the last assessment 73% of schools who responded to the survey have been approached by parents about childcare (38% increase since 2017). Information requested is predominantly for after school clubs and wrap provisions. Only 27% of respondents revealed that families do not approach them with regards to childcare.

Figure 297 shows the availability of space to create a new childcare provision within the school grounds

Figure 297 Availability of future childcare provision on site

Area LSOA	Yes	No	Don't know
Abersychan 1		1	
Brynwern		1	
Coed Eva		1	
Croesyceiliog North		1	
Croesyceiliog South		1	
Fairwater 1			1
Fairwater 2		1	
Fairwater 3	1		
Llantarnam 3	1		
Panteg 4	1		
Pontnewydd 2	1		
Pontnewydd 3	1		
Pontnewynydd	1		
St.Cadocs and Penygarn		1	
Trevethin 2			1
Totals	6	7	2

40% of schools who responded identified that they had adequate space to potentially create a new childcare provision, suggesting that existing space could be used for afterschool clubs.



One school identified external space on site that could be rented for afterschool provision (Llantarnam 3)

One school identified that a Flying Start provision is not used after school. A 'Community Hub' was also identified during school hours (currently restricted by COVID guidelines) which could be used for after school provision (Pontnewydd 3).

47% of schools who responded do not have available space to potentially create a new childcare provision, however one school reported if space wasn't limited, they would welcome the opportunity (Aberyschan1)

If space was available, 47% of schools who responded would consider accommodating a childcare provider and proposing this could be beneficial to the school (Llantarnam 3 and Fairwater 3).

Schools were consulted over the affordability of childcare and the likelihood of families taking up childcare if it was offered. Responses were summarised as follows;

- Many parents request provision / more provision. The provisions that are currently available are affordable (Abersychan 1)
- [There is a mixture] Lots of working families that can afford childcare. There are some families whose children could benefit from using childcare but cannot afford it (Coed Eva)
- There are 400 children here and all will have childcare arrangements. [We are unsure of childminder charges for collecting children at our school, many grandparents provide childcare for free] (Croesyceiliog North)
- A majority of our students walk home on their own or with siblings. Not sure that any form of childcare is needed (Croesyceiliog South)
- Yes, Working families (Fairwater 2)
- Previous demand did indicate a need. I think parents at [our school] would welcome an after school on-site childcare provision. (Fairwater 3)
- After school provision has always proved very popular with the parents of the school (not currently on site) (Llantarnam 3)
- There are a number of low-income families at the school. It would be a good idea if charges for childcare were 'means tested'. (Panteg 4)

- We have had requests for Flying Start Placements – we are not in a Flying Start area but would welcome the opportunity. (Pontnewydd 2)
- Working parents are likely to take up the offer, but as the area is one of deprivation many families are likely to make their own arrangements. (Pontnewydd 3)
- It is possible that provision would not be used (Penygarn & St.Cadocs)

Responses may indicate that there is a capacity to accommodate childcare on some school sites, with the demand indicating afterschool provision. Demand for services could be determined through the analysis of the Parent Carer Survey and further consideration from the childcare team would need to be examined to ascertain whether sustainable childcare could be viable.

#### The Childcare Offer for Wales and Covid-19

Since the last assessment the Childcare Offer for Wales was implemented in Torfaen during 2018. Many schools who have childcare on site, including providers who provide wraparound off site, deliver the Offer for eligible parents.

80% of the schools who responded to the survey are aware of the Offer, however responses differed, some schools responded that they actively promote the Offer and how it helps eligible working parents with childcare costs. A minority of schools reported that the Offer has potentially affected nursery numbers (Croesyceiliog North, Llantarnam 3 & Pontnewynydd) and this could be due to them not being able to provide wraparound on site. Improvement suggestions from one school was to extend the Offer to state nursery.

40% of schools believe that the Offer is benefiting working parents that attend their school, whilst 20% were unsure.

During the pandemic, a number of childcare settings closed their provision on school sites due to Welsh Government restrictions and schools were asked whether Covid-19 affected the ability to have childcare open on their school sites.

53% of schools who responded indicated that the pandemic had impacted the ability to have childcare on their school site.

Comments included;

- Has restricted operation – similar impact to school activity. Also, some staffing issues due to self-isolation / infection etc. (Brynwern)
- When we operated strict contact groups, there was no provision – this has opened up along with everything else (Croesyceiliog North)
- Breakfast Club and Extra Curricular Activities had stopped. But, they are now operating once again. (Panteg 4)

- The numbers for Breakfast Club have been reduced to a maximum of 30. Numbers in the 'Care club' was capped at 8 - due to the staffing of the Club it was not possible to split into two bubbles. (Aberyschan 1)
- We were in the process of setting up an after school childcare service on site when Covid-19 happened and the school closed (March 2020). It still hasn't been set up. Also our free Breakfast Club has run throughout the pandemic (when school fully opened in September 2020) however our early bird session is only re-opening after half term (Nov 2021) (Fairwater 3)
- Impact on after school childcare – no longer provided in Flying Start provision. (Pontnewydd 3 )
- Only during the first lockdown (Pontnewydd 2)

Despite comments suggesting that the pandemic had affected the ability for childcare to operate, only 27% of schools anticipate that this will continue to be a problem. Comments included;

- It is unknown. There may be less need because more parents work from home. However, it may be more 'sporadic' due to people working a hybrid system from home and office.
- Numbers are already returning close to pre-pandemic numbers
- We would like the on-site after school club to start running but we need to liaise with the provider
- Impact on after school childcare – no longer provided in Flying Start provision.

#### Strengths from consultation with schools

- 73% of the schools who responded to the survey believe it is beneficial to have childcare located within their school site, suggesting opportunities for the school to increase pupil numbers and help working parents.
- 80% of schools who responded are aware of local childcare
- Data indicates sufficient childcare in the Coed Eva and Pontnewydd 2 areas for school aged children
- Potential afterschool provision might be viable in Fairwater 3 and Llantarnam 3 if demand for services is identified through other consultations
- Childcare closure due to Covid-19 are improving
- Majority of schools who responded are aware of the Childcare Offer for Wales and believe its beneficial for working parents
- Unused Flying Start space could be utilised for afterschool provision if demand is proven (Pontnewydd 3)

### Weaknesses from consultation with schools

- Short term disruption to parents accessing childcare on school sites due to Covid-19
- Insufficient Welsh Medium Childminders in the North of the borough
- Insufficient Welsh Medium Holiday provision in the North of the borough
- Insufficient space on school site prevents childcare opportunities on site
- Data indicates that low-income families are less likely to use childcare due to costs

## **18.2 Consultation with Welsh Education Strategic Plan (WESP)**

Torfaen County Borough Council has sought to consult with members of the Welsh Education Strategic plan (WESP) to identify concerns and gaps within Welsh medium childcare. More specifically, Torfaen County Borough Council also seek to consider members views on the demand for Welsh medium childcare, the quality and accessibility of Welsh medium childcare, and the affordability of Welsh Medium childcare.

### Methodology

Members of WESP were sent copies of an online questionnaire (Annex 3) during September 2021. In total, 3 members participated. All responded by self-completion and returned via email.

Each survey was referenced, quantitative responses were inputted into a spreadsheet and tables were produced. Qualitative responses were analysed and recorded. All questionnaires were returned via email.

## Summary of combined results

Figure 298

Do you think there is sufficient Welsh Medium Childcare in Torfaen to meet the needs of;			
Working Parents	Yes	no	yes
Parents seeking work or training opportunities	Yes	no	no
Unemployed households	Yes	no	no
Low income families	Yes	no	no
Lone parents	Yes	no	no
Families From ethnic minority backgrounds	Yes	no	unsure
Families with children who have an additional learning needs or a disability	Yes	no	no
Welsh Medium speaking families	Yes	no	yes

## Comments

### Working Parents

There are a number of Cylchoedd Meithrin and Ti a Fi across the Borough. Some groups offer full time care including breakfast club and lunch club

Torfaen is in the process of developing a childcare setting at Ysgol Panteg and another on the site of Ysgol Gyfun Gwynllyw. Most of the Cylchoedd Meithrin are registered to receive funding from the foundation scheme (10 hours a week education funding) for children of 3 and 4 years

Every Cylch Meithrin and Ti a Fi is open to every family who has an interest in Welsh education.

Each non-maintained setting can also register for the 30 free hours a week scheme offered by Welsh Government. This means that it is possible for children from families with two parents who work to attend for 30 free hours a week.

Torfaen Council and Welsh Government need to ensure that EVERY family, whatever their background/situation receives early years education until they start in the reception class.

More places are needed across the county

#### Parents seeking work or training opportunities

EVERY parent can take advantage of the funding from the foundation scheme (funding for 10 hours a week) for each child of 3 and 4 years

The problem isn't the number of Groups / Settings offering Welsh medium education but rather the funding rules.

At the moment, unfortunately, parents who are students cannot benefit from the Welsh Government's 30 hours a week scheme. Is it possible to look at this?

#### Unemployed households

Most of the Cylchoedd Meithrin are registered to receive funding from the foundation scheme (10 hours a week education funding) for children of 3 and 4 years

Each non-maintained setting can also register to use the 30 free hours a week scheme offered by Welsh Government. This means that it is possible for children from families with two parents who work to attend for 30 free hours a week.

The problem isn't the number of Groups / Settings offering Welsh medium education but rather the funding rules associated with the 30 hour child care scheme.

At the moment, parents who don't work cannot take advantage of the 30 hour child care scheme.  
**THIS NEEDS TO BE CHANGED URGENTLY**

### Low income families

EVERY parent can take advantage of the foundation scheme (funding for 10 hours a week) for children of 3 and 4 years

It is not the salary scale which decides whether parents can take advantage of the Government's 30 hours a week scheme BUT the number of hours they work per week.

The problem isn't the number of Groups / Settings offering Welsh medium education but rather the funding rules.

I would like to see more providers of Flying Start across the country. I would like to see a Welsh setting in every area where there is an English setting.

### Lone parents

EVERY parent can take advantage of the foundation scheme (funding for 10 hours a week) for children of 3 and 4 years

It is not the salary scale which decides whether parents can take advantage of the Government's 30 hours a week scheme BUT the number of hours they work per week.

The problem isn't the number of Groups / Settings offering Welsh medium education but rather the funding rules.

### Families From ethnic minority backgrounds

Welsh Medium groups have an open door policy to welcome children from EVERY background. Recently, a marketing campaign was launched to reach out to families of ethnic minority backgrounds to educate them about the advantages of Welsh medium pre-school education in the community.

### Families with children who have an additional learning need or a disability



We have an open door policy and is keen to welcome any child. Every Cylch Meithrin has comprehensive policies which help them to welcome children with additional needs and disabilities to the groups if they want to take advantage of Welsh medium pre-school education. Training is also offered to members of staff.

### Welsh Medium speaking families

This is the strength of the Cylchoedd Meithrin and Ti a Fi. They welcome EVERY family which shows an interest in Welsh medium education BUT is especially pleased to have the support of families where one or both parents speak Welsh. By now, former pupils of Welsh medium schools in the Torfaen area are beginning to raise their own families and are choosing to attend Welsh medium groups. This proves that the system is working. Without the Cylchoedd Meithrin Torfaen would not have 3 successful Welsh primary schools.

Mudiad Meithrin is facing challenges in trying to employ staff who speak Welsh. There needs to be cooperation with Ysgol Gyfun Gwynllyw to ensure that pupils on childcare courses are aware that it is possible to have a career in the non-maintained sector and not just the statutory sector.

WESP members were asked to report on improvement suggestions for Welsh medium childcare in Torfaen. Improvement suggestions included flexible, affordable and childcare available at different times such as before 7am, between 7am – 8am and 4pm – 6pm. Childcare located closer to home and closer to child's school. Cylch Meithrin was the only improvement suggestions for accessing different types of childcare. No improvement suggestions identified to Welsh medium childcare that meets a child's additional learning needs or disability.

Comments - I don't think there is anything wrong with the wide range of childcare available to families in Torfaen. Cylchoedd Meithrin ARE flexible in terms of opening hours, they are located in the Community often close to public transport, they offer pre-school childcare of quality and they work very closely with families.

WESP members have some concerns regarding the current and future childcare market. Concerns were raised with regards for local childcare, specifically in relation to accessing Welsh Medium Flying Start settings. It was reported that some families would need to travel to attend Flying Start Welsh Medium settings, despite there being an English setting local to them. Other concerns identified the need for the Local Authority to consult with non-maintained settings when expanding Welsh Medium education and expansion of Welsh Medium childcare places on school-based sites.

Access to Welsh Medium childcare was further identified as a concern raised by families while accessing a Flying Start placement. In addition to this, WESP members further reported that families have raised concerns about finding information about Welsh Medium non-maintained settings and not accessing this information at the same time as statutory settings when contacting the council. Indicating that a lack in fairness between choosing English and Welsh Medium education. It is also considered that the Family information Service website is not easy to use, despite there being a dedicated page for Welsh Medium on the main site. The Family Information Service also provides all Welsh medium non-maintained settings when a family requests information on all education settings.

Covid Impact – It is reassuring that WESP members reported that Covid-19 has not raised concerns from families when accessing Welsh Medium childcare. It was considered that families were very appreciative when settings were permitted to re-open and have been happy with all the adjustments the setting have had to implement to keep everyone safe. It was reported that the support from families has been incredible.

Childcare Offer for Wales- All WESP members who responded to the survey know about the Childcare Offer for Wales, with over 60% agreeing that the Offer has enabled working families to access Welsh Medium childcare. Members also reported that some Cylchoedd Meithrin offer full day care so parents can access the whole 30 hours funding at one setting, therefore they should be informed of all Welsh medium non-maintained settings to help aid decisions.

### Strengths

- Supply of Welsh medium childcare places may be sufficient
- No negative impact from Covid-19 on Welsh Medium childcare settings
- Knowledge and understanding of the Childcare Offer for Wales in Welsh Medium settings

### Weaknesses

- Lack of Welsh Medium local Flying Start provision
- Access to all Welsh Medium information is considered insufficient
- Equal promotion of both English and Welsh Medium childcare settings not being met across the Local Authority

### 18.3 Consultation with Employers

Torfaen County Borough Council has sought to consult with employers to identify concerns and gaps within childcare that might impact their organisation in a positive or negative stance. More specifically, Torfaen County Borough Council seek to consider employers views on the demand for childcare, the quality and accessibility of childcare, and the affordability of childcare.

Torfaen County Borough Council also sought to identify employee based benefits such as flexible working arrangements and the use of childcare related benefits such as Childcare Vouchers and Working Tax Credits. The analyses below was collated and reported by Torfaen Family Information Service.

#### Methodology

Torfaen County Borough Council's Economy, Enterprise and Environment Team were consulted via email to contact employers within Torfaen through their business network. Local Childcare providers were also contacted via email and a social media campaign was delivered through both the corporate and Family Information Service social media channels during early November 2021.

An online survey was created by Public Services Support Unit (PSSU) and distributed via by the Economy, Enterprise and Environment Team. Additional questionnaires were also sent to members within Torfaen County Borough Councils Employability Team and Business Wales (Appendix 4).

Further promotion of the employers questionnaire was published bilingually online at

<https://www.southwalesbusiness.co.uk/en/Welcome-Zone/News/2021/October/Are-you-an-employer-in-Torfaen-Please-complete-the-20212022-Childcare-Sufficiency-Assessment.aspx>

<https://www.southwalesbusiness.co.uk/cy/Welcome-Zone/News/2021/October/Are-you-an-employer-in-Torfaen-Please-complete-the-20212022-Childcare-Sufficiency-Assessment.aspx>

In total, respondents from 7 organisations participated. All responded by self-completion online. Responses were separated into size categories. Organisation size was identified by on the number of employees within the business. These consisted of;

Small sized organisations (employing 20 and below employees)

Medium sized organisations (employing 21 – 50 employees)

Large sized organisations (employing 50+ employees)

Each survey was referenced, quantitative responses were inputted into a spreadsheet and tables were produced by size and Geographical area. Qualitative responses were analysed and recorded.

Responses were further recorded and analysed to highlight employers in the Private Sector Public, Sector and Third Sector. 7 Employers who participated in the survey were from the Private Sector (2 small, 1 medium and 1 large sized organisations), 3 from the Third Sector (2 small and 1 large sized organisations). No responses were received from the Public Sector.

### Geographical distribution

Geographical distribution amongst the employer's consultation revealed that all small businesses (4) were located equally within the Cwmbran (Llantarnam 3 and Upper Cwmbran 1) and Pontypool area (Pontypool and Abersychan). The largest business that took part in the survey was also located within the Cwmbran area (Pontnewydd 1). 1 medium business who took part in the survey was within the Blaenavon area (Blaenavon 3).

Figure 299 shows the number of employers who responded to the survey by LSOA geographical areas

Figure 299

Organisation Size	LSOA	Type of Organisation
large	Pontnewydd 1	Private
small	Llantarnam 3	Private
medium	Blaenavon 3	Third Sector
medium	New Inn 4	Private
small	Upper Cwmbran 1	Private
small	Pontypool	Third Sector
small	Abersychan 5	Third Sector

All employers who responded to the survey report that over 50% of the staff they employ live within Torfaen. Higher percentages of employees living in Torfaen (between 81-100%) are working in the New Inn 4 (medium, private employers), Blaenavon 3 (third sector, medium employer), Pontypool (small, third sector), Upper Cwmbran 1 (small, private) and Abersychan 5 (small, third sector) areas.

All employers who responded to the survey offer a number of flexible working arrangements for employees.

The main flexible working arrangements are offered by all employers;

- Part time hours (100%)
- Term time /school hours (57%)
- Temporarily reduced hours (43%)
- Phased return to work (29%)
- Job-share (29%)

Figure 300 shows the number of flexible working arrangements per sector, organisation size and LSOA area

Organisation Size	LSOA	Q7: Do you offer any of the following flexible working arrangements
Large	Pontnewydd 1	"Part-time", "Phased return to work", "Temporarily reduced hours"
Small	Llantarnam 3	"Part-time", "Flexi-time", "Temporarily reduced hours"
Medium	Blaenavon 3	"Part-time", "Annualised working", "Compressed working", "Job-share", "Term-time/school hours"
Medium	New Inn 4	"Part-time", "Job-share"
Small	Upper Cwmbran 1	"Part-time", "Term-time/school hours"
Small	Pontypool	"Part-time", "Phased return to work", "Other", "Voluntary reduced working time",

		"Term-time/school hours" ,"Career break", "Temporarily reduced hours"
Small	Abersychan 5	"Part-time", "Term-time/school hours"

### Covid Impact

86% of employers who responded to the survey reported that they have not experienced a change in the way employees access flexible working arrangements.

Only one smaller employer experienced changes in the way employees accessed flexible working arrangements. This was due to the business re-opening during June 2020 but at reduced hours. Staff reduced their working week and received a pay reduction to 80%. Normal hours resumed at the end of October 2020 and staff increased their salaries back to 100%.

During the pandemic the Government introduced the Coronavirus Job Retention Scheme (CJRS). The scheme allowed employees to receive 80% of their current salary for hours not worked, up to a maximum of £2,500. The scheme was extended from October 2020 to March 2021.

All employers who responded to the survey accessed the furlough scheme for their employees. The number of employees accessing the Furlough scheme was higher in Blaenavon 3 area (medium third sector) and Llantarnam 3 (small private sector). Only 21-40% of employees in a large private employer in the Pontnewydd 1 accessed the scheme.

### Recruitment and Retention

71% of employers who responded to the survey have experienced difficulty in retaining or attracting new employees. These were mainly in Large (private sector in Pontnewydd1), Medium (private sector in New Inn 4) and Small businesses (third sector in Blaenavon and private sector in Llantarnam 3).

43% of employers agree that overall childcare has been a big factor in preventing employees taking-up employment or continuing to work in the organisation (Medium private sector in New Inn 4, small third sector in Blaenavon and small private sector in Llantarnam 3). In addition to this 71% agree that during the pandemic that childcare has been a big factor within their businesses. Childcare has not been problematic to employers working in the Abersychan 5 (small private) area.

All employers reported on their experiences with childcare and how it impacts retaining or employing staff. Responses were summarised below;

- Some members of staff including me had to work from home when the childcare didn't access school/childcare
- Many Nurseries closed because of the Pandemic last year & many staff left the sector
- The cost of childcare, even with staff discount it is unrealistic for some people to work, especially where there are siblings. Staff often want school hours only which we are not able to accommodate for everyone
- Staff find it exceptionally hard to cover the 13 weeks holiday and our sector is a 10 hour day so are often unable to use before and after school provision. Extended family are more reluctant to support because of the risks the pandemic has brought to their health.
- Staff arrive to work just in time as they have to take own children to school
- We are extremely fortunate to employ 4 members of staff who work up to 27 hours a week. All are long time serving staff and have no childcare responsibilities, they are all healthy and dependable and at present none of them have any intention of leaving. We have 2 supply staff who can come in if needed. We may need to start planning to advertise for and recruit new staff as the Leader may retire within the next 10 years.

57% of employers who responded to the survey believe that there is sufficient childcare provisions within Torfaen to meet the requirements of their employees. However nearly a 3<sup>rd</sup> of employers believe there is not enough childcare in Torfaen to meet the needs of their employees.

Main improvement suggestions to childcare to improve recruitment and retention of staff from employers who responded to the survey includes;

- More affordable childcare (86%)
- Available at different times (43%)
- Childcare that is better at meeting child's additional needs or disability (43%)
- Access to different type of childcare (14%)

No improvement suggestions were identified for childcare located in a different area, better quality provision, and more Welsh language / bilingual childcare.

Childcare that is required at different times includes;

- Between 7-8am (67%)
- Before 7am (33%)
- Between 4-6pm (33%)
- After 6pm (33%)

Access to different types of childcare have also identified the use for Before and After school clubs. No other childcare type was selected.

Improvement suggestions have not been summarised in terms of location as it cannot be assumed that the need for childcare is within the business location. Despite employers reporting that the majority of their employees live within Torfaen, this does not necessarily mean the demand is located where they attend employment.

43% of employers have experienced some problems with employees not continuing employment following maternity / paternity leave. These distributed across all sectors and sizes across the whole of the Torfaen area (Blaenavon 3, New Inn 4 and Llantarnam 3). Over a half of the remaining employers have never or have rarely experienced problems.

### Concerns for the future

All employers were asked if they have any concerns for the current or future childcare market, responses have been summarised below;

- If Childcare Offer for Wales payment to Nurseries is not increased in line with minimum wage increases then many nurseries will stop offering the 30 hours scheme.
- Sustainability concerns for the future
- We are struggling to recruit qualified staff who have up to date knowledge of the sector. Staff struggle to work full time and find working part time gives more work life balance.
- It is getting harder to keep our fees at an affordable level for the parents.



- As a Welsh medium childcare provider, we are aware that there is a huge problem when trying to appoint Welsh speaking staff. There is no point in expanding Welsh-medium provision if there is no suitably qualified Welsh-speaking staff available. A campaign is needed to encourage Welsh-medium school pupils to consider a career in childcare. I would be happy to show groups around our Nursery and answer their questions before they decide on their post-16 courses.

### Childcare related benefits for employees

Only one employer does not currently offer any childcare related benefit for its employees.

The main types of childcare related benefits offered to employees include;

- Information about childcare provision (in the Llantarnam 3, Blaenavon 3, New Inn 4 and Upper Cwmbran 1 areas)
- Information about Tax Credits (in the Llantarnam 3, Blaenavon 3, New Inn 4 and Pontypool areas)
- On site nursery (in the Llantarnam 3, Blaenavon 3, New Inn 4 and Pontypool areas)
- Childcare vouchers (in the Llantarnam 3, New Inn 4 and Pontypool areas)

Employers also reported that they have provided the following benefits in the past, but no longer do

- On site creche
- On site holiday playscheme
- Financial assistance towards childcare
- On site after school club

Despite childcare related benefits being identified by many employees the take up remains relatively low or medium and with only one employer reporting a high take up of childcare vouchers, information about childcare provision and tax credits in the New Inn 4 area.

### Childcare Offer for Wales

86% of employers who responded to the survey know about the Childcare Offer for Wales and believe the Offer has helped unemployed families of 3-4 year olds gain or increase their employment.

Comments included the reduced pressure on grandparents to provide care, and despite the Offer helping working parents, one employer is not sure if unemployed families have found work because they cannot take advantage of it initially. It is also suggested that families who choose not to work spend time with their children, thus not requiring the childcare.

All employers were asked whether they had any further comments about childcare or how Torfaen can improve childcare. Only one employer responded to this question which has been summarised below;

- The need to increase the amount of funding paid to Nurseries in line with the annual pay increase for staff. Nurseries are paying 6.5% more in staff costs per annum but the amount they receive from Local authorities is not increasing proportionately.

### Weaknesses

- Low response rate. The information supplied cannot be considered a true reflection for all employers within Torfaen and should be treated as not statistically significant.
- 86% of businesses are aware of childcare services, therefore knowledge about the sector and childcare related benefits cannot be deemed as statistically significant for responses of all employers in Torfaen.

## 18.4 Consultation with Employability Teams

### Methodology

Torfaen County Borough Council consulted with Jobcentre Plus, Torfaen Employability Teams and Communities for Work Plus to identify any childcare barriers with those seeking employment.

All were sent electronic questions (Annex 5) and the majority of responses were returned via Work Coaches. Despite multiple attempts, Torfaen County Borough Council were unable to obtain an overall response from JCP, a response was returned via the Partnership team. A total of 7 responses were received, therefore this cannot be confirmed as statically significant on the views of all employability teams in Torfaen. The following analysis was collated and reported by Torfaen Family Information Service

### Summary of consultation with Jobcentre Plus, Torfaen Employability Team and Communities for Work Plus

Do you think there is sufficient childcare in Torfaen to meet the needs of;

Working parents Yes 1 (14%)                      No 2 (29%)                      Unsure 4 (57%)

57% of employability teams who responded to the survey were unsure if there is sufficient childcare in Torfaen, and the following comments were collated;

- When I have supported participants into work, I have been able to find sufficient childcare.
- I recently struggled to find a child minder or any childcare provision in the surrounding area to Cwmffroed School. There are limited child minders or childcare providers that support mother's who have to work weekends/ evenings and there is definitely a huge gap in the market for unsociable hours for mother's that have to work shifts. Unsure if this will ever be resolved or what the policy is for children sleeping at childminder's properties though
- There are good nursery placements and funding available but a need for childminders and wraparound support for school based nurseries – or unsociable hours.
- I have had mixed information from participants regarding this, most say its unaffordable and others are very specific in the childcare they trust and believe is the best around for their children.
- There seems to be plenty for those working school or office hours but for those who would like to go into Care Jobs – there is no provision that starts early enough.

- Childcare for early mornings, evenings and weekends lacking

Parents seeking work or training opportunities Yes 2 (29%) No 2 (29%) Unsure 3 (43%)

- When I have supported participants into work, I have been able to find sufficient childcare.
- As above, sometimes ad hoc provision is difficult to find as childminders/providers already have their capacity and unable to support with half a day's training or just two days of support.
- There are good nursery placements and funding available but a need for childminders and wraparound support for school based nurseries – or unsociable hours.
- I am basing this from prior to lockdown and covid-19 and Torfaen Employability team at times have struggled at times to find a nursery placement for one or several random days childcare for the participant to be able to access the training. The childcare provider is sometimes fully booked and unable to provide a short term placement for a child. Again, some parents are specific in location due to transport as well as trusting few childcare providers.
- For those on training, there is support. Again for those who need to work more unsociable hours, childcare provision can be an issue
- Often childcare providers do not feel able to consider short term childcare placements due to the impact on their ratios

Unemployed households Yes 3 (43%) No 1 (14%) Unsure 3 (43%)

- I would imagine unemployed households would not require any childcare as parents would be on hand to look after their child themselves as they have the capacity and time to do so.
- There are good nursery placements and funding available but a need for childminders and wraparound support for school based nurseries – or unsociable hours.
- Yes I believe that the current provision for 2years and up is enough
- Large upfront childcare costs can prevent unemployed parents accessing childcare

Low Income Families Yes 2 (29%) No 2 (29%) Unsure 3 (43%)

- The childcare funding to support people into employment seems a bit harsh with expecting families to find the first month's cost upfront. It doesn't seem realistic or feasible and it deters families on low incomes entering employment as they are on the backfoot straight away and sometimes sees the first initial payment threatening and a amount to getting into debt
- There are good nursery placements and funding available but a need for childminders and wraparound support for school based nurseries – or unsociable hours.
- For those on low income there is provision and support with costs
- Large upfront childcare costs can prevent unemployed parents accessing childcare

Lone parents Yes 2 (29%) No 2 (29%) Unsure 3 (43)

- As stated in both comment boxes above the same issues are apparent.
- Good childcare offer for lone parents as well as working couples – but again the childminder options limited
- It depends on the situation of the parent and whether they are able to afford this, the reason why they are a lone parent- may have needed support from women's aid- in this instance then sometimes childcare isn't an option.
- Large upfront childcare costs can prevent unemployed parents accessing childcare

Families from ethnic minority backgrounds Yes 1 (14%) No 1 (14%) Unsure 5 (71)

- I haven't yet supported families from ethnic minority backgrounds who need support with childcare due to the demographic – I support those in the North of the Borough.
- I have never had to support an ethnic minority family/child.
- As stated in both comment boxes above the same issues are apparent.
- I have not come across any issues with this myself
- Large upfront childcare costs can prevent unemployed parents accessing childcare

Families with children who have a special educational needs or disability. Yes 1 (14%) No 1 (14%)  
Unsure 5 (71%)

- I haven't yet supported families with children who have additional learning needs or a disability who need childcare support.

- I have not supported a child with ALD or a disability.
- Trust comes into this and also whether the child will settle within the childcare. I have had a few parents who have stated this to be their biggest barrier to find someone who is able to manage their child's needs. Parent Guilt can come into this as well about leaving their child with a stranger who doesn't fully know their child's needs and whether their child would get the same standard of care as they have with the parent.
- I am only aware of Crown Bridge and Fairwater comprehensive and I am unsure if this provision is enough for Torfaen
- this can often be difficult to source

Welsh Medium Yes 3 (43%)

No

Unsure 4(57%)

- I haven't yet supported Welsh Medium families who have childcare needs.
- As above.
- Good choice in Torfaen
- Unsure as I have never supported any Welsh medium families.
- This has increased over the last few years but my daughter was unable to start at the easter term due to not enough nursery provision available. I am unsure if this has improved

### Childcare Offer for Wales

All employability teams who responded to the survey are aware of the Childcare Offer for Wales. One member also highlighted that they had received training about the Offer from the Department for Work and Pensions.

86% of all respondents believe that the Offer has helped unemployed families with 3 – 4 year olds gain employment. Comments include;

- Yes, I have had experience of supporting participants who have benefitted from the Childcare Offer for Wales who have children in that age bracket.
- However, I have evidenced one lone parent who went into work and there was an issue where the employer did not complete the paperwork correctly or within the right time frame and the mother was then owing an outstanding balance of £500.00 when she was totally unaware of this and thought the support was in place. Also, again the issue of the first month payment can be an issue.

- I have supported 2 unemployed lone parents to start work and apply for the childcare offer
- It has provided families with the break needed to access employment opportunities. However, in my current role I have met with a few families who use this as a break from daily busy parent life.
- The ten day turn around on confirming eligibility following the application can cause issues when a parent starts work.

### Tax Free Childcare

Employability Teams were divided on their knowledge of Tax-Free Childcare as 43% know about the scheme and 43% don't. Comments included;

- No I was not aware of Tax Free Childcare. I have Googled it and will set aside some time to learn and become familiar with it.
- Just used Google to read up on this one, as must have forgotten about this, so just brought it to my attention. Thanks
- I know about childcare vouchers schemes but not anything else
- I learned about this through my work. I am unsure if there is enough info regarding this for unemployed people.

### Barriers accessing childcare

All employability teams were asked what they consider to be the main barriers in accessing childcare in Torfaen. Main reasons include;

- The parents that I come across are not sure how to access the Child Care Offer. Also, they sometimes say that they don't yet feel comfortable in leaving their child.
- Limitations of childcare providers in local areas, childcare providers not providing a more accessible route as not always picking up from certain Schools, children being outside of their remit. The upfront payment is a massive issue. Flexibility of hours, there are not enough childminders that support weekends, evenings, early starts, bank holidays etc
- Lack of childminders
- People being able to afford the upfront cost, and Job Centres not being forthcoming with regards to utilising FSF. It's too time-consuming.
- Cost, availability, and trust.

- For those who are unemployed, the main barrier is paying upfront before you start work and waiting to be reimbursed. I believe this puts a lot of people off and they prefer to wait until the kids start school. There is not enough info for them about the additional support available through projects.
- Upfront childcare costs, anxiety over leaving children

### Covid 19 impact

Employability teams were asked if parents raised any concerns when accessing childcare/work during the ongoing pandemic. Responses are summarised below:

- Some people are still concerned about the risk of contracting Covid.
- If a child is unable to access childcare due to illness, the parent struggling to get time off work to care for the child.
- Childcare was a huge issue during the pandemic for everyone. Lots of people had to stop work as they had to stay home with kids. Very few were eligible for the frontline worker's provision.
- The ability to sustain a job role if child/ren cannot attend childcare provision due to C19 symptoms is an issue

### Availability, range, and improvement suggestions for childcare

Figure 301 details how employability teams who responded to the survey rate childcare in Torfaen



Figure 301 rating of childcare provision in Torfaen from employability teams

	Very Poor	Poor	Satisfactory	Good	Excellent	Don't Know
Quality of Provision	-	-	-	(43%)	(43%)	(14%)
Range of Providers	-	(14%)	(14%)	(57%)	-	(14%)
Number of Places	-	-	(14%)	(29%)	(29%)	(29%)
Affordability	-	(29%)	(29%)	(29%)	-	(14%)
Flexibility of provision and sessions	(14%)	(14%)	(29%)	-	(14%)	(39%)
Suitability of opening times	(14%)	(14%)	(43%)	-	(29%)	-
Location and accessibility of childcare	(14%)	-	(14%)	(43%)	(29%)	(1%)
Bilingual/Welsh Provision	-	-	1 (14%)	-	1 (14%)	4 (57%)

\*Please note that low respondent levels cannot statistically confirm these are improvement suggestions for Torfaen

Reassuringly 86% of employability teams believe the quality of childcare in Torfaen is either good or excellent. Other higher rated qualities in Torfaen include:

- Range of providers
- Location and Accessibility of childcare
- Number of places available

Improvement indications for childcare include:

- Affordable childcare
- Flexibility of provision and sessions
- Suitability of opening times

What, if any, improvements can be made to Childcare within Torfaen?

- An easier transaction between the paperwork being submitted to Blaenau Gwent (for the Childcare Offer for Wales) and acknowledgement of paperwork with confirmation and a period where the client is informed when a decision would be made or having a timeframe/ deadline. This is sometimes an issue when people submit the funding application and families have stated they struggle making contact or knowing if the process is in hand. Unsure, on what can be done overall with improving childcare apart from providing shift hours, weekends, bank holidays and overnight stays. Increasing the number of childcare providers/ childminders too.
- Childminders
- Making childcare more affordable for all.
- Provision made available to those who want to work in Care. Early starts and late finishes.
- More provision that offers flexible childcare for shift workers and workers whose hours fluctuate

Accessing the Family information Service

Employability teams were asked if they use the Family Information Service to access childcare options for their clients. Comments include;

- Always, this is a valued resource and staff are amazing and extremely helpful, when struggling to find a suitable child minder and/or provision staff are always on hand to contact childminders and send out emails or support.
- Always very helpful and prompt
- I have done a few times in the past, but no real need to now.
- I readily use FIS – I usually provide your contact number for the participant to call and discuss this further as they have a lot of questions to discuss about their current childcare needs.
- They have been very helpful in my experience
- All work coaches are made aware of the FIS services in supporting their customers to access suitable local childcare

## **18.5 Consultation with Umbrella Organisations**

This report presents an analysis of the findings from the consultation with National Childcare Umbrella Organisations based within Torfaen.

Torfaen County Borough Council has sought to consult with national umbrella organisations members to gather the views and experiences of key stakeholders on childcare and on how childcare may be improved in Torfaen. More specifically, for Torfaen County Borough Council to seek umbrella organisations views on childcare, the quality and accessibility of childcare, and the affordability of childcare.

### **Methodology:**

Five national childcare umbrella organisations were consulted with via email during November 2021 these included;

- Early Years Wales (formerly known as Wales Pre-school Playgroup Association WPPA)
- Pacey Cymru
- Clybiau Plant Cymru Kids' Clubs (CPCKC)
- National Day Nurseries Association (NDNA)
- Mudiad Meithrin (MM)

Each umbrella organisation was sent an electronic questionnaire (Annex 6) on behalf of the Early Years Team.

Torfaen County Borough Council drew upon Umbrella Organisations currently working in partnership with the Council. Some stakeholders work across and beyond the authority and some felt limited in what they could contribute, therefore some responses yielded more information than others. The following analysis is based on 5 Umbrella organisation responses, this was collated and reported by the Family Information Service.

### **Consultation Results - Childcare market**

Umbrella organisations were asked to rate the current childcare market with respect to a number of areas including quality of provision, range of provision, number of places, affordability, flexibility, opening times, location and Bilingual/Welsh provision.

Stakeholders were asked to describe their thoughts on the current childcare market. However, as they support specific childcare types many considered it inappropriate to comment as this does not fall within their specific remit of support. Therefore Figure 302 shows the summary ratings on opinions of the childcare market.

Figure 302 Ratings of childcare market

	Stakeholder 1	Stakeholder 2	Stakeholder 3	Stakeholder 4	Stakeholder 5	Totals
Quality of provision	Don't know	No comment	Don't know	Don't know	Don't know	80% Don't Know
Range of providers	Don't know	No comment	Don't know	Don't know	Don't know	80% Don't Know
Number of places	Don't know	Don't know	Poor	Don't know	Don't know	80% don't know 20% poor
Affordability	Don't know	Don't know	Don't know	Don't know	Don't know	100% Don't know
Flexibility of provision and session	Don't know	No comment	Don't know	Don't know	Don't know	80% don't know
Suitability of opening times	Don't know	No comment	Don't know	Don't know	Don't know	80% don't know
Location and accessibility of childcare	Don't know	No comment	Don't know	Don't know	Don't know	80% don't know
Bilingual/Welsh provision	Don't know	No comment	Don't know	Don't know	Don't know	80% don't know

Stakeholders were asked to describe their thoughts on the current childcare market. Comments have been summarised.

One respondent referred that CWLWM partners supporting other areas of childcare (e.g., early years provision and childminders) are better placed to comment on the sufficiency, quality and affordability of these types of childcare in Torfaen.

However, in terms of their knowledge of the out of school childcare facilities in Torfaen they reported that;

There is a need for registered, Welsh Medium childcare for school age children. Currently there are 4 Welsh Medium out of school settings in the county, with 2 of these registered and 2 unregistered. To support the Welsh Government Cymraeg 2050 goal (and families ability to choose childcare in the language of preference) highlighting an area that needs growth. It was suggested that having registered childcare based on school site can be a factor in parental choices (e.g. in choosing Welsh Medium education). Where there are new schools built, childcare for all ages (early years and school age) should be considered from the start in terms of building design and in fair and long-term rental agreements.

A recent survey that was conducted by one participant raised over sustainability of existing provision particularly as parents continue to work from home.

There is a need to explore whether there is a demand for childcare within schools that are currently not served by out of school childcare provision. Parents/carers may currently be using unregulated/informal childcare options if there is not registered childcare available.

We do not work directly with parents and do not gather the information requested above

One respondent reported that they do not have enough information to discuss the quality and affordability of all types of childcare available in Torfaen. We can note that due to the nature of our work the county does not have enough Welsh Medium provision. Our vision is that every child in Wales should have the opportunity to play, learn and grow through the Medium of Welsh. Therefore, wherever there are small children, then Mudiad Meithrin (and therefore Welsh) should also be present.

There is a need for more services through the medium of Welsh across the county including Flying Start settings to make the provision convenient for families to choose equally. Comments included

*Covid 19 and the protective measures taken by nurseries has resulted in a considerable lack of income for many nurseries and created uncertainty about the future. Many settings are facing sustainability issues which will have an impact on the future availability of childcare places.*

*Recruitment, especially of qualified staff, is a major problem for the sector. Increased staffing costs will, inevitable affect the affordability of childcare for parents.*

*There is concern that new settings opening on school sites could risk displacing existing childcare places at nurseries, this will ultimately lead to nurseries becoming unsustainable or a larger financial burden on families of younger/unfunded children.*

One respondent acknowledged that they do not have detailed local knowledge of the whole childcare market in Torfaen. However, they are concerned by the general decline in the number of childminders across Wales and have reported on this for the last five years. In Torfaen they believe there have been 7 de-registrations in the six months April – Sept 21. They are also concerned about the low number of new registrations, 0 during the same period.

From April 21, the umbrella organisation has been focusing on promotion of childminding as a career choice and childcare option for families to support sustainability, childminder numbers and availability of childcare choice for parents.

Specific improvement suggestions for how childcare could better meet these groups' needs.

### **Improvements for Working Families**

Need to ensure that there are sufficient, quality, registered childcare opportunities available for all ages (early years and preschool, and to wrap around the school day for older children) and in the language of choice (Welsh/English/bilingual – expanding Welsh medium in particular to reflect the 11% gap in provision noted by Arad) to meet the needs of working parents and children.

Extension of the age range that children can access funded childcare places (e.g. Childcare Offer for Wales) – childcare costs can contribute to the in-work poverty that some working families experience, and childcare needs are not restricted to the 3-4 age range. Tax-Free Childcare (which in itself needs better promotion to ensure those families who are eligible are using it) has a positive impact on affordability of childcare, but the remaining balance can still create financial pressure for working families and prevent parents/carers from increasing their working hours, or opportunities for career progression.

In the aftermath of Covid-19, it is also essential that the childcare provision that remains open is supported to continue offering services to local families, and that there is sufficient funding and support to prevent unnecessary raising of fees (which would

negatively impact families) – this includes retaining a community focused ethos when schools/community buildings/local authorities consider rental charges for childcare providers.

To continue enabling families to be economically active, there is a need to ensure that there is sufficient, affordable, quality childcare in every community that needs access. Every community is different, and a choice of childcare provision that reflects the variety in these communities supports community cohesion (service type, language type, management type).

The number of community-led, voluntary run Settings has diminished year on year, particularly impacting rural/disadvantaged areas (where there is already reduced childcare availability), leading to lower income/rural families being disproportionately affected in terms of ability to enter/remain/progress in employment (where privately managed provision replaces these settings, it will often require higher fees to cover costs).

Accessibility and cost of care during the school holidays in particular can be a challenge for working parents/carers.

Other initiatives and programs used as unregulated childcare such as sports camps, SHEP, Playworks Holiday Programme, can impact on the short-term viability and long-term sustainability of existing Care Inspectorate Wales (CIW) registered settings, particularly those offering holiday childcare, unless services collaborate when planning, and unless registered childcare is considered at a strategic level.

There is a need for more services through the medium of Welsh across the county including Flying Start settings.

There is a need for a Welsh-medium playgroup in each area to make the provision convenient for families to choose equally.

The Childcare Offer for Wales is great for families who work 16 hours but if a parent works less than 16 hours it is not possible to get the help. This is frustrating for parents who are in jobs where it is not possible to work 16 hours.

Ensuring there are sufficient places in full day care settings as these better meet their needs of working families and make sure there is effective communication of the Childcare Offer

One respondent reported that childminders can be well placed to provide quality, flexible childcare for families working atypical hours, shifts, or even provide overnight care. Childminders can care for children from birth up to the age of 14 (or 16 if children have additional learning needs), as well as providing out of school and holiday care, Childcare Offer and Flying Start provision - especially in areas where demand may exceed available places. This age range and types of services potentially offered can meet the needs of a whole families care. They also believe that Approved Nannies may be an option to support some working families as parents can still access Tax Free childcare.

## **Parents seeking work or training opportunities**

Exploration (by WG) of expansion of existing financial support schemes in terms of eligibility to include parents/carers seeking work. Also, exploration of expansion in age ranges of children able to access funded childcare (e.g. Childcare Offer) – childcare needs do not start and end within the 3-4 age range and the brevity of current support may limit employment opportunities for families. School age childcare costs can continue to be a barrier in parents/carers increasing working hours / progressing in careers / taking up employment.

Low income families will be able to get help to get free childcare if they do not live in the Flying Start area.

Providing financial support with childcare costs for an initial period when a parent starts employment.

One respondent reported that they are working in partnership with JCP, PaCE, Careers Wales and other agencies to create interest and increase recruitment to become a childminder, which not only provides wider childcare options for families in their local area but supports people back into work. They have also held a number of sessions for participants from Torfaen. These included;

- 1 Childcare Works learner information session was held in August 2021. 8 childcare students attended.
- 1 staff awareness session held for Communities for Work in October 2021 – 12 mentors attended

## **Unemployed households**

Ensuring effective communication of all financial support available, in particular around Flying Start

## **Low income families**

Lower paid workers often work atypical shift patterns, and so the lack of availability of registered childcare during these hours can perpetuate this. Work needs to be done to develop, sustain and promote childcare provision that offers atypical hours.

Supporting the development of registered childcare, and encouraging the registration of existing childcare, will also support low income families by ensuring they are able to benefit from financial support schemes (e.g. Tax Free Childcare / Childcare Offer) where eligible (with promotion needed about these support schemes too to ensure that families are aware of their availability)

Exploration of expansion of existing financial support schemes in terms of eligibility and age ranges to ensure that long-term impact can be made on as many families as possible (see additional notes below on this point). Some current schemes are dependent on



specific eligibility criteria (e.g. Flying Start which uses postcode as a proxy for eligibility) which therefore exclude some low income families who would benefit from access to such opportunities.

The Childcare Offer for Wales is great for families who work 16 hours but if a parent works less than 16 hours it is not possible to get the help. This is frustrating for parents who are in jobs where it is not possible to work 16 hours.

Ensuring families are kept fully informed about the types of childcare and the choices available to them and effective communication about financial support available.

Low income families be able to get help to get free childcare if they do not live in the Flying Start area.

One respondent believes that opportunities to access funding for Flying Start and Early Education for childminding settings should be further considered by the Local Authority if settings meet defined criteria. They believe that this would ensure parity of opportunities across the sector, support sustainability of childminding settings and consideration of parental choice. This could also support better outcomes for children through providing continuity of care that meets children's needs linked to well-being. They further understand the cost implications of using childminders to provide funded services but believes that the outcomes for children should be central to any decisions made.

### **Lone parents**

It is known that family life can be additionally challenging for single parent families, even prior to the Covid-19 pandemic. Lone parents are also likely to fall into the category of low income families.

In a recent survey conducted by one participant the following feedback was reported.

*'Working for the NHS as a single parent had meant a big change for our routine, I've had to take them with me wherever we've gone no matter how big the risk factors are.'*

*'School clubs not being open when schools went back has been a nightmare as a healthcare worker I have to start work early and it's been a stressful part of the last year sorting someone to have her for a hour til school opened at 8.50 being a single parent this*

*was very difficult it's mean certain members of my family have had to take holiday hours each week as it affected their work too .. where we weren't really meant to be mixing with other households too I had no choice'*

In the aftermath of Covid-19, it is essential that the childcare provision that remains open is supported to continue offering services to local families, and that there is sufficient funding and support to prevent unnecessary raising of fees (which would negatively impact families and lone parents alike).

One respondent reported that becoming a childminder is an opportunity to provide income and work, whilst meeting childcare needs for the family and others in their community. They are currently working in partnership with JCP, PaCE, Careers Wales and other agencies to increase recruitment to become a childminder. Their guide is available both in printed copy and online for promoting childminders as a childcare option that may not be familiar to lone parents, low income families and unemployed families.

### **Families from ethnic minority backgrounds**

One respondent reported It is essential that childcare settings are supported to understand and address the Race Equality Act, in terms of recruitment practices (ensuring that the workforce reflects the diversity of each community), marketing (ensuring that it is clear that the setting is welcoming to all families) and in terms of practice – where there is lower engagement of certain groups in usage of childcare, it is important that we establish why this is at a local and a national level, and work to address any barriers or perceived barriers, and to support settings to provide care that meets the needs of all groups within their communities.

Hopefully the LA CSAs will provide some useful information to reflect on, if these groups are able to be engaged within the research and data collection/focus groups.

There is a need for training for childcare and playwork practitioners to ensure they understand the challenges that can be faced and how they can best support all children within their care.

One participant reported that over the last 18 months, their umbrella organisation has been prominent in offering training in response to Welsh Government's Anti-racist Wales Action Plan. Recognising the significant impact early years practitioners make on children's perceptions and understanding of the world, Early Years Wales has hosted a suite of workshops to help us all understand the transition from non-racist to anti-racist, and to understand what we can all do in practice to contribute to an anti-racist Wales, as individuals, educators, childcare providers, and organisations.

It is important that there is clear communication for everyone to understand that everyone is welcome to attend cylchoedd meithrin which will ensure that the activities provide equal opportunities for all individuals whatever their gender, language or additional needs.

Ensure effective communication in different languages and across different communities.

One respondent welcomes the opportunity to promote the potential of becoming a childminder to families from ethnic minority backgrounds. Their guide is available both in printed copy and online for promoting childminders as a childcare option that may not be familiar to families from ethnic minority backgrounds.

### **Families with children who have additional learning needs or a disability**

Ensure that there is funding available and support to develop and sustain provision for children with complex needs, as well as funding and support to ensure that all childcare provision can be inclusive and accessible (e.g. funding for one to one support / additional training for staff).

Advertise widely that families understand that they have every opportunity to attend Welsh medium provision.

Ensuring families are kept fully informed about their choices. A full understanding and training in the new ALN systems and its requirements on providers.

One participant reported that they do not work directly with families but provide support to settings to implement the new Act and Code

One respondent identified that they welcome the ALN system in Wales, which includes provision for children below school age and all childcare providers to access early information, advice and guidance through the Local Authority Early Years ALN team. They would welcome the opportunity to find out more about how this transition period is progressing locally for childminders. In addition, they also believe that Approved Nannies may be an option to support working families in particular for those families with children with disabilities, as they would be caring for children in their own home, and parents can still access the Tax-Free element and employer childcare vouchers. This could ensure parity of opportunities across the sector and consideration of parental choice. This could also support better outcomes for children through providing continuity of care that meets children's needs linked to well-being. One respondent believes that the outcomes for children should be central to any decisions made, and they would

welcome the opportunity to work in partnership with the Local Authority to discuss potential models of working with nannies to meet the needs of children and their families.

### **Welsh Medium families**

One respondent identified that their umbrella organisation works with all members to ensure the Welsh language is embedded into everyday practice within the setting. Their website also hosts resources and downloadable tools designed to support staff to implement the Welsh language within their setting.

One respondent reported that effective communication is needed to promote Welsh medium settings in the area and the benefits of using Welsh medium childcare.

It was reported by one respondent that they continue to promote the Active Offer and developing the Welsh language in childminder settings through the Camau scheme with the National Centre for Learning Welsh, and through their range of resources and individual support from our Welsh Language Co-ordinator. Further information is published on their website for providers.

### **Covid impact**

Stakeholders were asked whether they were aware of any problems experienced by childcare providers with the following during the pandemic. Figure 303 shows the summarised responses by all 4 stakeholders

**Figure 303**

Covid impact	Yes, a lot	Yes, a little	No	Don't Know	Totals
Number of children attending settings	<input checked="" type="checkbox"/> 2	<input type="checkbox"/> 2	<input type="checkbox"/>	<input type="checkbox"/> 1	25% Yes a lot, 50% Yes a little, 25% Don't know
Financial security of the business	<input checked="" type="checkbox"/> 4	<input type="checkbox"/> 2	<input type="checkbox"/>	<input type="checkbox"/>	100% Yes a lot
Wellbeing of staff	<input type="checkbox"/> 3	<input checked="" type="checkbox"/> 2	<input type="checkbox"/>	<input type="checkbox"/>	50% Yes a lot, 50% Yes a little
Retention of workforce	<input checked="" type="checkbox"/> 4	<input type="checkbox"/> 1	<input type="checkbox"/>	<input type="checkbox"/>	100% Yes a lot
Recruitment of workforce	<input checked="" type="checkbox"/> 5	<input type="checkbox"/>	<input type="checkbox"/>	<input type="checkbox"/>	100% Yes a lot
Operation of services	<input type="checkbox"/>	<input checked="" type="checkbox"/> 4	<input type="checkbox"/> 1	<input type="checkbox"/>	75% Yes a little, 25% No
Communication with families	<input type="checkbox"/>	<input type="checkbox"/>	<input checked="" type="checkbox"/> 3	<input type="checkbox"/> 2	75% No 25% don't know

Communication with the Local Authority	<input type="checkbox"/>	<input type="checkbox"/> 1	<input type="checkbox"/> 1	<input checked="" type="checkbox"/> 3	25% Yes a little, 25% no, 50% don't know
Communication with Welsh Government	<input type="checkbox"/>	<input type="checkbox"/>	<input type="checkbox"/> 2	<input checked="" type="checkbox"/> 3	50% No 50% Don't know
Ongoing costs associated with Covid-19	<input type="checkbox"/> 3	<input checked="" type="checkbox"/> 1	<input type="checkbox"/>	<input type="checkbox"/> 1	75% Yes a lot, 25% Yes a little

Further comments from respondents included:

- Retention and recruitment of staff has been a particular issue across Wales with many leaving the sector for better paying jobs, students have been unable to complete their training, and this has also had an impact on the availability of trained staff
- It has been difficult for everyone but we see the effect on numbers in the meithrin groups from not being able to meet parents at sessions such as Ti a Fi and giving families information about meithrin groups and Welsh-medium education.
- Information on the county's website and Flying Start documents needs to be updated to make it clear that every child has access to childcare through the medium of Welsh. Explain What a Cylch Meithrin is.
- There is a huge problem in recruiting staff who are competent and proficient in the Welsh language. A campaign is needed to attract more people into the sector.
- On respondent reported that during a recent study there is a need for specific information, advice and guidance for childminders from Welsh Government.

- In a recent study 78% childminders in Torfaen responded that information, advice and guidance relevant/specific to their LA area was valuable
- One respondent reported that while they do not have specific evidence or knowledge that the pandemic has impacted the communication with families, they have developed a Parental Agreement template to support communication with families, and have examples of how well childminders adapted to communicate effectively
- One respondent acknowledged that whilst they had no detailed knowledge about the wellbeing of staff, they were aware of many childminders being anxious and having concerns throughout the pandemic on a range of issues
- 56% of childminders in a recent study reported that they were confident they will be viable for 12 months or more
- 76% of Childminders indicated in a recent study that they are quieter than previous
- One respondent reported that it had been acknowledged that further grants and financial support had been made available to the sector in recognition of the ongoing financial impact of Covid-19.
- Recognition was given by one respondent to the Welsh Government, Local Authorities, and partners in seeking to understand and respond to the needs of the sector and work in partnership in order to provide clear guidance, information, resources and financial support for the sector. It was highlighted that Torfaen established grant panel with partners which facilitated a partnership approach to local grant support including the small capital grants to benefit the sector. One respondent welcomed the opportunity to continue to work in partnership.
- One respondent identified that it has been a challenging time for the childcare and early years sector which is likely to have impacted on their wellbeing. General enquiries and concerns raised have included; financial and sustainability concerns, keeping up to date and meeting current/new guidance. Other general enquiries and concerns raised by childminders have been around protecting themselves, their family and household members, as well as the families they work with from the virus. To support childminders one stakeholder established a monthly childminder forum by webinar in order to facilitate peer support and seek to address isolation. 'I matter too' training from holistic steps to support childminders with the opportunity to focus on their own wellbeing was also offered.

## Concerns for the future

Figure 304 shows the summary of responses to stakeholders who have concerns for the childcare market in the next 18 months. These include:

Figure 304

	Yes, a lot	Yes, a little	No	Don't Know	Totals
Number of children attending settings	<input checked="" type="checkbox"/> 1	<input type="checkbox"/> 1	<input type="checkbox"/>	<input type="checkbox"/> 3	20% Yes A lot, 20% Yes a little, 60% Don't Know
Financial security of the business	<input checked="" type="checkbox"/> 3	<input type="checkbox"/> 1	<input type="checkbox"/>	<input type="checkbox"/> 1	60% Yes a lot, 20% Yes a little 20% Don't know
Wellbeing of staff	<input checked="" type="checkbox"/> 3	<input type="checkbox"/> 1	<input type="checkbox"/>	<input type="checkbox"/> 1	60% Yes a lot, 22% Yes a little, 20% Don't know



Retention of workforce	<input checked="" type="checkbox"/> 5	<input type="checkbox"/>	<input type="checkbox"/>	<input type="checkbox"/>	100% Yes a lot
Recruitment of workforce	<input checked="" type="checkbox"/> 5	<input type="checkbox"/>	<input type="checkbox"/>	<input type="checkbox"/>	100% Yes a lot
Operation of services	<input type="checkbox"/>	<input checked="" type="checkbox"/> 2	<input type="checkbox"/> 1	<input type="checkbox"/> 1	40% Yes a little, 20% No 20% don't know 20% no comment
Communication with families	<input type="checkbox"/> 1	<input type="checkbox"/>	<input checked="" type="checkbox"/> 2	<input type="checkbox"/> 2	20% Yes a little, 40% No, 40% Don't know
Communication with the Local Authority	<input type="checkbox"/>	<input type="checkbox"/>	<input checked="" type="checkbox"/> 3	<input type="checkbox"/> 2	60% No, 40% Don't Know
Communication with Welsh Government	<input type="checkbox"/>	<input type="checkbox"/>	<input checked="" type="checkbox"/> 3	<input type="checkbox"/> 2	60% No, 40% Don't Know
Ongoing costs associated with Covid-19	<input type="checkbox"/>	<input checked="" type="checkbox"/> 3	<input type="checkbox"/>	<input type="checkbox"/> 2	60% Yes a little, 40% Don't know

## Further comments.

- Retention and recruitment of suitably qualified staff is the biggest challenge currently, with the potential to lead to closures, reduced occupancy or de-registration.
- One respondent identified that working from home is massively impacting school age childcare provision and this may be the case for the foreseeable. It was considered that clear messaging around the benefits of continuing to use childcare even when WFH is required in terms of outcomes for children and the value of quality play experiences.
- Well being of staff has been an increasing issue and there is a need to support managers and give them the skills they need to support their staff as well as a need for their own needs to be addressed.
- There is a lot of confusion around the level of cleaning and the use of fogging machines, air purifiers steamers, hand washing etc. although the guidance hasn't changed there needs to be a reminder of good practise and some additional training in this area would be good.
- With the costs of running a setting increasing all the time it is difficult to see how the sector is going to survive these costs without passing them on to parents. Childcare Offer and Flying Start require a fee increase per head.
- Campaign needed to attract staff to the sector.
- One respondent acknowledged that they did not have the detailed local knowledge of the whole childcare market in Torfaen but more recently general enquiries from childminders across Wales have included concerns in relation to the sustainability of their setting should a case arise in the household meaning that they would need to close their setting. The concerns raised have include the immediate financial impact, as well as how this would affect the families they work with, and their perception of the reliability of their service. It was also reported that rising fuel costs and the need for ventilation during winter months are adding to the financial pressures on the sector.
- To further support childminder recruitment, in line with funding from Welsh Government for the period October 2021 – March 2022 on respondent reported that they were able to offer a package of subsidised pre-registration training and support for prospective childminders, nannies and childminder assistants in Wales.
- Long term funding which is accessible across all of Wales is needed to support the recruitment of childminders, increase numbers and meet sufficient demand.

## Childcare Offer for Wales

Figure 305 shows the summary of responses from stakeholders who were asked if the Childcare Offer has impacted childcare services in the following areas;

Figure 305

Childcare Offer for Wales	Increased	No change	Decreased	Don't Know	Totals
Number of children attending	<input checked="" type="checkbox"/> 3	<input type="checkbox"/>	<input type="checkbox"/>	<input type="checkbox"/> 2	60% increased 40% Don't Know
Quality of provision	<input checked="" type="checkbox"/> 3	<input type="checkbox"/> 1	<input type="checkbox"/>	<input type="checkbox"/> 1	60% Increased, 20% No Change  20% Don't know
Financial sustainability	<input checked="" type="checkbox"/> 3	<input type="checkbox"/>	<input type="checkbox"/>	<input type="checkbox"/> 1	60% increased 20% Don't Know  20% no comment
Number of registered	<input type="checkbox"/> 2	<input type="checkbox"/>	<input type="checkbox"/>	<input checked="" type="checkbox"/> 3	40% increased

places offered					60% Don't Know
Number of staff in the workforce	<input type="checkbox"/> 2	<input type="checkbox"/>	<input type="checkbox"/>	<input checked="" type="checkbox"/> 3	40% increased 60% Don't Know

Figure 306

Do you think that the Offer helps working parents with 3 4 year olds to improve employment opportunities?			
Yes	No	Unsure	No comment
3			2

Figure 307 shows the number of umbrella organisations believe the Childcare Offer for Wales has helped unemployed families.

Figure 307

Do you think that the Offer helps unemployed families with 3 4 year olds gain employment?			
Yes	No	Unsure	No comment
2	1	2	

Further comments about the Offer;

- One participant reported that the Offer is beneficial to families who meet the criteria, however parents still require childcare prior to employment and after and so there is not always a long term impact.
- One respondent acknowledged that they do not have the detailed local knowledge of how the Childcare Offer has impacted childcare services in Torfaen, but generally across Wales they understand childminders to have welcomed the Childcare Offer and the opportunities it has provided to improve sustainability and secure income for the sector, as well as the opportunity to improve quality of settings through the small capital grants scheme.
- One respondent reported that the rate review of £4.50 per hour will be welcomed as this has been the same since 2017, whereas settings would normally have increased their fees during this time. There are also concerns about the current increase in the cost of living and inflation.
- For some the additional paperwork and being able to complete spreadsheets and submit electronically may have also been a challenge.

## 18.6 Consultation with Childcare Providers

This report presents the findings of the consultation with Childcare Providers distributed to all childcare providers in Torfaen County Borough.

### Methodology

A Childcare Provider questionnaire (Appendix 7) was designed by the Childcare Team to better understand provider's views of the local childcare market currently, the improvements that they would like to see, their plans for the future and the support that they might require. The questionnaire was sent to a total of 87 childcare providers who offer 130 different childcare provisions within Torfaen (please note that several childcare providers deliver multiple childcare provisions in Torfaen, and for the purposes of this report they were only sent one copy).

15 childcare providers responded to the childcare providers survey giving a response rate of 17%, in 2017 63 responses were received and at a response rate of 23%. In 2021 the distribution of responses are as follows:

4 (27%)	Childminder	6 (40%)	Day Nursery
5 (33%)	Playgroup/Cylch Meithrin	4 (27%)	Nursery Wraparound
0 (0%)	Crèche	1 (7%)	Before School Club
1 (7%)	Breakfast Club	2 (13%)	After School Club
3 (20%)	Holiday Club	0 (0%)	Closed access playscheme

Please note that the numbers above will not add up to 15 as respondents were asked to select all of the provision they provide, meaning one respondent could select multiple provisions. It was noted that most day nurseries and playgroups state they operate more than one type of provision, however all responses from childminders did not indicate the same even though most childminders in Torfaen offer multiple provisions.

Figure 308 shows that in comparison to the 2017 CSA there is a 33% decrease in providers describing themselves as 'English medium setting with some use of Welsh'. Data also suggests bilingual settings are less common due to a 13% increase in settings describing themselves as 'English medium' and a 17% increase in Welsh medium settings.

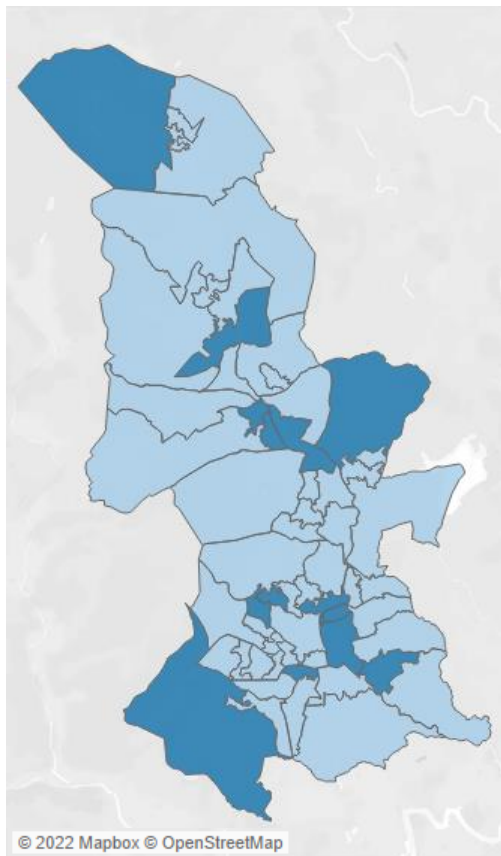
Figure 308 Language used in settings

Language	2021		2017		% Change 2021 V 2017
	#	%	#	%	
English with some use of Welsh	5	33%	42	67%	-33%
Welsh and English	1	7%	1	2%	5%
English	6	40%	17	27%	13%
Welsh	3	20%	2	3%	17%
Bilingual	0	0%	1	2%	-2%

68% of respondent childcare settings were from the private sector, 20% voluntary, 7% local authority and 7% didn't know.

Figure 309 shows the distribution of respondents in terms of Torfaen LSOA areas, where a respondent has supplied postcode details of the childcare setting.

Figure 309



Childcare respondents per LSOA area
Aberyschan 5
Blaenavon 3
Brynwern
Coed Eva
Fairwater 4
Llantarnam 3
Llanrafon South 1
New Inn 4
Pontnewydd 1
Pontnewydd 3
Pontypool
Two Locks 2
Upper Cwmbran 1
Upper Cwmbran 3
Wainfelin 1



Childcare providers ability to meet local demand for childcare places.

From the data, the majority of childcare providers can still meet local demand for specific age groups, in particular the 2, 3 and the 4 year olds, ranging from 73% - 86%, there is a 10% -18% decrease from the 2017 full CSA. However 40% of settings indicating they cannot meet demand for those aged less than 12 months, increase of 6.7%. 26% of settings indicated they could not meet demand for 2 year olds, with 13% of settings indicating they could not meet demand for 3 and 4 years.

There is a decrease in meeting local demand for the 5-7, 8–11 and 12-14 year olds, with an average of 20% indicating they can meet demand, decrease of 60%.

Just over a third of providers reported the age ranges were not applicable to them, with the 12-14 year olds being the highest – 80%, with 8-11 year olds – 53% and 5-7 years - 46%. The less than 12 months and 1 year olds reporting 33% respectively that the age range is not applicable to them.

## Questionnaire results

### Views on the local childcare market

#### Overall views on the local childcare market

The below section outlines the average rating given by all respondent childcare providers towards different aspects of the childcare market in Torfaen. Each aspect was rated on the following scale: very poor (1), fairly poor (2), satisfactory (3), fairly good (4) and very good (5).

Childcare provider respondents assigned the highest rating overall to 'Quality of provision', average score of 4.4 out of a possible 5.0, rating 'fairly good' which has remained the same, since 2017 CSA data.

The average rating for 'Range or choice of Provision' average score of 4.3 out of a possible 5 which scored between fairly good, which has increased by 0.8 since 2017 CSA.

'Location' was rated with an average score of 3.9 , an increase of 0.2 and 'Suitability' was rated with an average score of 3.8 was rated fairly good, an increase of 0.1 since 2017 CSA. 'Number of Places' with an average score of 3.7, an increase of 0.2 since 2017 CSA.

'Affordability' and 'Flexibility of provisions and sessions' was rated with an overall average score of 3.5 , rated as satisfactory, which has remained the same from 2017 CSA.

'Number of Places' and was rated as an overall average score of 4, fairly good.

The lowest overall average score was for 'Bilingual/ Welsh provision', which achieved an average score of 2.8 and has decreased since the 2017 CSA, although the majority of respondents (46%) to this specific question (7) indicated 'Bilingual/Welsh' provision to be between 'satisfactory' and 'fairly good' and 13% rating it as 'very good', increase of 7% from 2017 CSA. 13.3% rated Welsh medium provision as being very poor.

## **Views on meeting the childcare needs of specific groups**

Overall average ratings of current childcare market

The average ratings assigned by childcare providers in terms of how well the local childcare market is able to meet the needs of eight specific groups of parents/carers. \*Three additional groups have been added since 2017:

- Provision for low income families
- Provision for children with additional learning needs or a disability;
- Provision for working families;
- Provision for families seeking work or training opportunities;
- \*Provision for unemployed households;
- Provision for those who require bilingual/Welsh childcare;
- \*Provision for lone parents;
- \*Provision for families from an ethnic minority.

Provision for each group was rated on the following scale: very poor (1), fairly poor (2), satisfactory (3), fairly good (4) and good (5).

The majority of results showed an average rating of satisfactory:

'Provision for Working Families' was rated the highest at an average score of 3.9, an increase of 0.8 from the 2017 CSA.

'Provision for lone parents' was rated at an average score of 3.7, however cannot make a comparison as this is a new group.

'Provision for families seeking work or training opportunities' was rated at an average score of 3.5, an increase of 0.4 from the last CSA.

'Provision for low income families' and 'Provision for families from an ethnic minority' both had an average score of 3.4, increase of 0.1.

However, 'Provision for unemployed households average score was 2.7, again this was a new group and comparisons could not be made.

'Provision for those who require bilingual/Welsh childcare' was rated an average score of 2.6, fairly poor, a decrease of 0.2 from 2017.

Of those who responded to the specific groups, we received further comments:

### **Low Income Families**

- Funding-this is the main barrier
- Subsidised places from LA for social sessions
- More support for lower age groups 0 to 2 years for the Child Care Offer, and an extension of Flying Start areas
- Lower the age for 30 hours
- Consideration needs to be given to extending the Government's 30 Hour Childcare Plan to include ALL 3-4 year olds
- Parents on low incomes or parents who choose not to work for a while after having children should not be penalised

### **Summary of findings:**

Funding childcare for low working families, as well as extending the Childcare Offer to all 3 and 4 year olds. Lowering the age for Childcare Offer children groups to include 0-2's, as well as extending Flying Start areas. Not penalising families for choosing not to work.

### **Families with additional learning needs or a disability**

- The additional support their child needs and the cap on the number of hours this can be funded-really-10 hours for some families is only 1 full day, 10 hours in school holidays is only one full day! Also that if families access Tafarn Newydd, they lose the 5 ours of the 10. Lack of funding for the one to one support needed. It is all very well having a person on the end of the phone in an office for support-does not help when a child's needs takes out a staff member from the ratio. Settings are bearing the cost of this support and this is affecting
- Further training and easier to access 1-1 funding if needed, especially for under 3

- Increase funded available for children requiring 1:1 care
- Give more support to those nurseries willing to adapt to make ALN available
- Shouldn't all non-maintained groups offer an open door policy? [Our] Nursery School is committed to providing all children with unrestricted opportunities to access a variety of early year's experiences. We have also eliminated any practice that discriminates on the grounds of race, disability, gender, age, sexual orientation, pregnancy and maternity, religion or social status

### **Summary of findings:**

Increasing the number of hour's additional support can fund, both term and holiday times. Providing more one to one support, especially when ratios are affected. Provide further training to support staff, especially for those caring for under 3 year olds. Making sure all settings have an open door policy.

### **Working families**

- Sometimes working parents need shift times and weekend childcare. I know of no one who provides this
- Make sure the threshold for eligibility allows more families to access the childcare element of benefits Subsidise straight to the childcare setting for working families tax Take away the need for constant receipts etc. for Universal Credit and allow the setting to invoice them directly and not the family (means we will get the monies and families have less to worry about) Increase the flexibility of the childcare available though we have looked at the financial implications of this and it is not a sustainable option for us, for example weekends, earlier mornings and later evenings
- Sufficient with the help of universal credit claim back of 80% fees, but better if nurseries funded direct rather than from parent. New families struggle to fund upfront month cost
- Earlier access to the Child Care offer. Discounted support for more than one child
- Lower the age for 30 hours
- Working families can take advantage of the Childcare Plan and are therefore well placed. Most non-maintained groups that are open all day offer a Breakfast Club and a Lunch club

## **Summary of findings:**

Provide shift and weekend childcare. Allowing more families to access the childcare element of benefits. Working Tax subsidises should go straight to the childcare providers and to take away the evidence of receipts. Families struggle with initial month's upfront payment. Earlier access to the Childcare Offer.

## **Families seeking work or training opportunities**

- This type of care can often be ad hoc, or inconsistent making it difficult for providers to accommodate at short notice, or effectively plan their income. Some help for families here to commit to a place over a period of time would help with finding availability
- More funding that comes straight to the setting
- Sufficient with the help of universal credit claim back of 80% fees, but better if nurseries funded direct rather than from parent. New families struggle to fund upfront month cost
- There is good support available but possibly further outreach so more families know the support is available
- Use school spaces to provide crèche for children while parents receive training in empty school classrooms and Halls after 3.15
- Consideration needs to be given to extending the Government's 30 Hour Childcare Plan to include ALL 3-4 year olds. Parents looking for work or training opportunities or parents who choose not to work for a while after having children should not be penalised

## **Summary of findings:**

Support for families to commit to a place over a period of time, rather than ad hoc. Increase in funding and going straight to the provider. Provide further outreach. Use school spaces for children, whilst receive training in empty school classrooms after school. Extending the 30 hour childcare to include all 3 and 4 year olds.

## **Unemployed households**

- Funding to allow children to experience the setting without the needs to prove the family is vulnerable
- Subsidised places from LA for social sessions

- Extension of Flying Start age range. Funded access for younger children
- Consideration needs to be given to extending the Government's 30 Hour Childcare Plan to include ALL 3-4 year olds. Yes there are some unemployed families but it is important to remember that a parent has the right to opt out of working when the children are small because they want to be with them 24 hours a day. These should not be penalised

### **Summary of findings:**

Funding child care, without having to prove the family is vulnerable. Subsidise/fund childcare places for younger children and 3 and 4 year olds, as well as extending Flying Start age range. Not penalising parents if they choose to remain at home whilst their child is young

### **Those who require bilingual/Welsh medium childcare**

- I am one of two I know of who provides a bilingual service. My provision covers childcare for families who live out of the borough
- Lots available
- Lack of qualified quality staff and threat of Ysgol Panteg new development means no local providers are willing to invest
- Prominent advertising
- As with Welsh provide courses where childcare providers can learn basic other languages such as polish
- The Pontypool area has a wide range of Welsh medium childcare opportunities. High quality Welsh medium childcare is offered to those who can access the Flying Start scheme, many non-maintained groups offer high quality day care for 3-4 year olds and are registered with the scheme 30 hours. New plans are due to open at Ysgol Panteg and Ysgol Gyfun Gwynllyw. What is needed is for Torfaen Council to treat ALL of these providers fairly, ensuring that all parents receive full details of ALL Welsh-medium and non-maintained providers

### **Summary of findings:**

Lack of qualified staff, new childcare and therefore providers are not willing to invest. For the LA to treat new development providers fairly, ensuring all parents receive WM details.

## **Lone Parents**

- Cost is always going to factor into sustainability for lone families. Easy to always think of them as needing lots of financial support, where they might actually need support networks
- Sufficient with the help of universal credit claim back of 80% fees, but better if nurseries funded direct rather than from parent. New families struggle to fund upfront month cost
- Shouldn't all non-maintained Groups offer an open door policy? [Our] Nursery School is committed to providing all children with unrestricted opportunities to access a variety of early year's experiences. We have also eliminated any practice that discriminates on the grounds of race, disability, gender, age, sexual orientation, pregnancy and maternity, religion or social status

### **Summary of findings:**

Parents may also want support networks, as well as financial support. For Universal Credit to be paid directly to the nurseries

## **Families from an ethnic minority**

- Access to interpreters where needed without it being a "big deal" more multicultural training more funding for resources for setting having a staff member responsible for multicultural issues having a "go to " person at LA level that can support
- Should not affect but few BME children choose to attend and few in this locality. We have only 2 children across the whole nursery. Although welcomed and valued equally
- Shouldn't all non-maintained Groups offer an open door policy? [Our] Nursery School is committed to providing all children with unrestricted opportunities to access a variety of early years experiences. We have also eliminated any practice that discriminates on the grounds of race, disability, gender, age, sexual orientation, pregnancy and maternity, religion or social status

### **Summary of findings:**

More available interpreters and multicultural training. Having a named staff member responsible for multi-cultural issues, as well as a LA officer. Perhaps less children from ethnic minority families attend childcare.



## **Your view on the impact of Covid-19**

Due to the pandemic, the Local Authority asked provider's for their views on how Covid-19 has impacted on their business in terms of attendance, sustainability and workforce.

Each group was rated on the following score: no (1), yes a little (2) and yes a lot (3)

Of those respondents:

- The highest impact reported by providers reporting that the pandemic had impacted a little on their 'Financial situation of the business', 2.5 average score, closely followed by the 'Number of children attending their setting', average score of 2.4.
- 'Ongoing costs associated with Covid-19' was surprisingly rated lower as impacting a little on their service, average score of 2.2.
- 'Wellbeing of staff' and 'Operation of services' as being affected a little, average score of 2.1.
- 'Retention of the workforce', 'Recruitment', 'Communication with families', 'Communication with the LA' and 'Communication with WG' all fell into the no impact average score between 1.4 and 1.7.

Further to the questionnaire the Local Authority also asked providers to further comment on how the pandemic affected them as businesses:

- I have lost some families regarding opportunities of working from home etc.
- In the early days, we were getting information from our umbrella organisations much more rapidly than from the LA and I know it felt a little like there was no support. This was an "in the moment" situation. Whilst it is appreciated that there are more lines of communication that need to be gone through at LA level, I feel a childcare business officer could have been a nominated member of these organisations to receive the same info we were at the same time. We did get well-being calls and PPE support. It felt very much like being left on the front line to make our way, but we did and here we are. It is also very much appreciated that this was a new situation for all. The concerns around "double funding" and the way they were communicated did make us feel as though there were "people in the LA", who thought we were out to make a profit from the situation.
- Stressful, anxiety issues and managing staff during bubbles. Increased PPE/cleaning costs. Training although online difficult if staff are on training to maintain ratios with bubbles, management covering groups which has a knock on effect of

workload. Work/life balance zero, due to stress, not going out to protect nursery. Mental health of staff, especially those living away from parents.

- Staff wellbeing and anxiety needed more consideration. An acknowledgment of their commitment to continue the operation of the setting with little or no protection should have been acknowledged better. Managers and Leaders had to make decisions and carry the team's anxieties but had little direct support for themselves.
- The main thing about the pandemic is now while no one is testing and children are coming in with coughs and temperatures but given Calpol and we are having to explain why we have to send them home, they don't have to test then staff get Covid and lose money self-isolating.
- Back in June 2020 there was a delay in advertising the non-maintained providers from the date they could re-open and the term-ending dates for summer 2020. [Our] Nursery School lost a full week of funding because we advertised 'parents say we stay open for 5 weeks as per Kirsty Williams' announcement. The extra work due to the COVID rules added significantly to the workload of all staff. It MUST be remembered that non-maintained voluntary sector providers do not have the ability to employ cleaners. We do not have staff on hand to do paperwork during the day. This is done voluntarily in the evenings

### **Summary of findings:**

Umbrella organisations were on occasions informing settings quicker than the LA. Some lost families due to work. For some they felt they were left to make their own way during Covid. Increased costs for cleaning and PPE. Training was difficult to manage and still remain in ratios. Staff well-being was high on manager's minds. If children do not stay at home, staff could lose income if they contracted Covid.

### **Sustainability/Capital grants**

Providers were asked 'If you have received any sustainability/capital grants during the pandemic, have they been effective in improving'

- From the funding received 'Safety of provision' average score 2.5 was rated the highest followed by 'Quality of provision' average score 2.3 and 'Financial sustainability', average score of 2.2.
- Of those reporting no to the funding being effective in improving, 'Expanding provision', Staff well-being and 'Retention of employees were rated with an average score between 1.1 and 1.5.

Providers were asked to further comment:

- We appreciated the grants to be able to upgrade the premises to be more Covid secure, this in turn did support staff wellbeing
- Without them we would not be in the position we are in. They have been a lifeline and assisted us in providing the excellent service and site we offer.
- The Grants supported us in ensuring we had enough seating and play areas for us to attempt to social distance and work with bubbles of children in a more controlled environment without impacting the children.
- Staff live in fear of a positive test as they can't afford to take the time off.
- We are extremely grateful to Torfaen FIS for the financial support we have received over the past 18 months. I doubt that without this money, [Our] Nursery would still be open.

#### **Summary of findings:**

Of those who reported they were grateful of the grants – remaining open, supporting staff, upgrading premises/areas to be Covid safe.

#### **Providers were asked what their main concerns for the business in the next 18 months**

- 60.0% of settings reported 'Financial sustainability' and 'Wellbeing of staff' was the biggest concerns for their business over the next eighteen months.
- 46.7% felt 'Ongoing costs associated with Covid-19' was also of concern. Closely followed by 40.0% reporting 'Number of children attending' and 'Operation of services'.
- A third of respondents reported 'Recruitment of workforce' as being of concern.

## Views on the Childcare Offer for Wales

This is the first CSA in which providers have had the opportunity to inform us of the impact the Childcare Offer has had on them as childcare providers, as well as businesses.

- 'Number of children attending' and 'Financial sustainability' were reported as showing the biggest impact on businesses
- Providers rated 'Number of registered places offered' (80.0%) as having no change to their business, along with 'Number of staff in the workforce' was ranked (66.7%) as having no change.
- 'Quality of provision' showed (53.3%) as having an increased impact on their provision, although 46.7% reported it had had no change
- 'Number of staff in the workforce' showed no impact (66.7%).

### **Providers were asked if they thought the Offer helped working parents with 3-4 year olds to improve employment opportunities.**

93.3% said 'Yes', the Childcare Offer did help working parents improve their employment opportunities. There were 0 'No' responses and 6.7% were unsure.

### **Providers were asked if they thought that the Offer helped unemployed families with 3-4 year olds gain employment.**

53.3 thought it did help unemployed families, 6.7% said 'No' with 40% unsure.

### **Respondents were asked more on their views:**

- Through the pandemic I have found it difficult to talk to anyone at my local childcare offer team and resolve payment issues and queries.
- With the prices rise of wages in April-it will not cover the basic costs
- I have had a few children through the offer that parents have gone back to work due to the childcare offer aiding them with their childcare fees

- The Offer provides a great opportunity for working families to have a decent income without all their hard earning being spent of their Child Care requirements. I don't understand why the offer is limited in the 6 Week summer break, most working families receive an average of 4 weeks a year off but the summer break is for 6 Weeks. The benefit of the Offer is removed when parents need the extra support more and this puts a lot of pressure on families on what they can afford and the family support they have available to them during this period.
- In the long run yes but parents cannot get a job without the childcare and they cannot get the childcare without 3 months wages! Catch 22!!!
- The Childcare offer has definitely helped the working parents. I'm not sure how many parents who have been looking for work have been able to find a job because they can apply for the Childcare scheme. Some non-maintained providers may be affected by the proposal as new providers in the statutory sector are built without consulting us in the non-maintained sector. The non-maintained sector needs to be included in all discussions please and ALL providers offering 30 at the same level need to be advertised to offer a wide choice of parents
- Working Parents have welcomed the funding and it has meant that there is less likelihood of unpaid fees from parents now we are paid directly from Welsh Gov.

### **Summary of findings:**

Difficult to communicate with the CO team. The rate will not cover basic costs going forward. For some parents it has meant they can return to work. The six week holidays puts pressure on some families. For some families they need a job to receive the CO funding, however cannot afford the childcare before getting a job. Providers need to be treated equally to the maintained sector. Providers welcome the funding being paid directly to them.

### **Views on the Digital Platform that will replace the current Childcare Offer System.**

93.3% are aware of the new digital platform which will replace the current CO system, only 6.7% were not aware.

Providers were asked if they would require any more support with creating an account for this system, of which 33.3% said they would.

Further comments from the providers on the type of support they required:

- We don't know which system is going to be put in place, I deal with two different boroughs at the moment so I am going to embrace only having to complete one system

- Training for how will all work and my role in this
- making sure i am on correctly
- I have heard about the digital platform but not sure what I need to do!
- What you need is more time! I'm worried that the new system is going to require staff time to administer the work. We already volunteer our evening time to do endless administrative work. Hopefully this is not the case

### **Registration of the Tax Free Childcare**

73.3% of providers are registered for the Tax-Free Childcare scheme, with 23.7% being unsure. 0 response as to why you were not registered.

### **Your future plans**

100% were expecting to continue providing childcare for 5 years or more.

66.7% of respondents had plans over the next 18 months to increase fees, the highest response.

33.3% have plans over the next 18 months to improve provision for children with an additional learning need, closely followed by 53.3% had no plans but were interested.

73.3% had no plans over the next 18 months to expand the number of places, however 20% had no plans but were interested. This was the same data for those who had plans over the next 18 months to extend their opening hours and plans over the next 18 months to help better meet the needs of shift workers or those who work outside typical office hours.

46.7% have plans over the next 18 months to expand the number of Welsh medium places they offer or change the linguistic nature of support you are currently offering. However, 20% have plans are in place, with 33% no plans but were interested.

### **Providers provided further details of any plans they had for the future:**

- to expand my knowledge and understanding of the Welsh language
- I aim to continue as I am, offering vacancies when they are available to all people where feasible. Being a lone worker, it is not always feasible to offer places to shift workers when you already work 10 hours a day over five days a week. It is also not always feasible to offer places to those with additional needs when you work alone. The priority has to be meeting the needs of ALL children attending the setting.
- We need to work on our Welsh provision-especially having information and policies etc in Welsh
- return to 6pm closing after Covid is more settled, increase number of spaces for 3 year olds , due to increased space now we have renovated our old building. Can have up to 33 children across two large rooms, however need to business plan to see if financially viable with increased staffing costs and the need for playwork provision for afterschool club staff.
- To continue to develop our ALN support
- Looking into Welsh language training with Camau. Helo blod for free Welsh language translation service for leaflets etc.
- [Our] Nursery School intends to continue to provide high quality Welsh medium pre-school education in the community for many years to come. The number of children we can have is determined by CIW rules. We have not charged fees for over 4 years so we will be looking at increasing the sessional fee by £9 in conjunction with the Management Committee. At some point in the future it will be necessary to start discussing the need to find a new Leader for the Cylch. There are no plans to retire at this time but planning will need to begin for this to allow for a period of recreation and collaboration. Pontypool Nursery School expects Torfaen Council to continue to support them as a non-maintained Welsh-medium provider and ensure that the developments at Ysgol Panteg and Ysgol Gyfun Gwynllyw do not unduly affect our numbers.
- Due to another year where there is a big increase to the living wage then I will need to review fees
- It would be nice to expand the nursery but then I would require more staff. If money would allow then it is something we could consider in the future. We are also planning on increasing the daily top up fee.
- To fill up our afternoon sessions which have been very quiet since the pandemic

### **Summary of findings:**

To develop and increase Welsh language. To look at number of children attending and make a financial plan for increasing provision, especially for after school club and the required qualifications. For some to look at increasing fees, whilst for others to fill up empty places.

Providers were asked if they were interested in expanding into a different geographical area within Torfaen. 86.7% responded by saying they did not think they would expand, with 13.3% maybe considering it. 0 respondents gave any more details.

**In order to meet your plans for the future providers were asked what support they require.**

Welsh language support was reported by providers as needing a lot of support (33.3%).

Support to provide care to children with ALN was reported by providers needing a little support but was the top rated in this category 93.3%. Staff training was the second highest with a score of 80%. Business support/advice (60% and Inspection/registration support/advice (53%) were among the top four.

Working with the local authority and More involvement in local planning of childcare provision were rated as being 46%.



## 19 Consultation with Children and Young People

### 19.1 Consultation with Children and Young People within Laugh Learn and Get Active Camps.

#### Methodology

Torfaen Play Service carried out consultations with a total of 478 children and young people in 15 Laugh Learn and Get Active Camp, across the borough, on behalf of Torfaen Family Information Service during summer 2021. Figure 310 shows the distribution of settings as per LSOA area within Torfaen. The consultation was conducted as part of the Play Sufficiency Assessment 2022.

The children and young people were asked a series of questions as part of the Play Sufficiency Assessment to abstract their views about play in Torfaen. Family Information Service provided a range of questions for consideration and to be incorporated into the consultation.

For the purposes of this analysis only a few questions are appropriate for use of the CSA and will examine children's views on the type of provision they attend, improvement suggestions, and use of other provision. Please note the data supplied allows for little or limited analysis.

Figure 310 represents the number of children consulted across the areas

Figure 310. No of children consulted TCBC

Play Club	LSOA	No of children attending
Blenheim Road Community Primary Learn, Laugh and Get Active Camp	Fairwater (Torfaen) 2	77
Garnteg Community Primary Learn, Laugh and Get active Camp	Abersychan 2	78

Penygarn Community Primary Learn, Laugh and Get Active Camp	St. Cadocs and Penygarn	57
Croesyceiliog Learn, Laugh and Get Active Camp	Croesyceiliog North 2	32
Ysgol Panteg Learn, Laugh and Get Active Camp	Panteg 4	21
Coed Eva Learn, Laugh and Get Active Camp	Coed Eva	24
Nant Celyn Learn, Laugh and Get Active Camo	Coed Eva	22
Blaenavon Heritage School Learn, Laugh and Get Active Camp	Blaenavon 2	25
George Street Primary Learn Laugh and Get Active Camp	Brynwern	30
Woodlands Community Primary, Learn, Laugh and Get Active Camp	Upper Cwmbran 3	14
Henllys Church in Wales – Learn, Laugh and Get Active Camp	Fairwater (Torfaen) 3	19
St Davids Primary – Learn, Laugh and Get Active Camp	Pontnewydd 2	8
Llantarnam Community Primary – Learn, Laugh and Get Active Camp	Llantarnam 2	26

New inn Learn, Laugh and Get Active Camp	New Inn 2	35
Greenmeadow Learn, Laugh and Get Active Camp	Fairwater (Torfaen) 3	10

### Summary of the consultation with children and young people

Based on the responses from the children and young people who participated in the in the consultation, it was identified that:

- 83% of all children like attending the provision (highest response rates are provisions in the Abersychan 2, Fairwater 2 Penygarn and St Cadoc's areas
- Children enjoy arts and craft activities and sport games the most
- Improvement suggestions mainly included the need for additional resources, football session and group activities
- Children reported no use of alternative childcare provision during the school holidays
- Children reported no use of childcare outside of school

Consistent with the 2017 CSA it is apparent that the children and young people who participated in the consultation enjoy attending the active camps with their friends. Several references are made to socialisation and the enjoyment of shared activities.

## **19.2 Consultation with Children attending registered childcare provisions.**

### Methodology

The Participation Officer for children and young people carried out a consultation with a total of 20 children aged between 3 and 9 years old in two different registered childcare provisions, one in the North and one in the South of the borough. This work was carried out on behalf of Torfaen Family Information Service during December 2021. The settings consisted of one day nursery and one after school club. Restrictions from the pandemic affected the ability to carry out wider consultation due to staff absence, child absence or increased restrictions coming into effect.

Upon arrival at the provisions the Participation Officer was introduced to the children by the staff. She explained the purpose of her visit was to listen to them about what they liked about their provision and what they thought could be better.

Children were issued a go-pro recording device and asked to show us (through the use of the camera) the specific items and activities they enjoyed or disliked. The children were also given the opportunity to express their opinions verbally. This procedure was replicated at both settings

### Summary of the consultation with Children attending registered childcare provisions

Children who participated in the consultation revealed a number of positive activities they enjoyed while attending childcare. Preferred activities as identified by the children and young people at all settings included.

- Playing outside: tag and hide and seek were very popular, as were physical play items such as slides, steppingstones and climbing frames. Dens, bikes and pushchairs were also very popular.
- Many children also told us they enjoyed lights and decorations such as windmills and streamers in their outdoor space
- Puzzles were very popular
- Lego was a top play activity
- Children at both settings enjoyed arts and craft activities and wanted more of this
- They liked playing dress up
- Reading was very popular at both settings and children happily showed off the reading corners and variety of books (which were themed to the time of year)

- In one provision a cooking activity was taking place during the visit and most of the children in attendance were engaged in this
- The older children told us they enjoyed playing card games like Uno where they can challenge their friends
- Many children told us they liked the staff

In terms of areas to improve or 'what could be better', children in both settings expressed a desire to be outdoors more often, in all weather. The north provision explained this in more detail:

- Improve the shelter, maybe extend it so we can play outside in bad weather. Improve the ground because it can get slippery.

## Annexes

### Annex 1



Parent survey for CSA  
- ENG.docx

### Annex 2



CSA 2021 Schools  
Questionnaire (1).doc

### Annex 3



WESP Questionnaire  
2021.docx

### Annex 4



CSA Employers  
ENG.pdf

### Annex 5



Employabilty Teams  
Questionnaire 21 (1).c

## Annex 6



Umbrella  
Organisation Survey N

## Annex 7



CSA 2021 Providers  
ENG.pdf

## **Consultation update June 2022**

A draft of the assessment was published online at

<https://getinvolved.torfaen.gov.uk/childcare-provision-assessment>

<https://www.torfaen.gov.uk/en/EducationLearning/Parental-Support/FamilyInformationService/Family-Information-Service.aspx>

<https://torfaenfis.org.uk/about/childcare-sufficiency-assessment> for public consultation between Friday 27<sup>th</sup> May – Thursday 23<sup>rd</sup> June 2022.

The consultation was also promoted widely on social medias pages through both the Local Authority and Family Information Service channels

[www.facebook.com/torfaen](http://www.facebook.com/torfaen)

[www.facebook.com/TorfaenFIS](http://www.facebook.com/TorfaenFIS)

[www.twitter.com/TorfaenFIS](http://www.twitter.com/TorfaenFIS)

[www.instagram.com/TorfaenFIS](http://www.instagram.com/TorfaenFIS)

In addition to this, the consultation was also circulated to key stakeholders via email.

During the consultation period less than 5 responses were received by the public. Comments included the need to promote help with childcare costs to families who are not eligible for support through Universal Credit and lack of childcare during the summer holidays. It was also reported that lack of provision at a school (after school club and summer playscheme) becomes problematic for working parents.

The Local Authority will endeavour to address the issues raised during the consultation period in accordance with recommendations from the Gaps Analysis Report.